

Pointers, Pointers, Pointers

CSE 333 Spring 2019

Instructor: Justin Hsia

Teaching Assistants:

Aaron Johnston

Andrew Hu

Daniel Snitkovskiy

Forrest Timour

Kevin Bi

Kory Watson

Pat Kosakanchit

Renshu Gu

Tarkan Al-Kazily

Travis McGaha

Administrivia

- ❖ Exercise 2 out today and due Monday morning

- ❖ Exercise grading
 - We will do our best to keep up
 - Things to watch for:
 - Input sanity check
 - No functional abstraction (single blob of code)
 - Formatting funnies (*e.g.* tabs instead of spaces)
 - Grades:
 - Correctness [0-3], Tools Check [0-2], Style [0-3]

Administrivia

- ❖ Homework 0 due Monday
 - Logistics and infrastructure for projects
 - `clint` and `valgrind` are useful for exercises, too
 - Should have set up an SSH key and cloned GitLab repo by now
 - Do this ASAP so we have time to fix things if necessary

- ❖ Homework 1 out later today, due in 2 weeks (Thu 4/18)
 - Linked list and hash table implementations in C
 - Get starter code using `git pull` in your course repo
 - Might have “merge conflict” if your local copy has unpushed changes
 - If git drops you into `vi(m)`, `:q` to quit or `:wq` if you want to save changes

Administrivia

- ❖ Documentation:
 - man pages, books
 - Reference websites: `cplusplus.org`, `man7.org`, `gcc.gnu.org`, etc.
- ❖ Folklore:
 - Google-ing, Stack Overflow, that rando in lab
- ❖ Tradeoffs? Relative strengths & weaknesses?
 - Discuss

Lecture Outline

- ❖ **Pointers & Pointer Arithmetic**
- ❖ Pointers as Parameters
- ❖ Pointers and Arrays
- ❖ Function Pointers

Box-and-Arrow Diagrams

boxarrow.c

```
int main(int argc, char** argv) {
    int x = 1;
    int arr[3] = {2, 3, 4};
    int* p = &arr[1];

    printf("&x: %p; x: %d\n", &x, x);
    printf("&arr[0]: %p; arr[0]: %d\n", &arr[0], arr[0]);
    printf("&arr[2]: %p; arr[2]: %d\n", &arr[2], arr[2]);
    printf("&p: %p; p: %p; *p: %d\n", &p, p, *p);

    return 0;
}
```

address

name	value
------	-------

Box-and-Arrow Diagrams

boxarrow.c

```
int main(int argc, char** argv) {
    int x = 1;
    int arr[3] = {2, 3, 4};
    int* p = &arr[1];

    printf("&x: %p; x: %d\n", &x, x);
    printf("&arr[0]: %p; arr[0]: %d\n", &arr[0], arr[0]);
    printf("&arr[2]: %p; arr[2]: %d\n", &arr[2], arr[2]);
    printf("&p: %p; p: %p; *p: %d\n", &p, p, *p);

    return 0;
}
```

address

name	value
------	-------

&x	x	value
&arr[2]	arr[2]	value
&arr[1]	arr[1]	value
&arr[0]	arr[0]	value
&p	p	value

stack frame for main ()

Box-and-Arrow Diagrams

boxarrow.c

```
int main(int argc, char** argv) {
    int x = 1;
    int arr[3] = {2, 3, 4};
    int* p = &arr[1];

    printf("&x: %p; x: %d\n", &x, x);
    printf("&arr[0]: %p; arr[0]: %d\n", &arr[0], arr[0]);
    printf("&arr[2]: %p; arr[2]: %d\n", &arr[2], arr[2]);
    printf("&p: %p; p: %p; *p: %d\n", &p, p, *p);

    return 0;
}
```

address

name	value
------	-------

&x	x	1
&arr[2]	arr[2]	4
&arr[1]	arr[1]	3
&arr[0]	arr[0]	2
&p	p	&arr[1]

Box-and-Arrow Diagrams

boxarrow.c

```
int main(int argc, char** argv) {
    int x = 1;
    int arr[3] = {2, 3, 4};
    int* p = &arr[1];

    printf("&x: %p; x: %d\n", &x, x);
    printf("&arr[0]: %p; arr[0]: %d\n", &arr[0], arr[0]);
    printf("&arr[2]: %p; arr[2]: %d\n", &arr[2], arr[2]);
    printf("&p: %p; p: %p; *p: %d\n", &p, p, *p);

    return 0;
}
```

address

name	value
------	-------

0x7fff...4c

x	1
arr[2]	4
arr[1]	3
arr[0]	2
p	0x7fff...74

0x7fff...48

0x7fff...44

0x7fff...40

0x7fff...38

Pointer Arithmetic

- ❖ Pointers are *typed*
 - Tells the compiler the size of the data you are pointing to
 - Exception: `void*` is a generic pointer (*i.e.* a placeholder)
- ❖ Pointer arithmetic is scaled by `sizeof (*p)`
 - Works nicely for arrays
 - Does not work on `void*`, since `void` doesn't have a size!
- ❖ Valid pointer arithmetic:
 - Add/subtract an integer to/from a pointer
 - Subtract two pointers (within stack frame or malloc block)
 - Compare pointers (`<`, `<=`, `==`, `!=`, `>`, `>=`), including `NULL`

Practice Question

boxarrow2.c

```
int main(int argc, char** argv) {
    int arr[3] = {2, 3, 4};
    int* p = &arr[1];
    int** dp = &p; // pointer to a pointer

    *(*dp) += 1;
    p += 1;
    *(*dp) += 1;

    return 0;
}
```

At this point in the code, what values are stored in arr []?



address

name	value
------	-------

0x7fff...78	arr[2]	4
0x7fff...74	arr[1]	3
0x7fff...70	arr[0]	2
0x7fff...68	p	0x7fff...74
0x7fff...60	dp	0x7fff...68

Practice Solution

Note: arrow points to *next* instruction to be executed.

boxarrow2.c

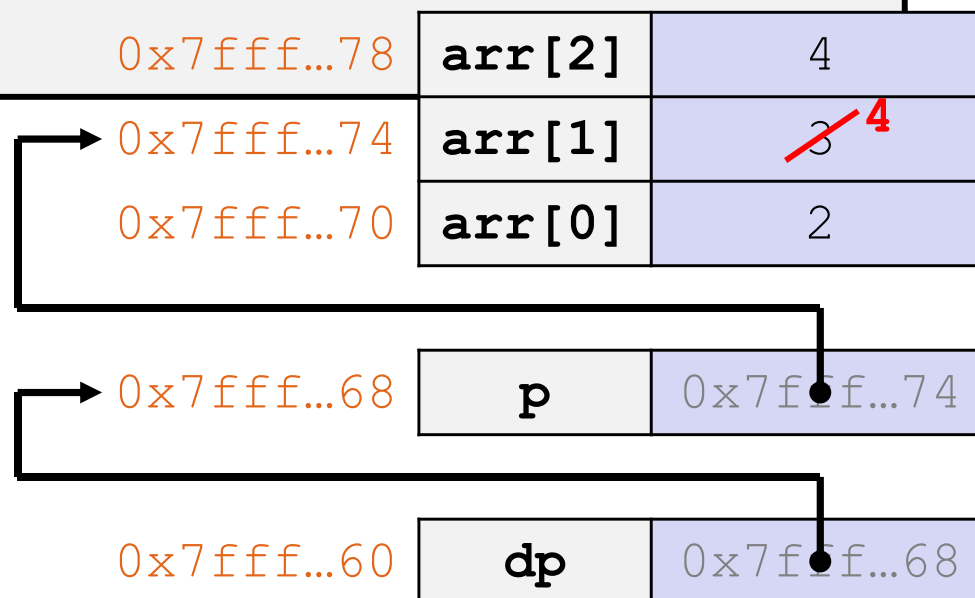
```
int main(int argc, char** argv) {
    int arr[3] = {2, 3, 4};
    int* p = &arr[1];
    int** dp = &p; // pointer to a pointer

    → * (*dp) += 1;
      p += 1;
      * (*dp) += 1;

    return 0;
}
```

address

name	value
------	-------



Practice Solution

Note: arrow points to *next* instruction to be executed.

boxarrow2.c

```
int main(int argc, char** argv) {
    int arr[3] = {2, 3, 4};
    int* p = &arr[1];
    int** dp = &p; // pointer to a pointer

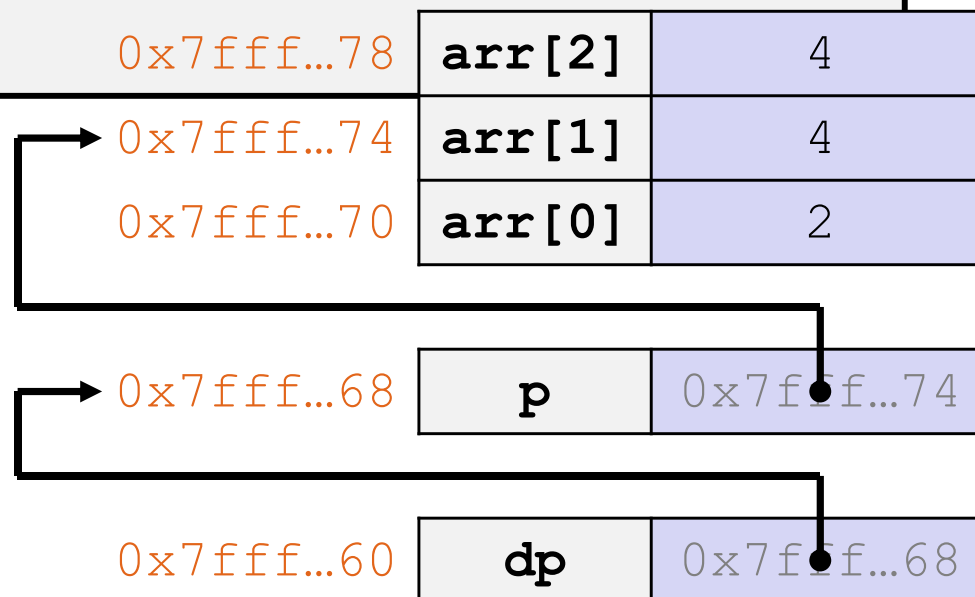
    *(*dp) += 1;
    p += 1;
    *(*dp) += 1;

    return 0;
}
```



address

name	value
------	-------



Practice Solution

Note: arrow points to *next* instruction to be executed.
boxarrow2.c

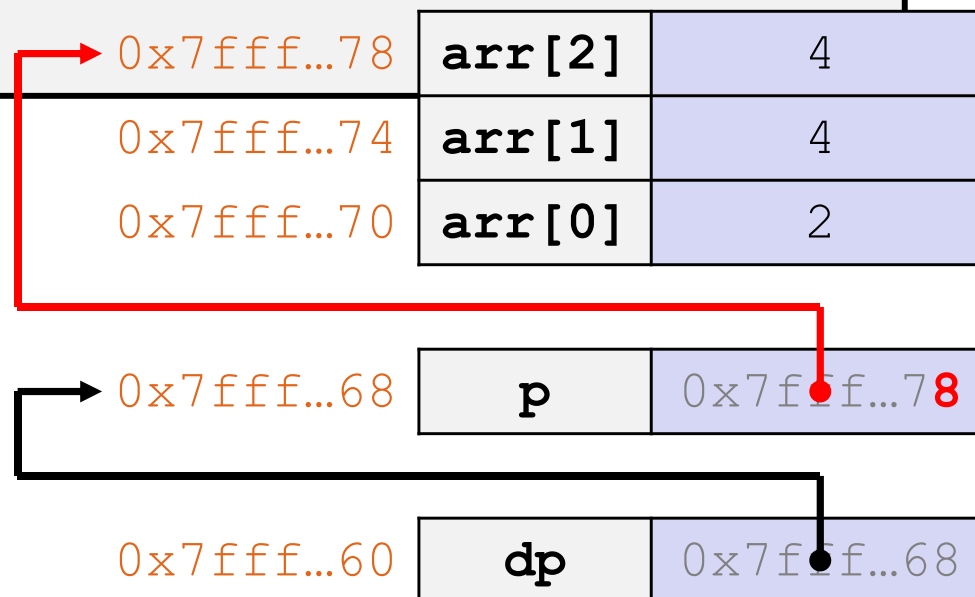
```
int main(int argc, char** argv) {
    int arr[3] = {2, 3, 4};
    int* p = &arr[1];
    int** dp = &p; // pointer to a pointer

    *(*dp) += 1;
    p += 1;
    → *(*dp) += 1;

    return 0;
}
```

address

name	value
------	-------



Practice Solution

Note: arrow points to *next* instruction to be executed.

boxarrow2.c

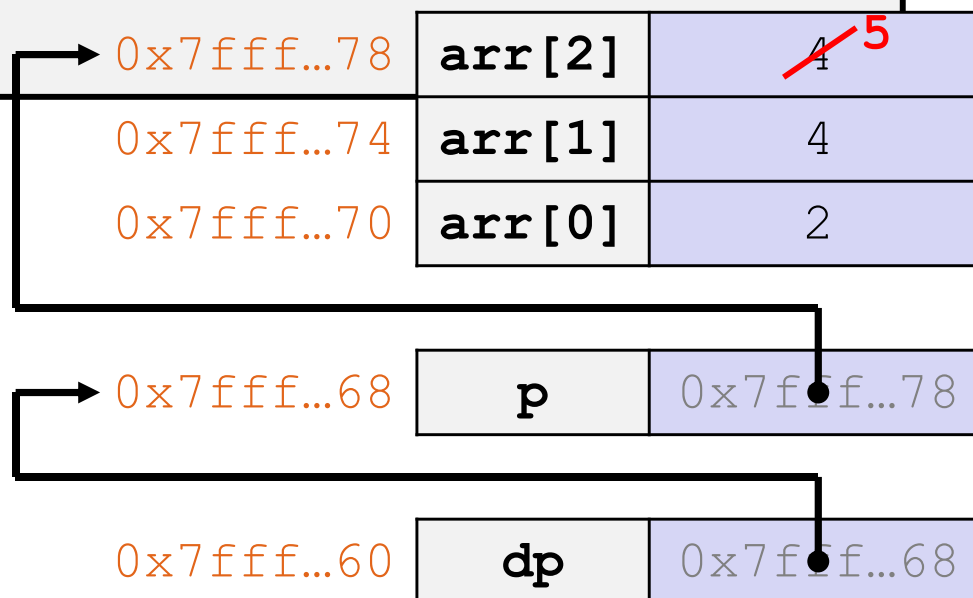
```
int main(int argc, char** argv) {
    int arr[3] = {2, 3, 4};
    int* p = &arr[1];
    int** dp = &p; // pointer to a pointer

    *(*dp) += 1;
    p += 1;
    → *(*dp) += 1;

    return 0;
}
```

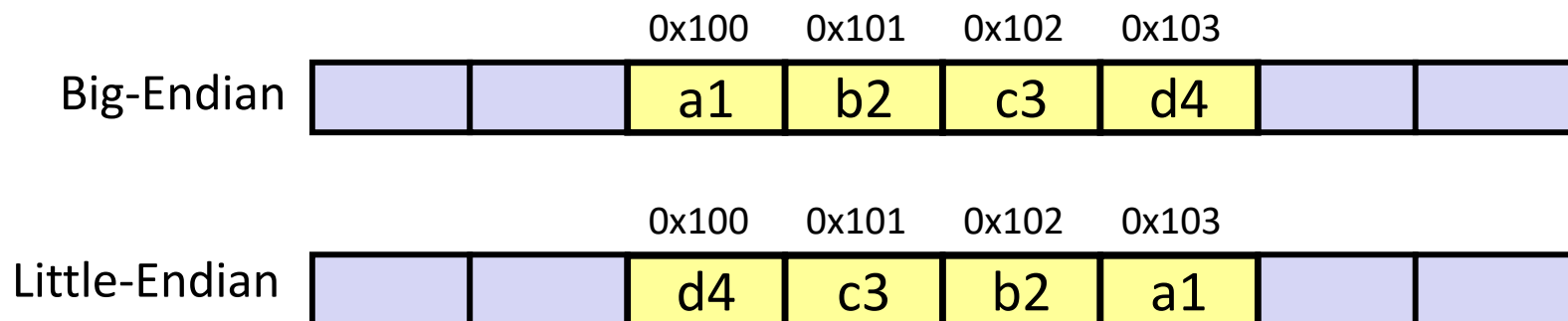
address

name	value
------	-------



Endianness

- ❖ Memory is byte-addressed, so endianness determines what ordering that multi-byte data gets read and stored *in memory*
 - **Big-endian**: Least significant byte has *highest* address
 - **Little-endian**: Least significant byte has *lowest* address
- ❖ **Example**: 4-byte data 0xa1b2c3d4 at address 0x100




Pointer Arithmetic Example

Note: Arrow points to *next* instruction.

```
int main(int argc, char** argv) {  
→ int arr[3] = {1, 2, 3};  
  int* int_ptr = &arr[0];  
  char* char_ptr = (char*) int_ptr;  
  
  int_ptr += 1;  
  int_ptr += 2; // uh oh  
  
  char_ptr += 1;  
  char_ptr += 2;  
  
  return 0;  
}
```

pointerarithmetic.c

Stack
(assume x86-64)



Pointer Arithmetic Example

Note: Arrow points to *next* instruction.

```
int main(int argc, char** argv) {
    int arr[3] = {1, 2, 3};
    int* int_ptr = &arr[0];
    char* char_ptr = (char*) int_ptr;

    int_ptr += 1;
    int_ptr += 2; // uh oh

    char_ptr += 1;
    char_ptr += 2;

    return 0;
}
```

pointerarithmetic.c

Stack
(assume x86-64)

arr[2]	03	00	00	00
arr[1]	02	00	00	00
arr[0]	01	00	00	00
char_ptr				
int_ptr				

Pointer Arithmetic Example

Note: Arrow points to *next* instruction.

```

int main(int argc, char** argv) {
    int arr[3] = {1, 2, 3};
    int* int_ptr = &arr[0];
    char* char_ptr = (char*) int_ptr;

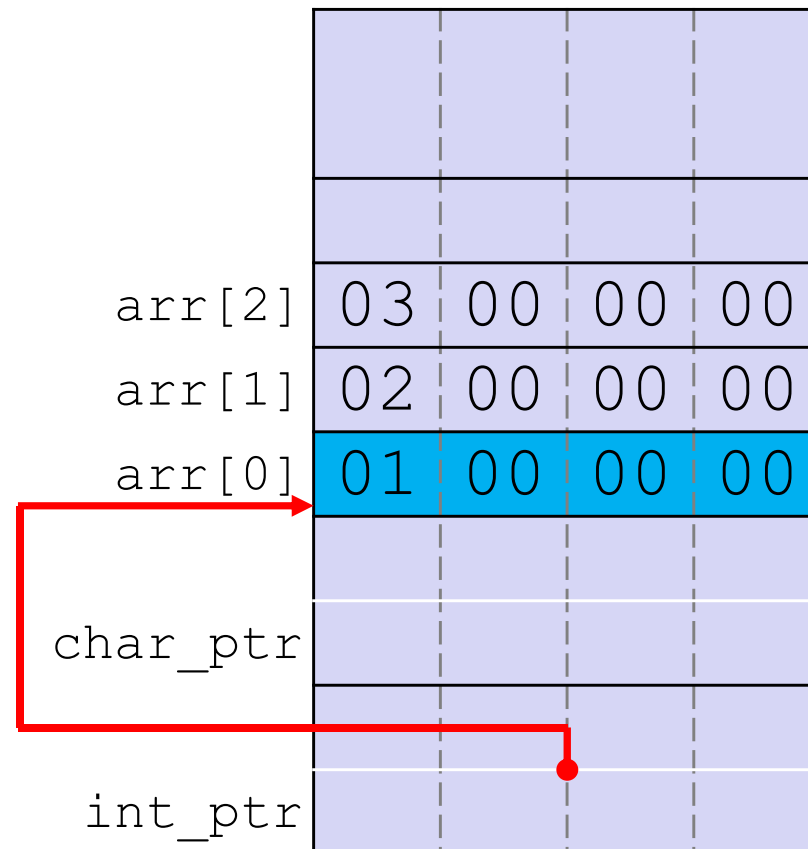
    int_ptr += 1;
    int_ptr += 2; // uh oh

    char_ptr += 1;
    char_ptr += 2;

    return 0;
}
    
```

pointerarithmetic.c

Stack
(assume x86-64)



Pointer Arithmetic Example

Note: Arrow points to *next* instruction.

```

int main(int argc, char** argv) {
    int arr[3] = {1, 2, 3};
    int* int_ptr = &arr[0];
    char* char_ptr = (char*) int_ptr;

    int_ptr += 1;
    int_ptr += 2; // uh oh

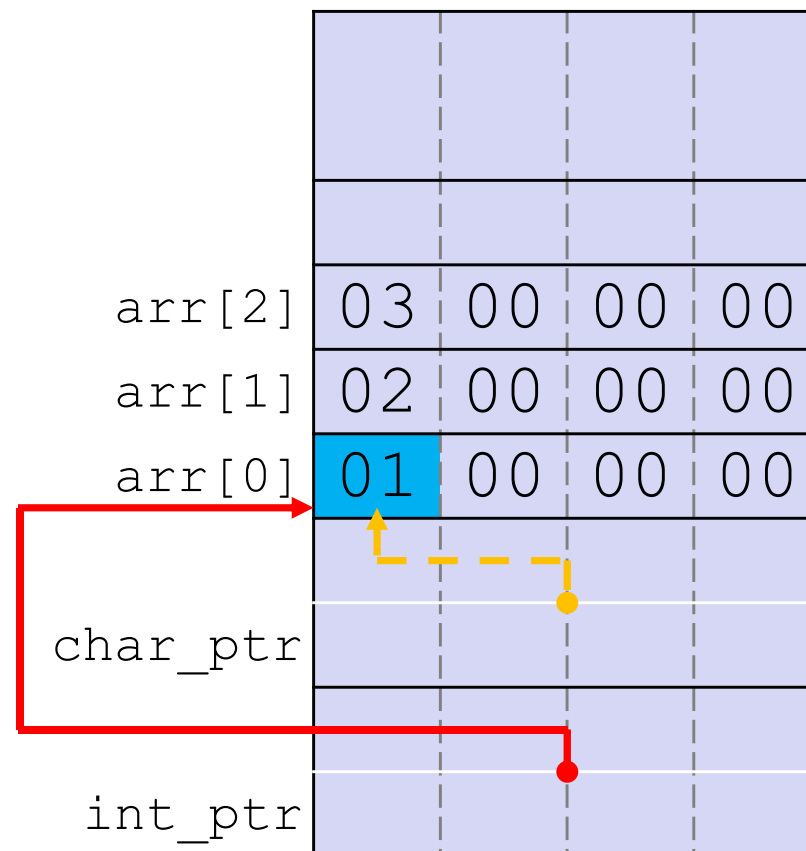
    char_ptr += 1;
    char_ptr += 2;

    return 0;
}

```

pointerarithmetic.c

Stack
(assume x86-64)



Pointer Arithmetic Example

Note: Arrow points to *next* instruction.

```
int main(int argc, char** argv) {
    int arr[3] = {1, 2, 3};
    int* int_ptr = &arr[0];
    char* char_ptr = (char*) int_ptr;

    int_ptr += 1;
    int_ptr += 2; // uh oh

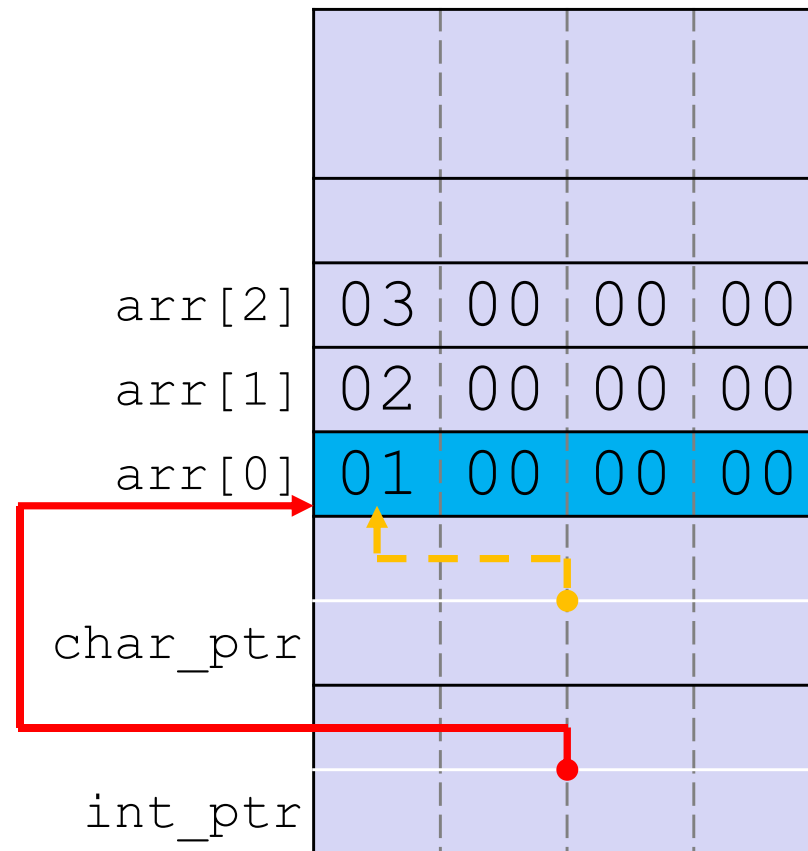
    char_ptr += 1;
    char_ptr += 2;

    return 0;
}
```

pointerarithmetic.c

```
int_ptr: 0x0x7fffffffde010
*int_ptr: 1
```

Stack
(assume x86-64)



Pointer Arithmetic Example

Note: Arrow points to *next* instruction.

```
int main(int argc, char** argv) {
    int arr[3] = {1, 2, 3};
    int* int_ptr = &arr[0];
    char* char_ptr = (char*) int_ptr;

    int_ptr += 1;
    int_ptr += 2; // uh oh

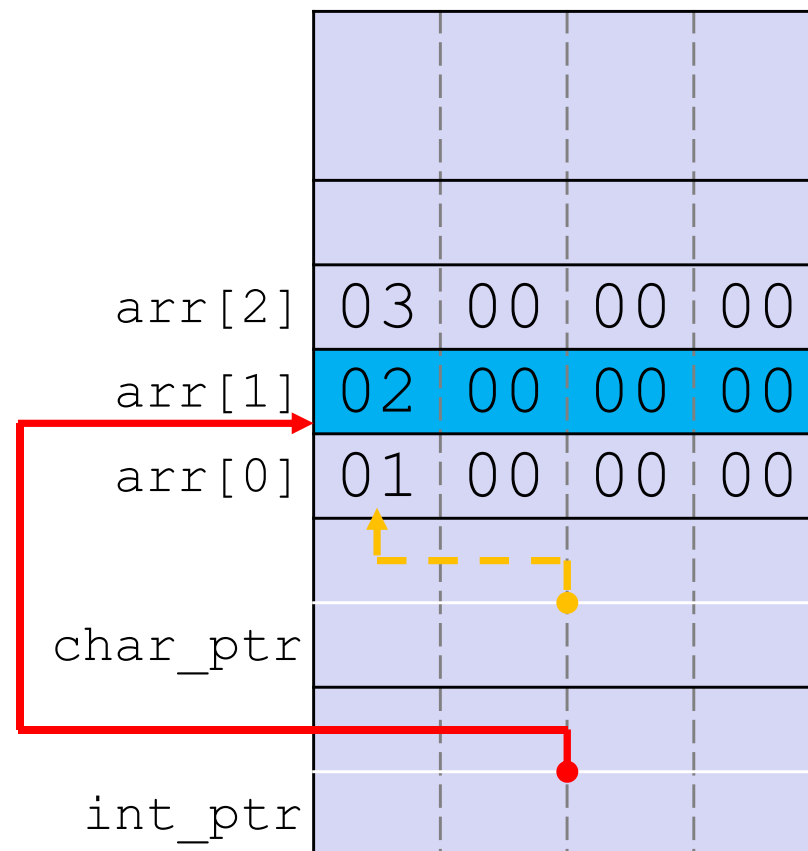
    char_ptr += 1;
    char_ptr += 2;

    return 0;
}
```

pointerarithmetic.c

```
int_ptr: 0x0x7fffffffde014
*int_ptr: 2
```

Stack
(assume x86-64)



Pointer Arithmetic Example

Note: Arrow points to *next* instruction.

```
int main(int argc, char** argv) {
    int arr[3] = {1, 2, 3};
    int* int_ptr = &arr[0];
    char* char_ptr = (char*) int_ptr;

    int_ptr += 1;
    int_ptr += 2; // uh oh

    char_ptr += 1;
    char_ptr += 2;

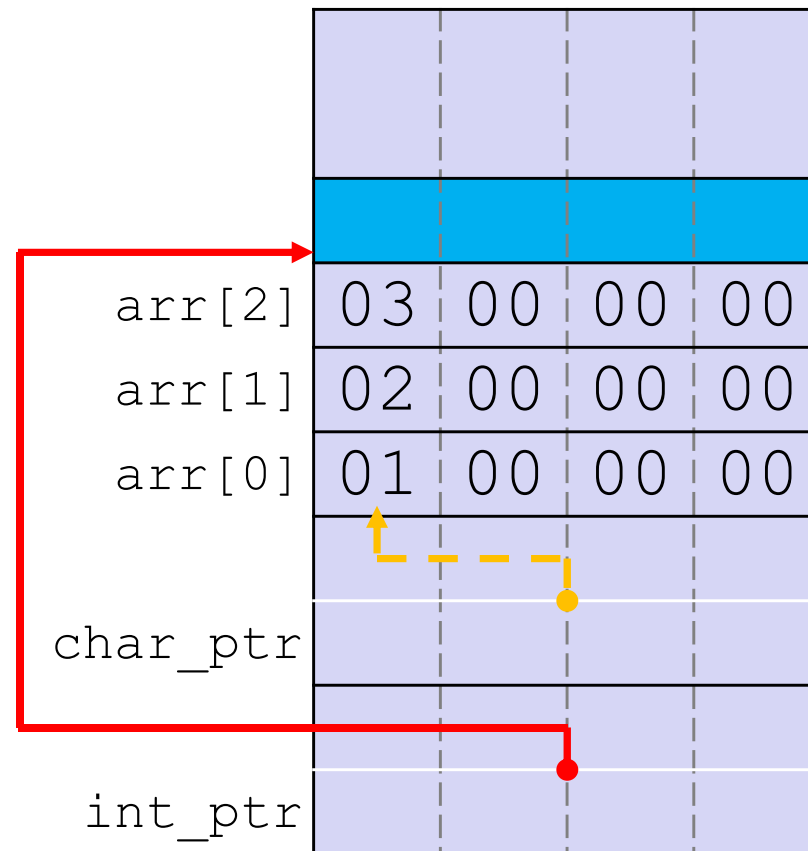
    return 0;
}
```



pointerarithmetic.c

```
int_ptr: 0x0x7fffffffde01C
*int_ptr: ???
```

Stack
(assume x86-64)



Pointer Arithmetic Example

Note: Arrow points to *next* instruction.

```
int main(int argc, char** argv) {
    int arr[3] = {1, 2, 3};
    int* int_ptr = &arr[0];
    char* char_ptr = (char*) int_ptr;

    int_ptr += 1;
    int_ptr += 2; // uh oh

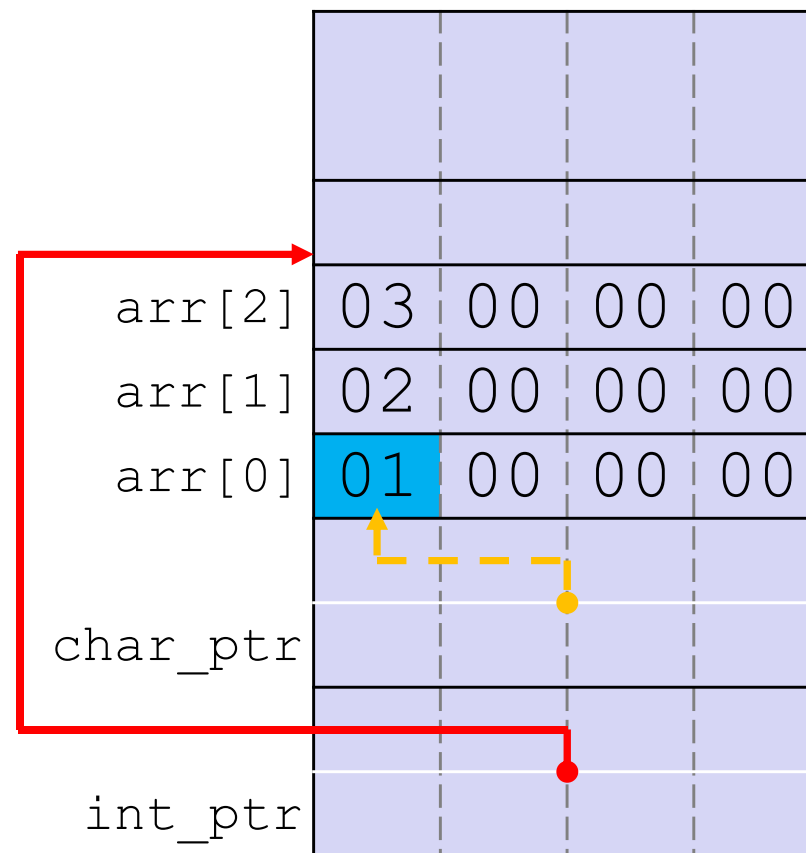
    char_ptr += 1;
    char_ptr += 2;

    return 0;
}
```

pointerarithmetic.c

```
char_ptr: 0x0x7fffffffde010
*char_ptr: 1
```

Stack
(assume x86-64)



Pointer Arithmetic Example

Note: Arrow points to *next* instruction.

```
int main(int argc, char** argv) {
    int arr[3] = {1, 2, 3};
    int* int_ptr = &arr[0];
    char* char_ptr = (char*) int_ptr;

    int_ptr += 1;
    int_ptr += 2; // uh oh

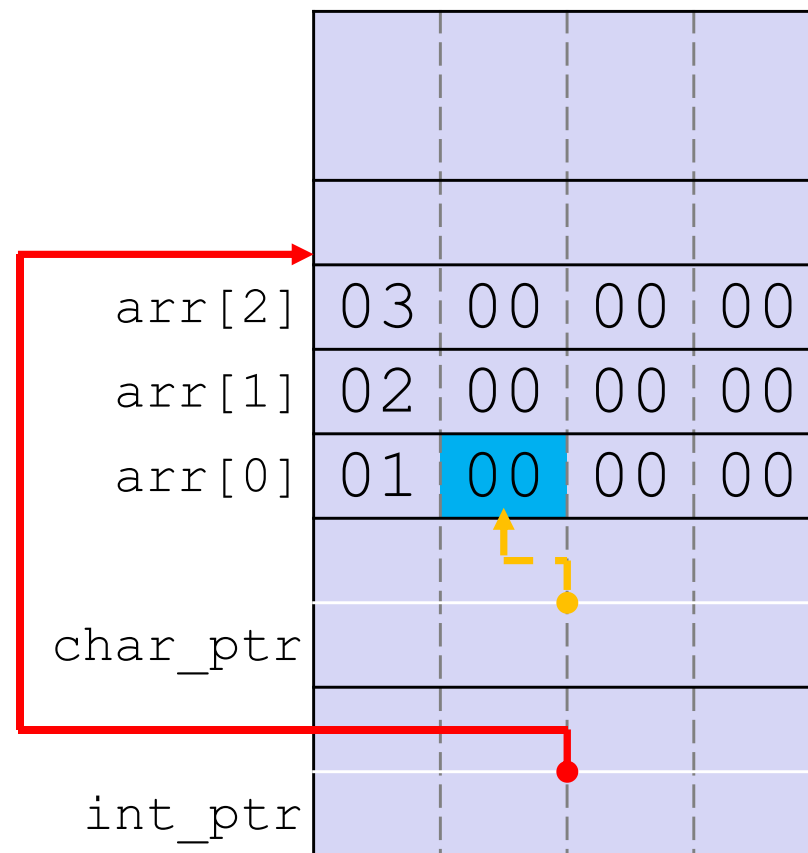
    char_ptr += 1;
    char_ptr += 2;

    return 0;
}
```

pointerarithmetic.c

char_ptr: 0x0x7fffffffde01**1**
 *char_ptr: **0**

Stack
 (assume x86-64)



Pointer Arithmetic Example

Note: Arrow points to *next* instruction.

```
int main(int argc, char** argv) {
    int arr[3] = {1, 2, 3};
    int* int_ptr = &arr[0];
    char* char_ptr = (char*) int_ptr;

    int_ptr += 1;
    int_ptr += 2; // uh oh

    char_ptr += 1;
    char_ptr += 2;

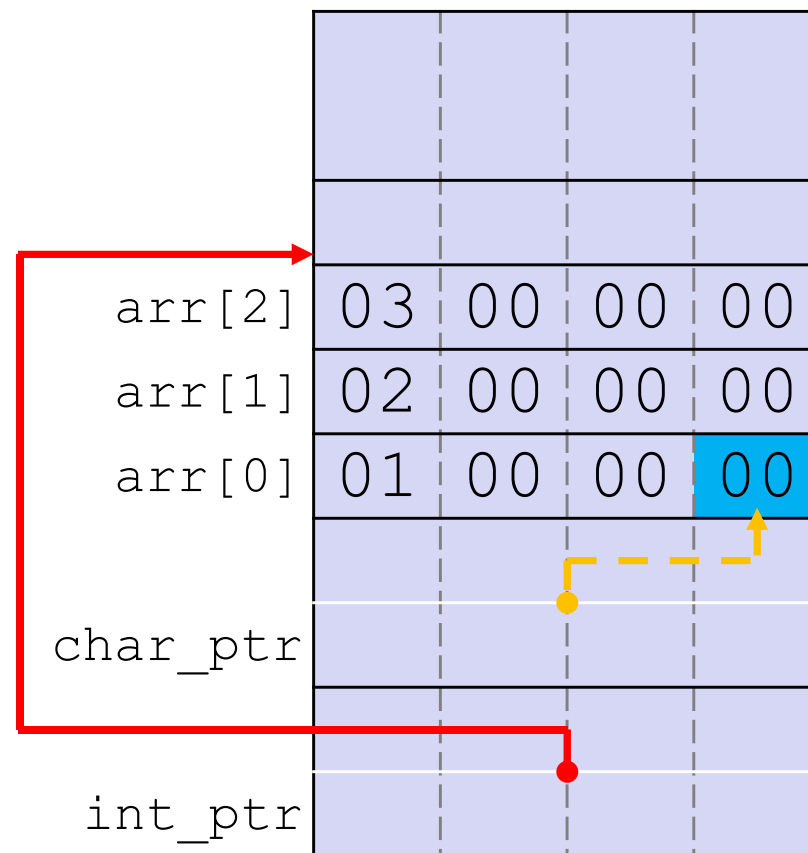
    return 0;
}
```

pointerarithmetic.c

char_ptr: 0x0x7fffffffde013

*char_ptr: 0

Stack
(assume x86-64)



Lecture Outline

- ❖ Pointers & Pointer Arithmetic
- ❖ **Pointers as Parameters**
- ❖ Pointers and Arrays
- ❖ Function Pointers

C is Call-By-Value

- ❖ C (and Java) pass arguments by *value*
 - Callee receives a **local copy** of the argument
 - Register or Stack
 - If the callee modifies a parameter, the caller's copy *isn't* modified

```
void swap(int a, int b) {  
    int tmp = a;  
    a = b;  
    b = tmp;  
}  
  
int main(int argc, char** argv) {  
    int a = 42, b = -7;  
    swap(a, b);  
    ...  
}
```

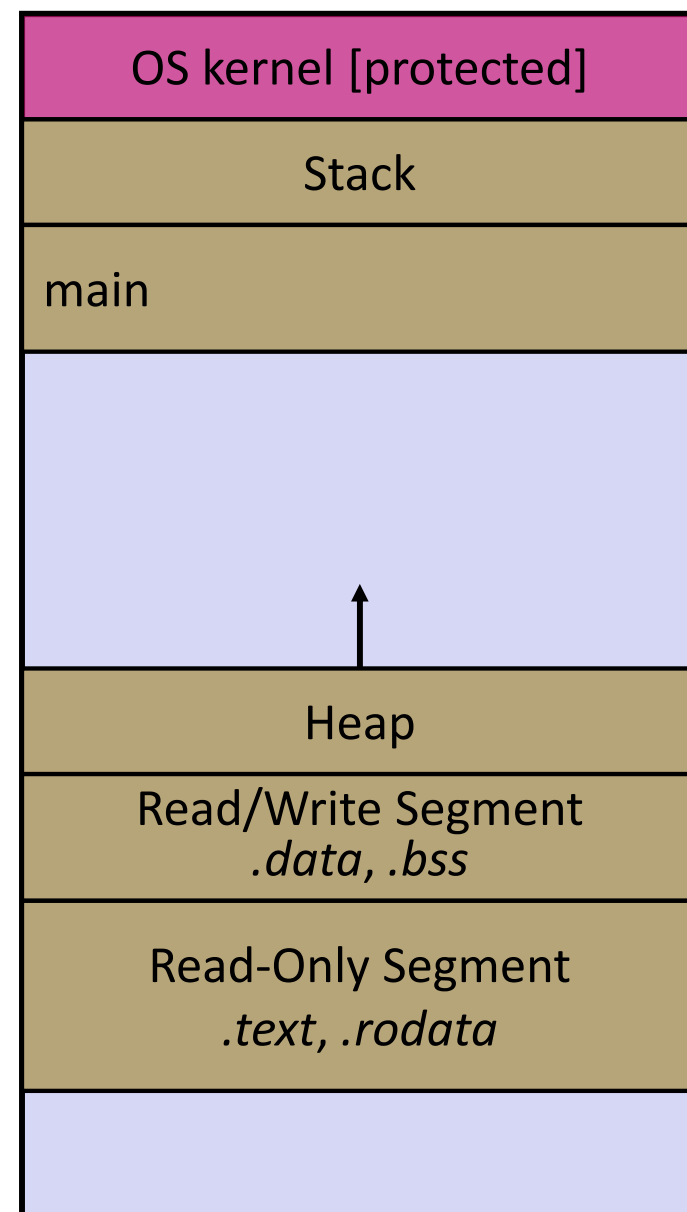
Broken Swap

Note: Arrow points to *next* instruction.

brokenswap.c

```
void swap(int a, int b) {
    int tmp = a;
    a = b;
    b = tmp;
}

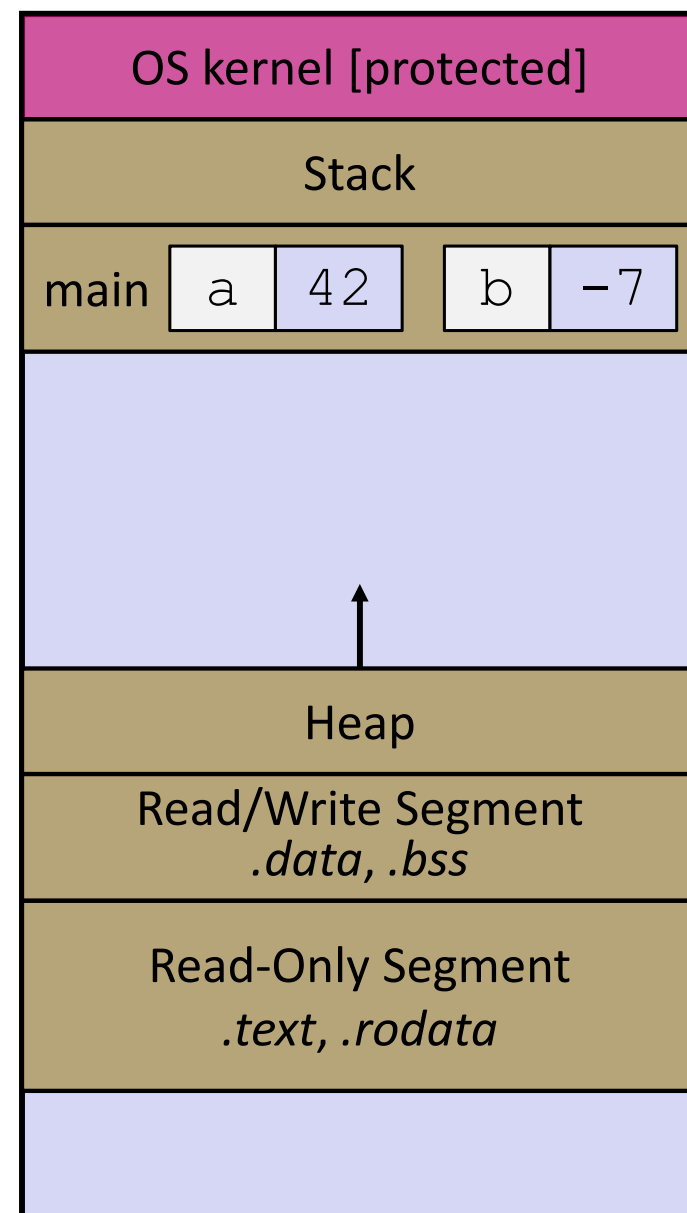
int main(int argc, char** argv) {
    int a = 42, b = -7;
    swap(a, b);
    ...
}
```



Broken Swap

brokenswap.c

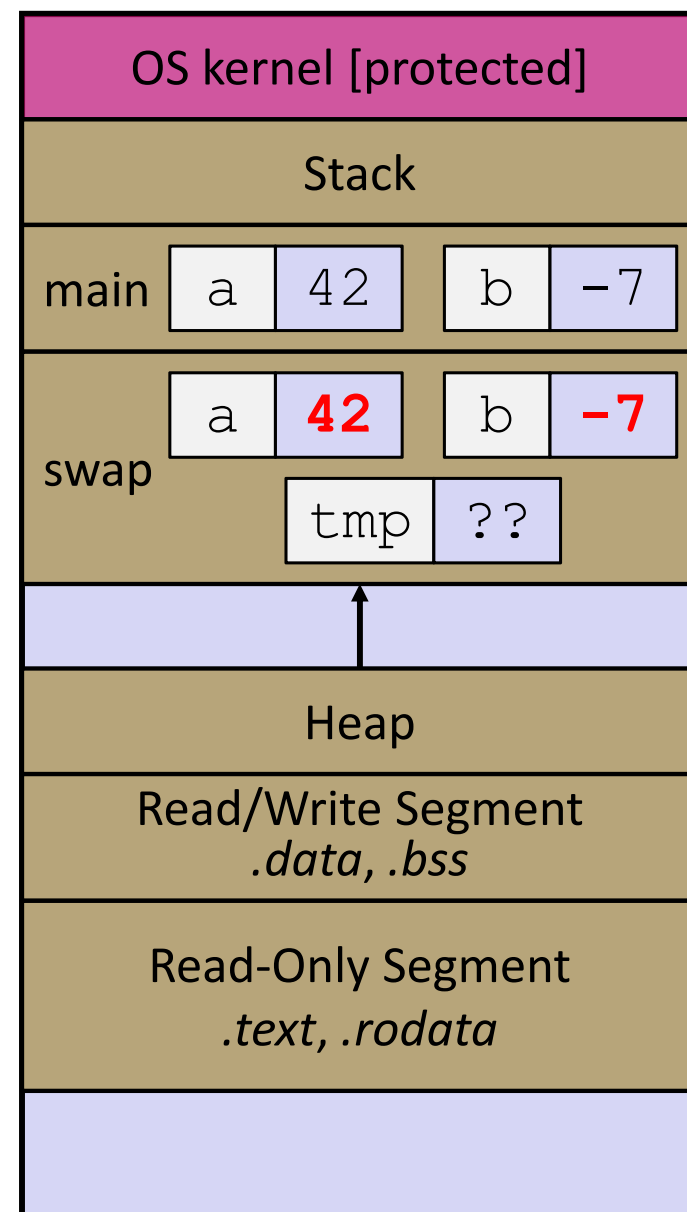
```
void swap(int a, int b) {  
    int tmp = a;  
    a = b;  
    b = tmp;  
}  
  
int main(int argc, char** argv) {  
    int a = 42, b = -7;  
    swap(a, b);  
    ...  
}
```



Broken Swap

brokenswap.c

```
void swap(int a, int b) {  
    int tmp = a;  
    a = b;  
    b = tmp;  
}  
  
int main(int argc, char** argv) {  
    int a = 42, b = -7;  
    swap(a, b);  
    ...  
}
```



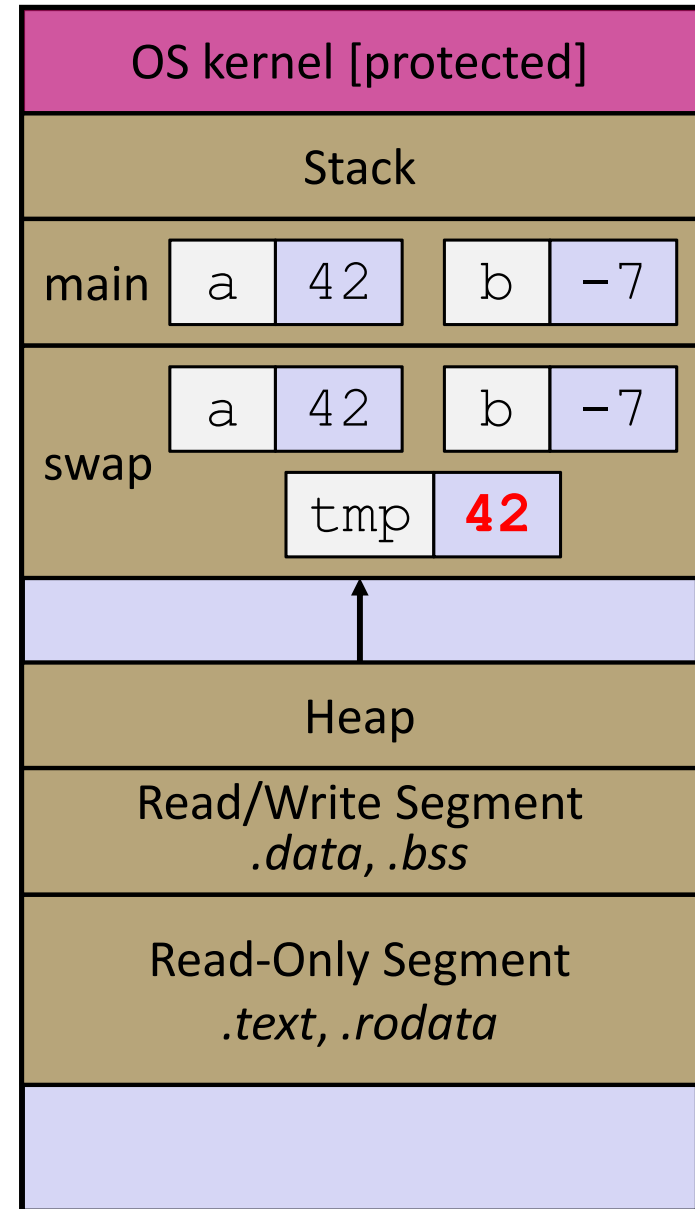
Broken Swap

brokenswap.c

```

void swap(int a, int b) {
    int tmp = a;
    a = b;
    b = tmp;
}

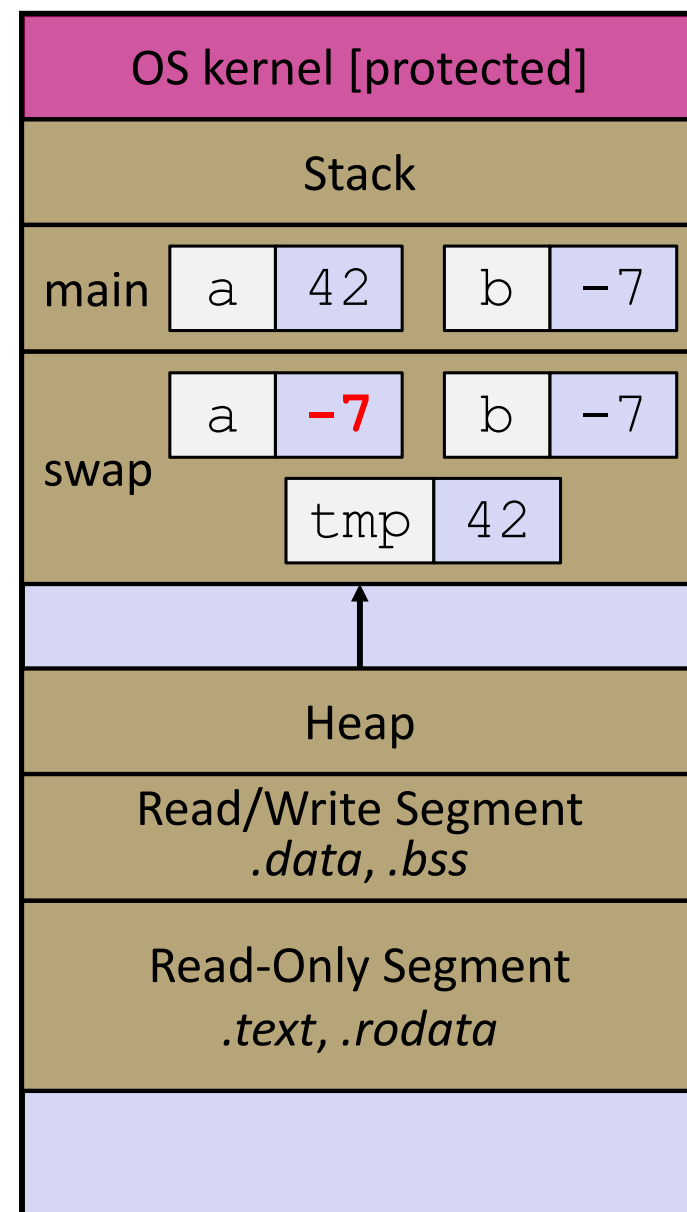
int main(int argc, char** argv) {
    int a = 42, b = -7;
    swap(a, b);
    ...
}
    
```



Broken Swap

brokenswap.c

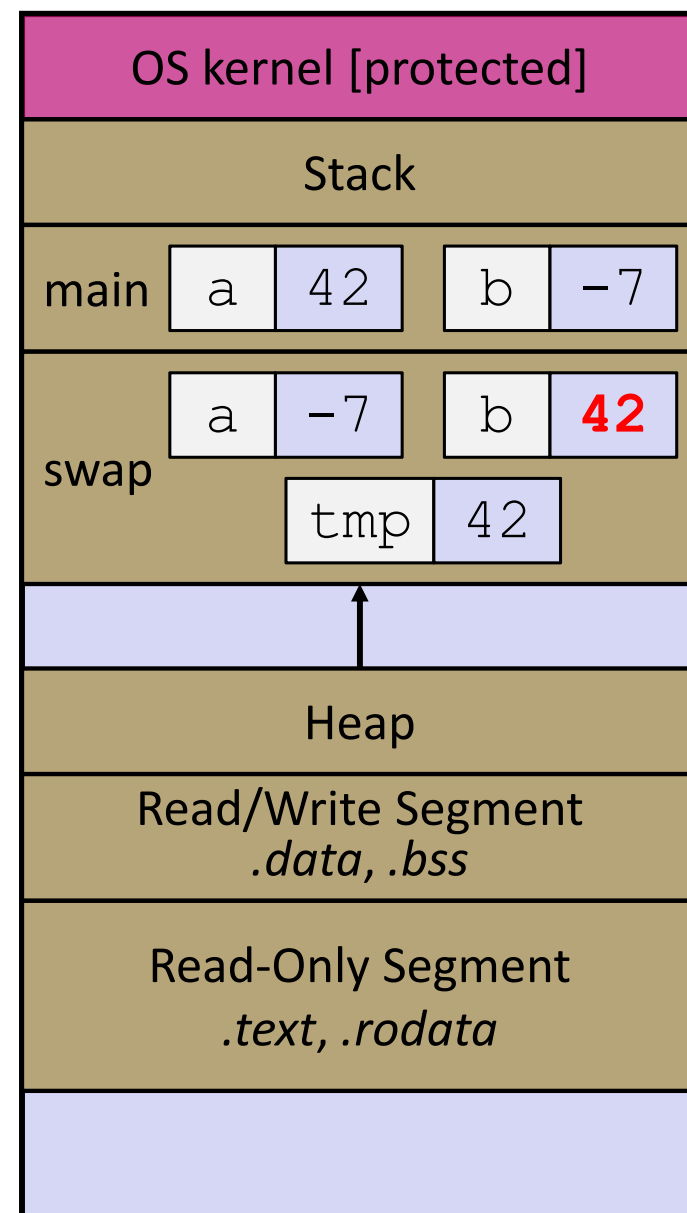
```
void swap(int a, int b) {  
    int tmp = a;  
    a = b;  
    b = tmp;  
}  
  
int main(int argc, char** argv) {  
    int a = 42, b = -7;  
    swap(a, b);  
    ...  
}
```



Broken Swap

brokenswap.c

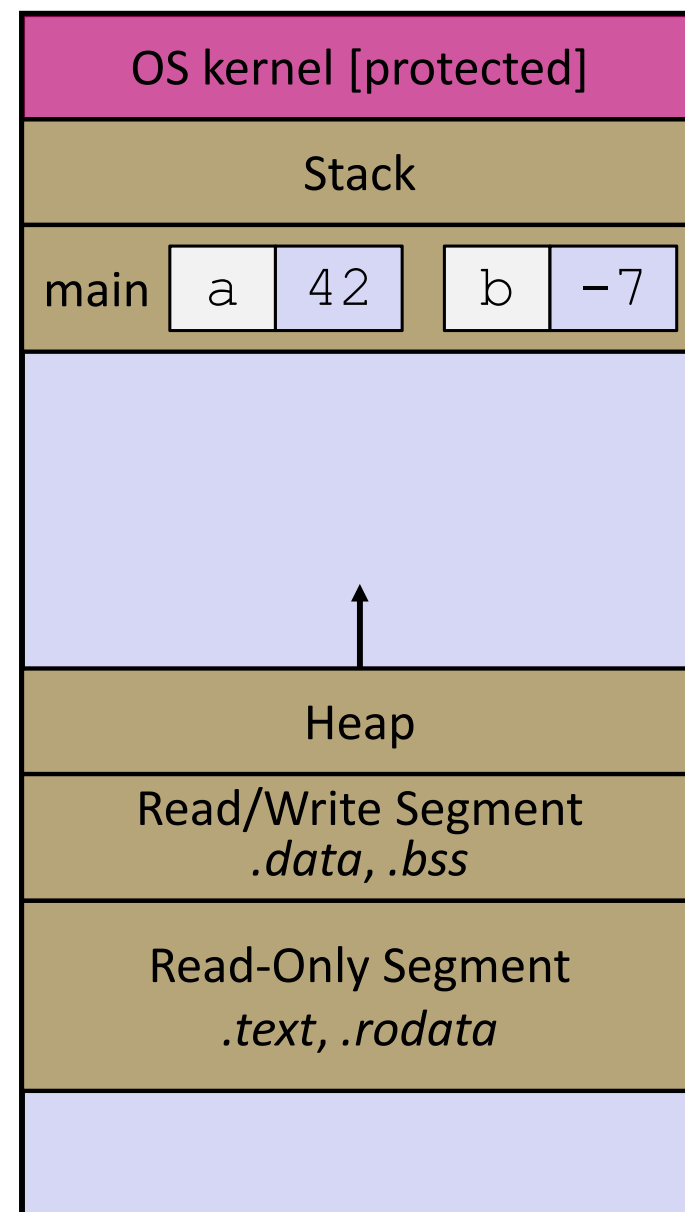

```
void swap(int a, int b) {  
    int tmp = a;  
    a = b;  
    b = tmp;  
}  
  
int main(int argc, char** argv) {  
    int a = 42, b = -7;  
    swap(a, b);  
    ...  
}
```



Broken Swap

brokenswap.c

```
void swap(int a, int b) {  
    int tmp = a;  
    a = b;  
    b = tmp;  
}  
  
int main(int argc, char** argv) {  
    int a = 42, b = -7;  
    swap(a, b);  
    ...  
}
```



Faking Call-By-Reference in C

- ❖ Can use pointers to *approximate* call-by-reference
 - Callee still receives a **copy** of the pointer (*i.e.* call-by-value), but it can modify something in the caller's scope by dereferencing the pointer parameter

```
void swap(int* a, int* b) {  
    int tmp = *a;  
    *a = *b;  
    *b = tmp;  
}  
  
int main(int argc, char** argv) {  
    int a = 42, b = -7;  
    swap(&a, &b);  
    ...  
}
```

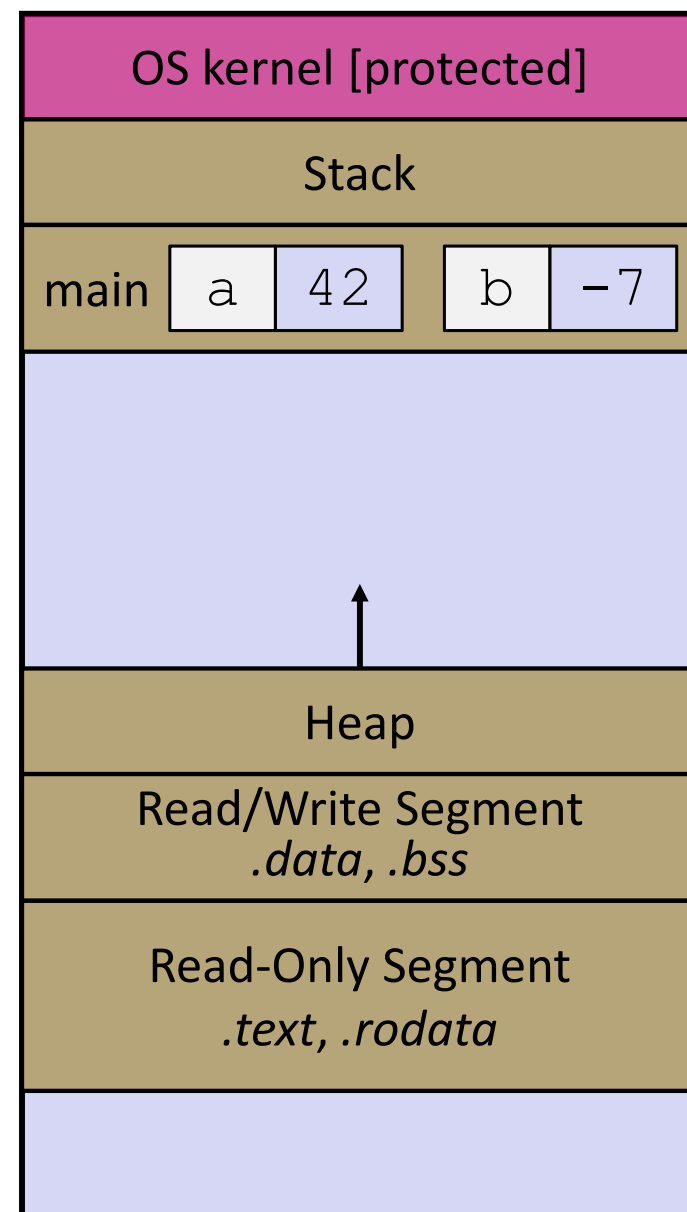
Fixed Swap

Note: Arrow points to *next* instruction.

swap.c

```
void swap(int* a, int* b) {
    int tmp = *a;
    *a = *b;
    *b = tmp;
}

int main(int argc, char** argv) {
    int a = 42, b = -7;
    swap(&a, &b);
    ...
}
```



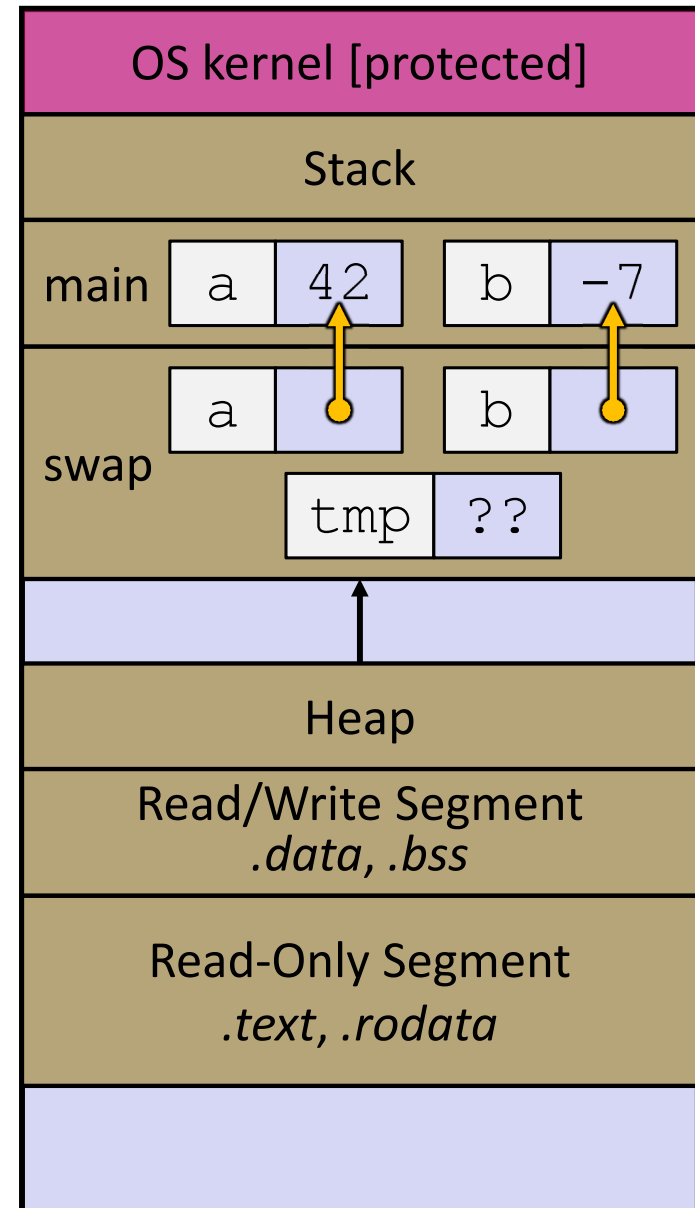
Fixed Swap

swap.c

```

void swap(int* a, int* b) {
    int tmp = *a;
    *a = *b;
    *b = tmp;
}

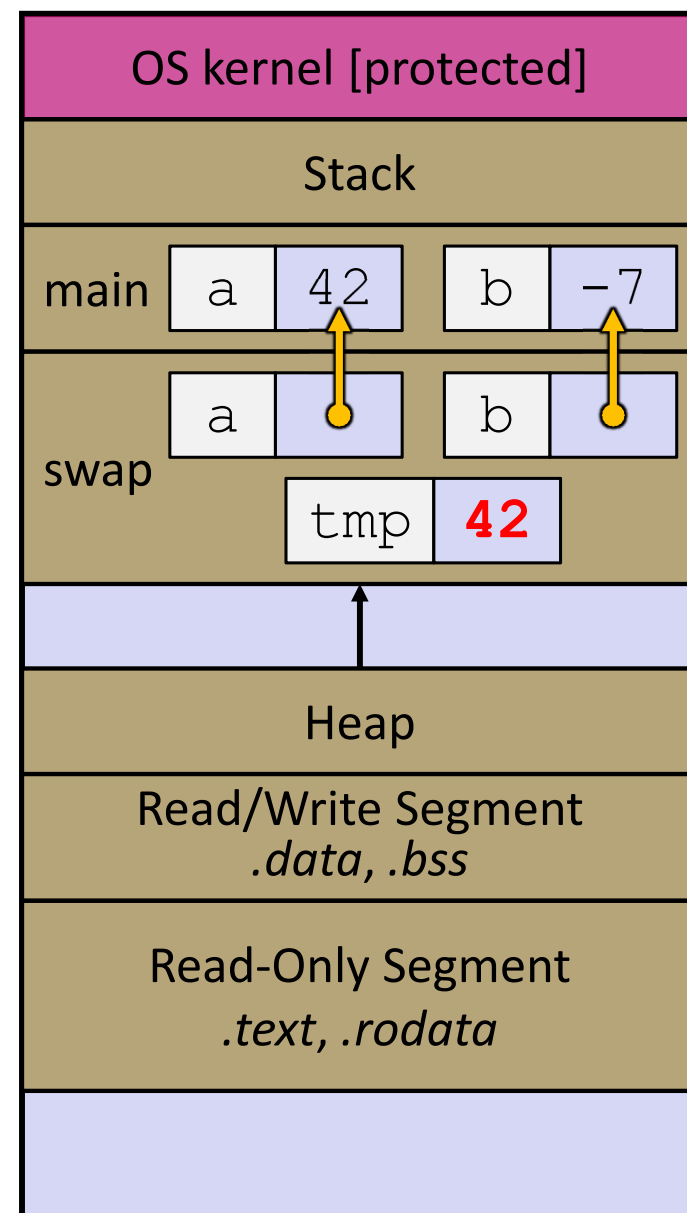
int main(int argc, char** argv) {
    int a = 42, b = -7;
    swap(&a, &b);
    ...
}
    
```



Fixed Swap

swap.c

```
void swap(int* a, int* b) {  
    int tmp = *a;  
    *a = *b;  
    *b = tmp;  
}  
  
int main(int argc, char** argv) {  
    int a = 42, b = -7;  
    swap(&a, &b);  
    ...  
}
```



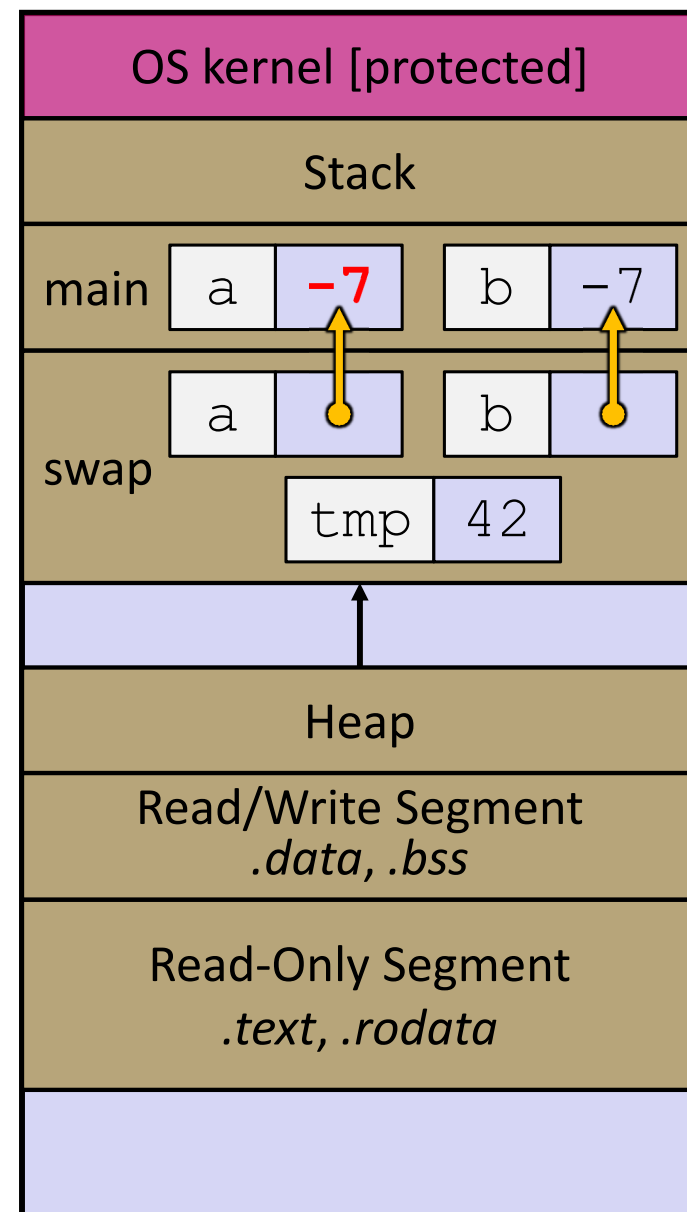
Fixed Swap

swap.c

```

void swap(int* a, int* b) {
    int tmp = *a;
    *a = *b;
    *b = tmp;
}

int main(int argc, char** argv) {
    int a = 42, b = -7;
    swap(&a, &b);
    ...
}
    
```



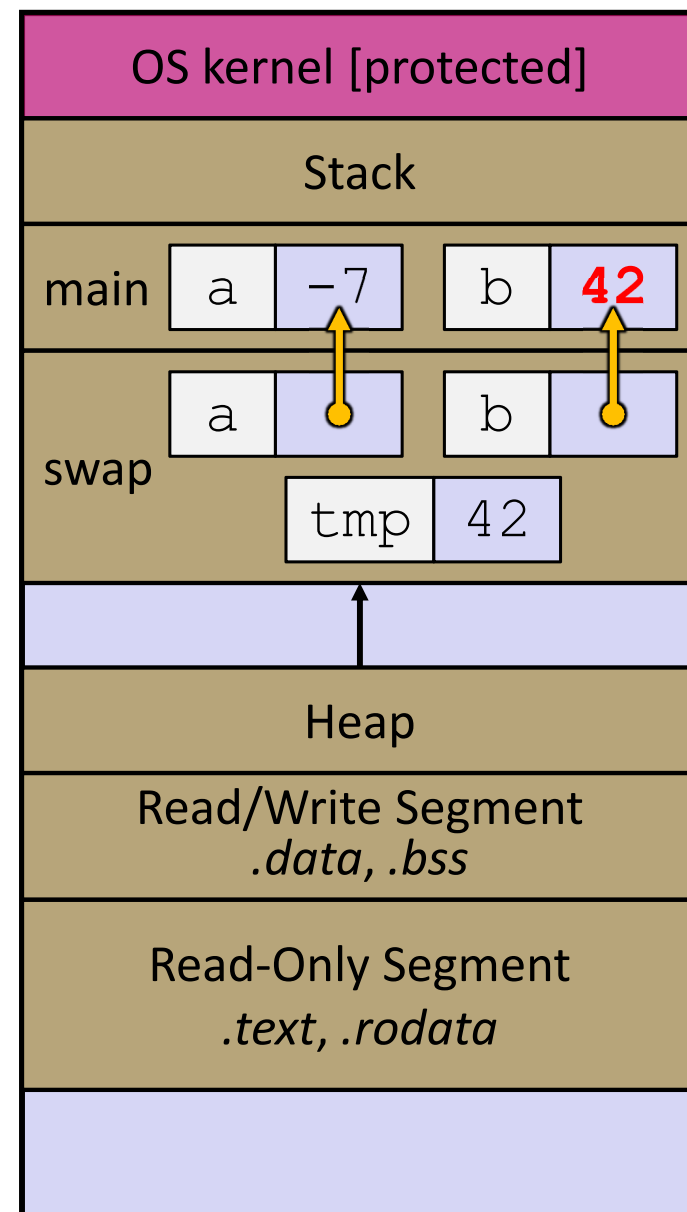
Fixed Swap

swap.c

```

void swap(int* a, int* b) {
    int tmp = *a;
    *a = *b;
    *b = tmp;
}

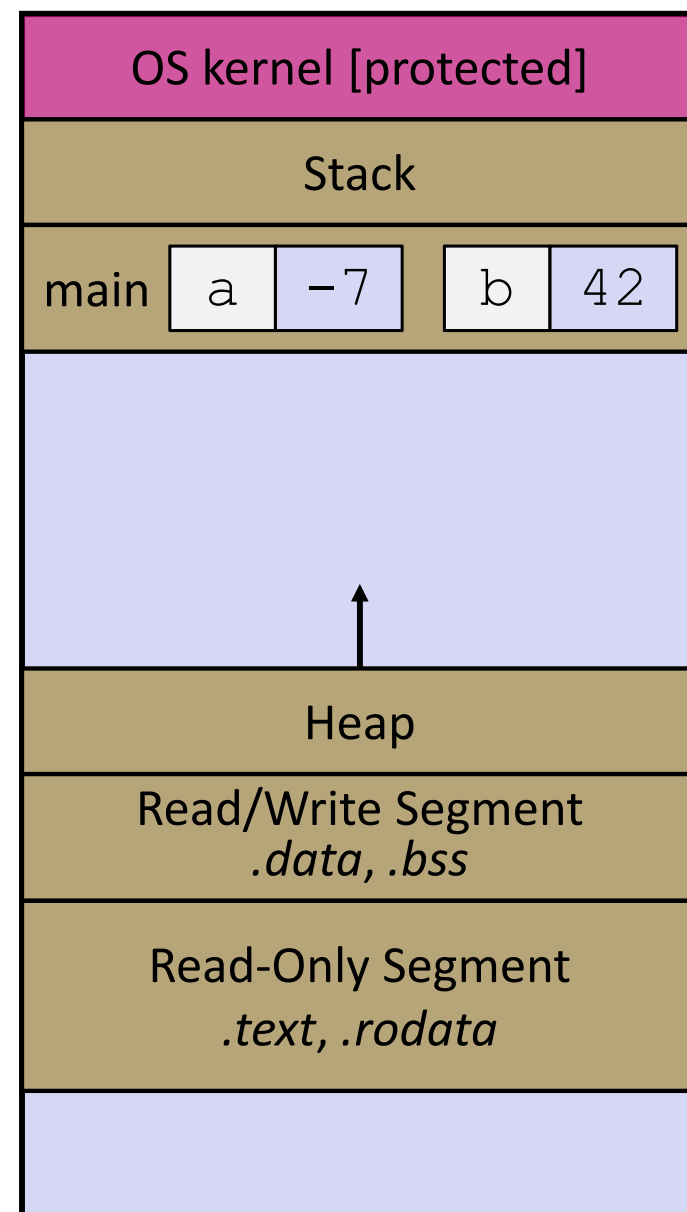

int main(int argc, char** argv) {
    int a = 42, b = -7;
    swap(&a, &b);
    ...
    
```



Fixed Swap

swap.c

```
void swap(int* a, int* b) {  
    int tmp = *a;  
    *a = *b;  
    *b = tmp;  
}  
  
int main(int argc, char** argv) {  
    int a = 42, b = -7;  
    swap(&a, &b);  
    ...  
}
```



Lecture Outline

- ❖ Pointers & Pointer Arithmetic
- ❖ Pointers as Parameters
- ❖ **Pointers and Arrays**
- ❖ Function Pointers

Pointers and Arrays

- ❖ A pointer can point to an array element
 - You can use array indexing notation on pointers
 - `ptr[i]` is `*(ptr+i)` with pointer arithmetic – reference the data `i` elements forward from `ptr`
 - An array name's value is the beginning address of the array
 - *Like* a pointer to the first element of array, but can't change

```
int a[] = {10, 20, 30, 40, 50};
int* p1 = &a[3]; // refers to a's 4th element
int* p2 = &a[0]; // refers to a's 1st element
int* p3 = a;    // refers to a's 1st element

*p1 = 100;
*p2 = 200;
p1[1] = 300;
p2[1] = 400;
p3[2] = 500;    // final: 200, 400, 500, 100, 300
```

Array Parameters

- ❖ Array parameters are *actually* passed as pointers to the first array element
 - The [] syntax for parameter types is just for convenience
 - OK to use whichever best helps the reader

This code:

```
void f(int a[]);

int main( ... ) {
    int a[5];
    ...
    f(a);
    return 0;
}

void f(int a[]) {
```

Equivalent to:

```
void f(int* a);

int main( ... ) {
    int a[5];
    ...
    f(&a[0]);
    return 0;
}

void f(int* a) {
```

Lecture Outline

- ❖ Pointers & Pointer Arithmetic
- ❖ Pointers as Parameters
- ❖ Pointers and Arrays
- ❖ **Function Pointers**

Function Pointers

- ❖ Based on what you know about assembly, what is a function name, really?
 - Can use pointers that store addresses of functions!

- ❖ Generic format:

```
returnType (* name) (type1, ..., typeN)
```

- Looks like a function prototype with extra * in front of name
 - Why are parentheses around (* name) needed?
- ❖ Using the function:

```
(*name) (arg1, ..., argN)
```

 - Calls the pointed-to function with the given arguments and return the return value

Function Pointer Example

- ❖ `map()` performs operation on each element of an array

```
#define LEN 4

int negate(int num) {return -num;}
int square(int num) {return num*num;}

// perform operation pointed to on each array element
void map(int a[], int len, int (* op)(int n)) {
    for (int i = 0; i < len; i++) {
        a[i] = (*op)(a[i]); // dereference function pointer
    }
}

int main(int argc, char** argv) {
    int arr[LEN] = {-1, 0, 1, 2};
    int (* op)(int n); // function pointer called 'op'
    op = square; // function name returns addr (like array)
    map(arr, LEN, op);
    ...
}
```

funcptr parameter (points to `int (* op)(int n)`)

funcptr dereference (points to `(*op)(a[i])`)

funcptr definition (points to `int (* op)(int n);`)

funcptr assignment (points to `op = square;`)

map.c

Extra Exercise #1

- ❖ Use a box-and-arrow diagram for the following program and explain what it prints out:

```
#include <stdio.h>

int foo(int* bar, int** baz) {
    *bar = 5;
    *(bar+1) = 6;
    *baz = bar + 2;
    return *((*baz)+1);
}

int main(int argc, char** argv) {
    int arr[4] = {1, 2, 3, 4};
    int* ptr;

    arr[0] = foo(&arr[0], &ptr);
    printf("%d %d %d %d %d\n",
           arr[0], arr[1], arr[2], arr[3], *ptr);
    return 0;
}
```

Extra Exercise #2

- ❖ Write a program that determines and prints out whether the computer it is running on is little-endian or big-endian.
 - Hint: `pointerarithmetic.c` from today's lecture or `show_bytes.c` from 351

Extra Exercise #3

- ❖ Write a function that:
 - Arguments: [1] an array of ints and [2] an array length
 - Malloc's an `int*` array of the same element length
 - Initializes each element of the newly-allocated array to point to the corresponding element of the passed-in array
 - Returns a pointer to the newly-allocated array

Extra Exercise #4

- ❖ Write a function that:
 - Accepts a function pointer and an integer as arguments
 - Invokes the pointed-to function with the integer as its argument