

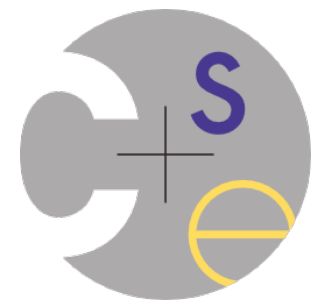
# CSE 333

## Lecture 2 - arrays, memory, pointers

**Hal Perkins**

Department of Computer Science & Engineering

University of Washington



# Administrivia 1

ex0 was due 30 minutes ago! Solution posted after class

let us know if you had any logistical problems with it

ex1 out now, due before class Friday

hw0 out tonight - once we're happy with the setup

Logistics and infrastructure - should be quick

Demos in sections tomorrow - bring a laptop if you can

Do not be alarmed by email from gitlab as repos are created

hw1 (first big project) out by this weekend

Reference system (grading, etc.) is CSE lab/VM Linux

# Administrivia 2

## Communications

Use discussion board when possible

Contribute & read - help each other out

**Everyone** should **must** post a followup to the “welcome” message - get gopost to track new messages for you

Mail to [cse333-staff@cs](mailto:cse333-staff@cs) when needed (not individual staff if possible)

If you're not registered...

Anybody still trying to get in?

We'll try to get cse/gitlab accounts set up quickly for hw0

# Today's agenda

## More C details

functions

arrays

refresher on C's memory model

address spaces

the stack

brief reminder of pointers

# Defining a function

```
returnType name(type name, ..., type name) {  
    statements;  
}
```

sum\_fragment.c

```
// sum of integers from 1 to max  
int sumTo(int max) {  
    int i, sum = 0;  
  
    for (i=1; i<=max; i++) {  
        sum += i;  
    }  
    return sum;  
}
```

# Problem: ordering

You shouldn't call a function that hasn't been declared yet

sum\_badorder.c

```
#include <stdio.h>

int main(int argc, char **argv) {
    printf("sumTo(5) is: %d\n", sumTo(5));
    return 0;
}

// sum of integers from 1 to max
int sumTo(int max) {
    int i, sum = 0;

    for (i=1; i<=max; i++) {
        sum += i;
    }
    return sum;
}
```

# Problem: ordering

Solution 1: reverse order of definition

sum\_betterorder.c

```
#include <stdio.h>  
  
// sum of integers from 1 to max  
int sumTo(int max) {  
    int i, sum = 0;  
  
    for (i=1; i<=max; i++) {  
        sum += i;  
    }  
    return sum;  
}  
  
int main(int argc, char **argv) {  
    printf("sumTo(5) is: %d\n", sumTo(5));  
    return 0;  
}
```

# Problem: ordering

Solution 2: provide a declaration of the function

teaches the compiler the argument and return types of the function

then definitions can be in a logical order, not who-calls-what

```
#include <stdio.h>

// this function prototype is
// a declaration of sumTo
int sumTo(int);

int main(int argc, char **argv) {
    printf("sumTo(5) is: %d\n", sumTo(5));
    return 0;
}

// sum of integers from 1 to max
int sumTo(int max) {
    int i, sum = 0;

    for (i=1; i<=max; i++) {
        sum += i;
    }
    return sum;
}
```

sum\_declared.c



# Declaration vs Definition

C/C++ make a careful distinction between these

Definition: The thing itself

Code for function; a global variable definition that creates storage

Must be **exactly one** actual definition of each thing (no dups)

Declaration: Description of a thing, repeated in all files that use it

Function prototype or external variable declaration

Often in header files and incorporated via `#include`

Should also `#include` declaration in the file with the actual definition to check consistency

Should occur before first use

# Arrays

*type name[size];*

```
int scores[100];
```

example allocates 100 ints' worth of memory

initially, each array element contains garbage data

an array does not know its own size

sizeof(scores) is not reliable; only works in some situations

recent versions of C allow the array size to be an expression

But not good practice to put large data in local stack frames (performance)

```
int n=100;  
int scores[n]; // OK in C99
```

# Initializing and using arrays

*type name[size] = {value, value, ..., value};*

allocates an array and fills it with supplied values

if fewer values are given than the array size, fills rest with 0

only works for initialization - can't assign whole array values later

*name[index] = expression;*

sets the value of an array element

```
int primes[6] = {2, 3, 5, 6, 11, 13};  
primes[3] = 7;  
primes[100] = 0;    // smash!
```

```
// 1000 zeroes  
int allZeroes[1000] = {0};
```

# Multi-dimensional arrays

*type name[rows][columns] = {{values}, ..., {values}};*

allocates a 2D array and fills it with predefined values

```
// a 2 row, 3 column array of doubles  
double grid[2][3];  
  
// a 3 row, 5 column array of ints  
int matrix[3][5] = {  
    {0, 1, 2, 3, 4},  
    {0, 2, 4, 6, 8},  
    {1, 3, 5, 7, 9}  
};
```

matrix.c

# Parameters: reference vs value

Two fundamental parameter-passing schemes

## Call-by-value

Parameter is a local variable initialized when the function is called, but has no connection with the calling argument after that [C: almost everything, Java: everything (primitive types, references values)]

## Call-by-reference

Parameter is an alias for the actual argument supplied in the call (which must be a variable); it is not a separate local variable in the function [C/C++ arrays, C++ references]

# Arrays as parameters

It's tricky to use arrays as parameters

arrays are effectively passed by reference (not copied)

“array promotion” - array name treated as pointer to first element

arrays do not know their own size

```
int sumAll(int a[]); // prototype declaration

int main(int argc, char **argv) {
    int numbers[5] = {3, 4, 1, 7, 4};
    int sum = sumAll(numbers);
    return 0;
}

int sumAll(int a[]) {
    int i, sum = 0;
    for (i = 0; i < ...???)
}

```

# Arrays as parameters

Solution 1: declare the array size in the function

problem: code isn't very flexible

```
int sumAll(int a[5]);

int main(int argc, char **argv) {
    int numbers[5] = {3, 4, 1, 7, 4};
    int sum = sumAll(numbers);
    printf("sum is: %d\n", sum);
    return 0;
}

int sumAll(int a[5]) {
    int i, sum = 0;

    for (i = 0; i < 5; i++) {
        sum += a[i];
    }
    return sum;
}
```

# Arrays as parameters

Solution 2: pass the size as a parameter

```
int sumAll(int a[], int size);

int main(int argc, char **argv) {
    int numbers[5] = {3, 4, 1, 7, 4};
    int sum = sumAll(numbers, 5);
    printf("sum is: %d\n", sum);
    return 0;
}

int sumAll(int a[], int size) {
    int i, sum = 0;

    for (i = 0; i <= size; i++) {    // CAN YOU SPOT THE BUG?
        sum += a[i];
    }
    return sum;
}
```



# Returning an array

Local variables, including arrays, are stack allocated

they disappear when a function returns

therefore, local arrays can't be safely returned from functions  
(can't assign/return whole arrays as values)

```
int *copyarray(int src[], int size) {  
    int i, dst[size]; // OK in C99  
  
    for (i = 0; i < size; i++) {  
        dst[i] = src[i];  
    }  
    return dst; // no -- buggy  
}
```

buggy\_copyarray.c

# Solution: an output parameter

Create the “returned” array in the caller

pass it as an ***output parameter*** to copyarray

works because arrays are effectively passed by reference

```
void copyarray(int src[], int dst[], int size) {  
    int i;  
  
    for (i = 0; i < size; i++) {  
        dst[i] = src[i];  
    }  
}
```

copyarray.c

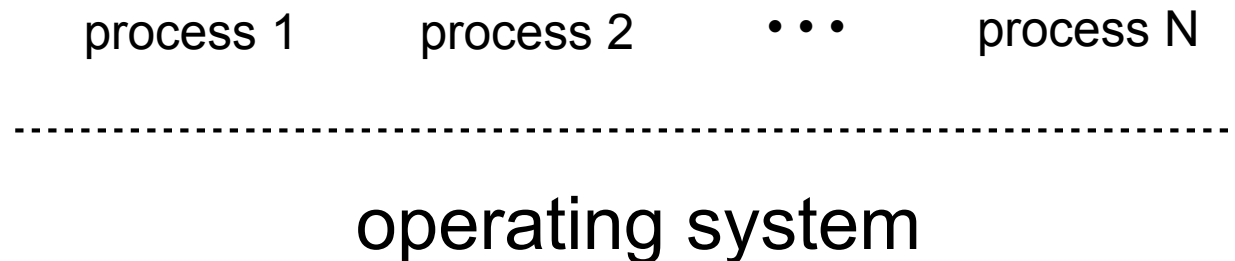
# OS and processes

The OS lets you run multiple applications at once

an application runs within an OS “process”

the OS timeslices each CPU between runnable processes

happens very fast; ~100 times per second!



# Processes and virtual memory


OS gives each process the illusion of its own, private memory

this is called the process' **address space**

contains the process' virtual memory, visible only to it

$2^{32}$  bytes on 32 bit host

$2^{64}$  bytes on 64 bit host



# Loading


When the OS loads a program, it:

- creates an address space

- inspects the executable file to see what's in it

- (lazily) copies regions of the file into the right place in the address space

- does any final linking, relocation, or other needed preparation



# The stack

Used to store data associated with function calls

when you call a function, compiler-inserted code will allocate a stack frame to store:

- the function call arguments

  - (x86-64 args passed in registers, but copies often saved in frame)

- the address to return to

- local variables used by the function

- a few other pieces of bookkeeping

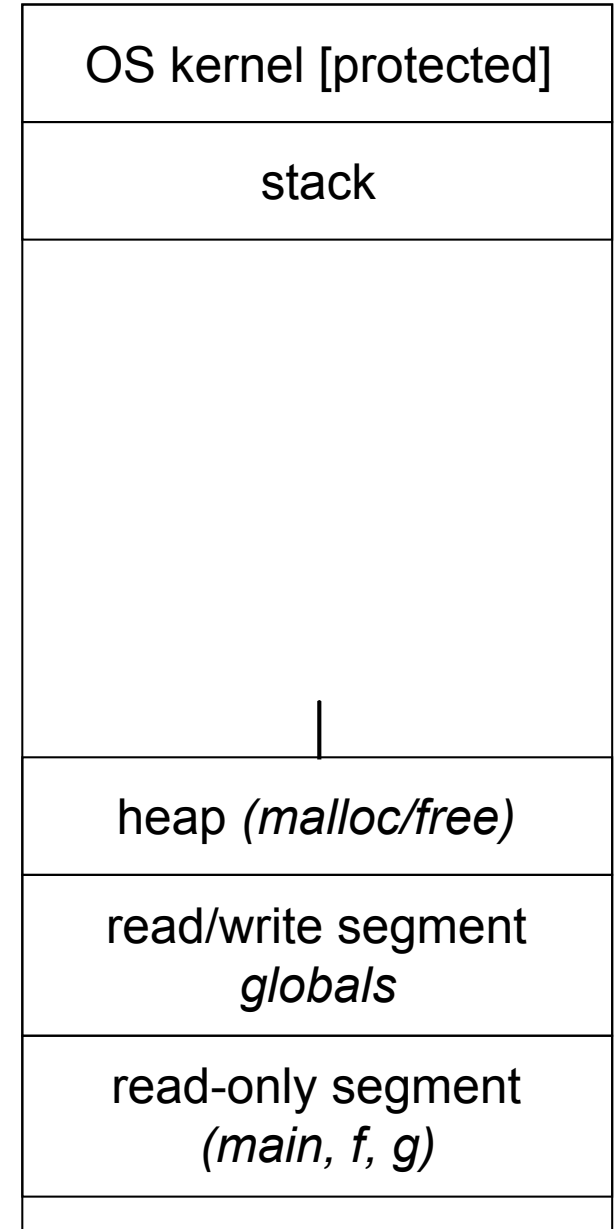
```
int f(int p1, int p2) {  
    int x;  
    int a[3];  
    ...  
    return x;  
}
```

offset	contents
28	p2
24	p1
16	return address
12	a[2]
8	a[1]
4	a[0]
0	x

a stack frame

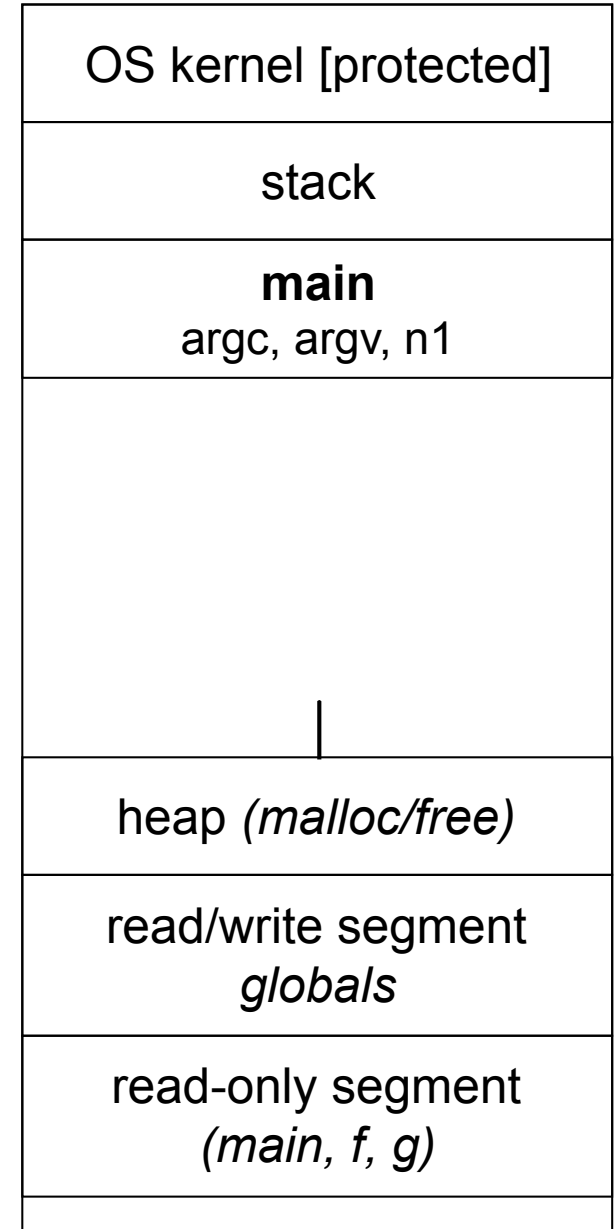
# The stack in action

```
int main(int argc,  
         char **argv) {  
    int n1 = f(3, -5);  
    n1 = g(n1);  
}  
  
int f(int p1, int p2) {  
    int x;  
    int a[3];  
    ...  
    x = g(a[2]);  
    return x;  
}  
  
int g(int param) {  
    return param * 2;  
}
```



# The stack in action

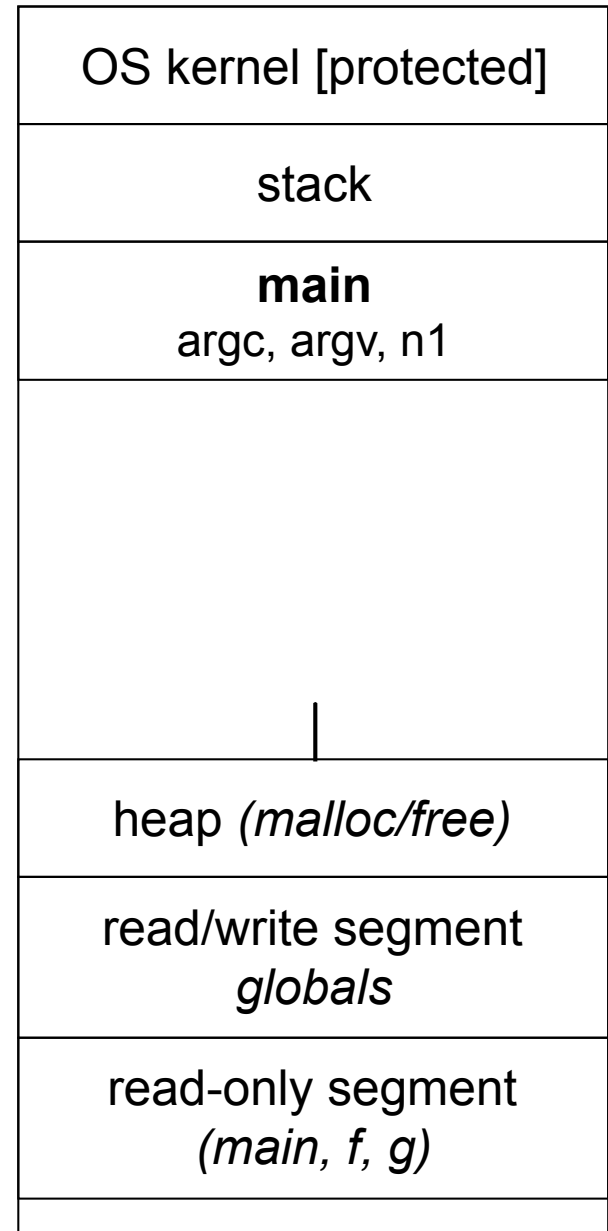
```
→ int main(int argc,  
           char **argv) {  
    int n1 = f(3, -5);  
    n1 = g(n1);  
}  
  
int f(int p1, int p2) {  
    int x;  
    int a[3];  
    ...  
    x = g(a[2]);  
    return x;  
}  
  
int g(int param) {  
    return param * 2;  
}
```





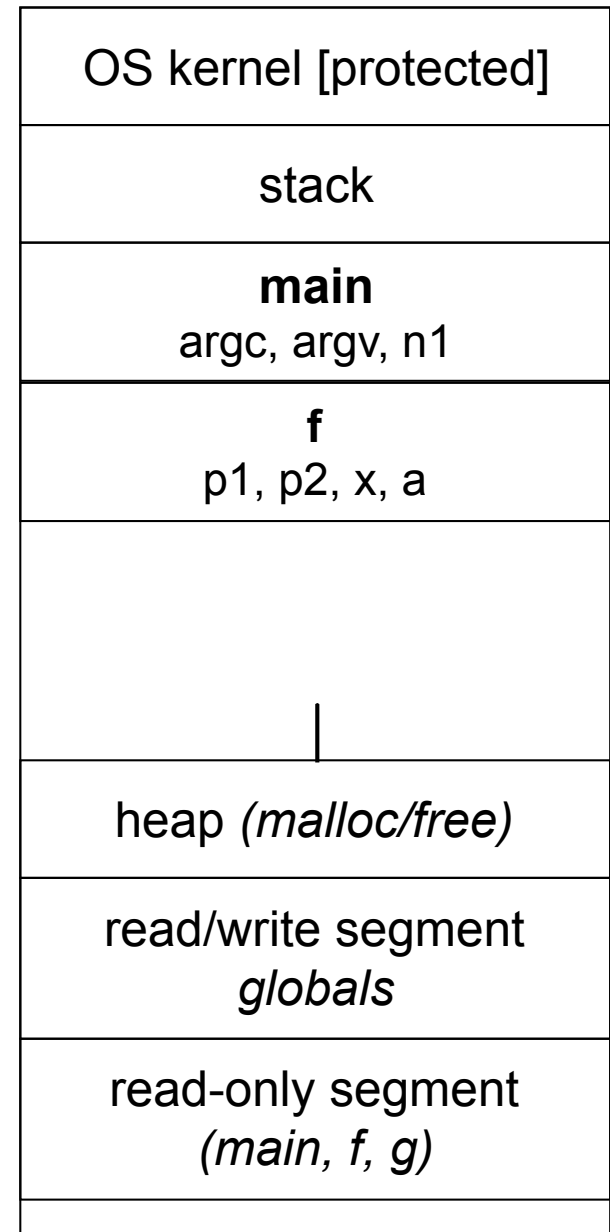
# The stack in action

```
int main(int argc,  
         char **argv) {  
    int n1 = f(3, -5);  
    n1 = g(n1);  
}  
  
int f(int p1, int p2) {  
    int x;  
    int a[3];  
    ...  
    x = g(a[2]);  
    return x;  
}  
  
int g(int param) {  
    return param * 2;  
}
```



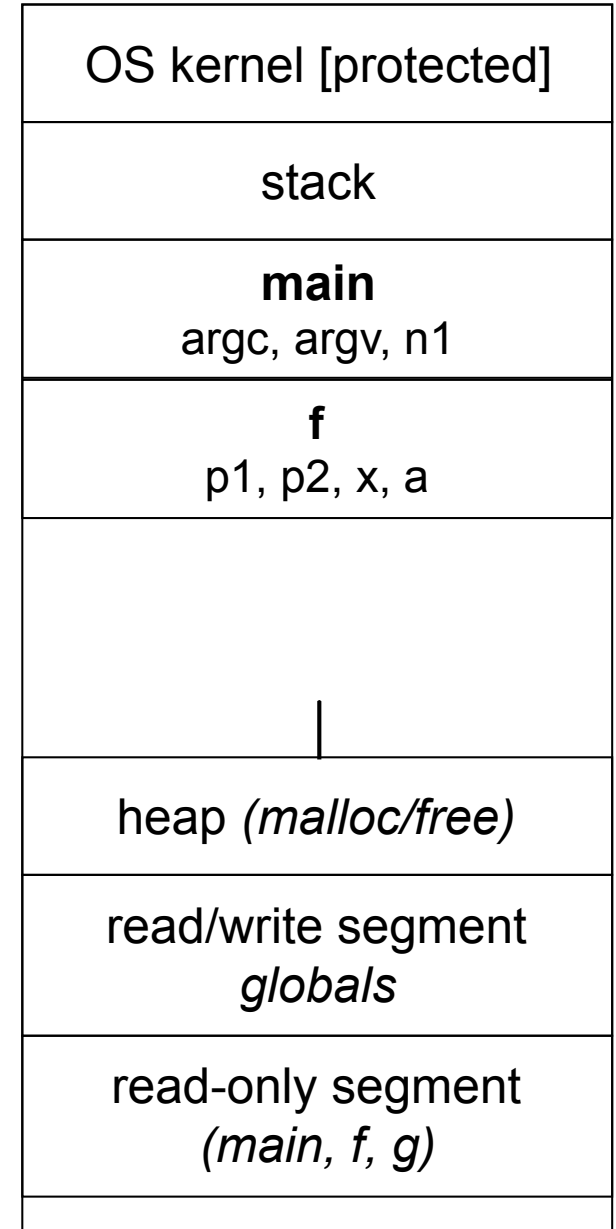
# The stack in action

```
int main(int argc,  
         char **argv) {  
    → int n1 = f(3, -5);  
      n1 = g(n1);  
}  
  
int f(int p1, int p2) {  
    int x;  
    int a[3];  
    ...  
    x = g(a[2]);  
    return x;  
}  
  
int g(int param) {  
    return param * 2;  
}
```



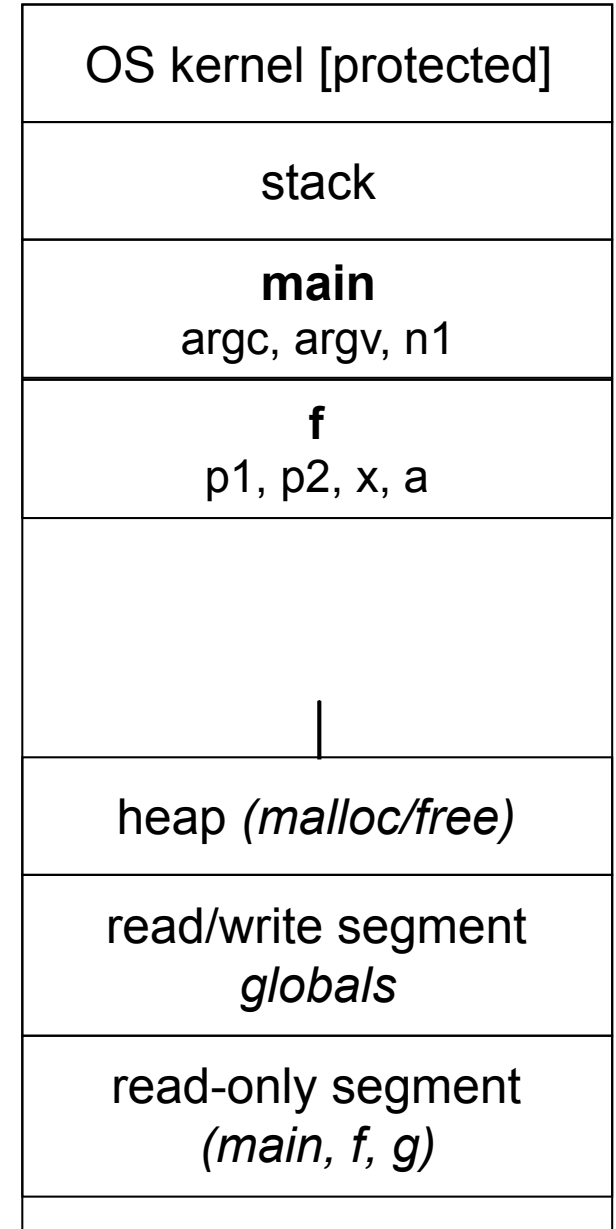
# The stack in action

```
int main(int argc,  
        char **argv) {  
    int n1 = f(3, -5);  
    n1 = g(n1);  
}  
  
→ int f(int p1, int p2) {  
    int x;  
    int a[3];  
    ...  
    x = g(a[2]);  
    return x;  
}  
  
int g(int param) {  
    return param * 2;  
}
```



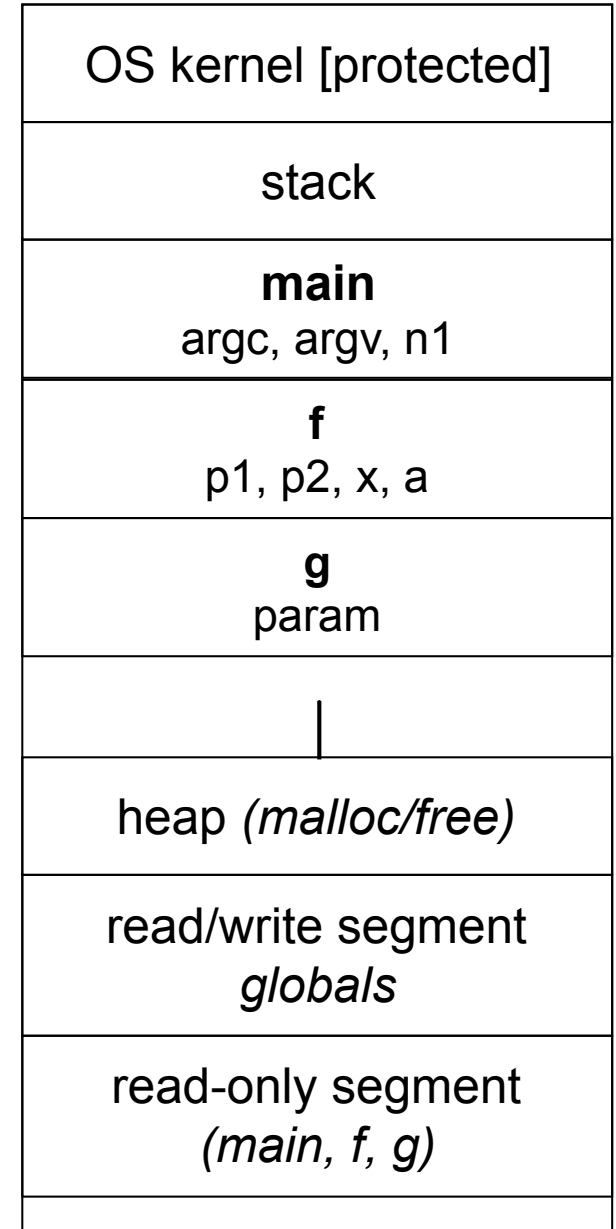
# The stack in action

```
int main(int argc,  
         char **argv) {  
    int n1 = f(3, -5);  
    n1 = g(n1);  
}  
  
int f(int p1, int p2) {  
    int x;  
    int a[3];  
    ...  
    x = g(a[2]);  
    return x;  
}  
  
int g(int param) {  
    return param * 2;  
}
```



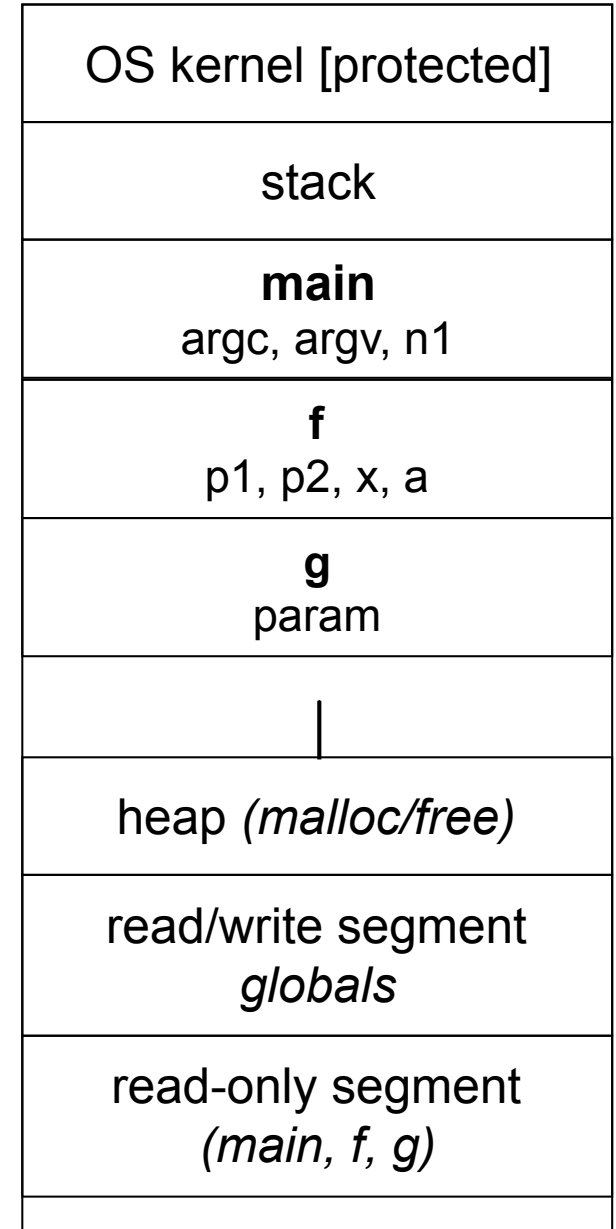
# The stack in action

```
int main(int argc,  
         char **argv) {  
    int n1 = f(3, -5);  
    n1 = g(n1);  
}  
  
int f(int p1, int p2) {  
    int x;  
    int a[3];  
    ...  
    x = g(a[2]);  
    return x;  
}  
  
int g(int param) {  
    return param * 2;  
}
```



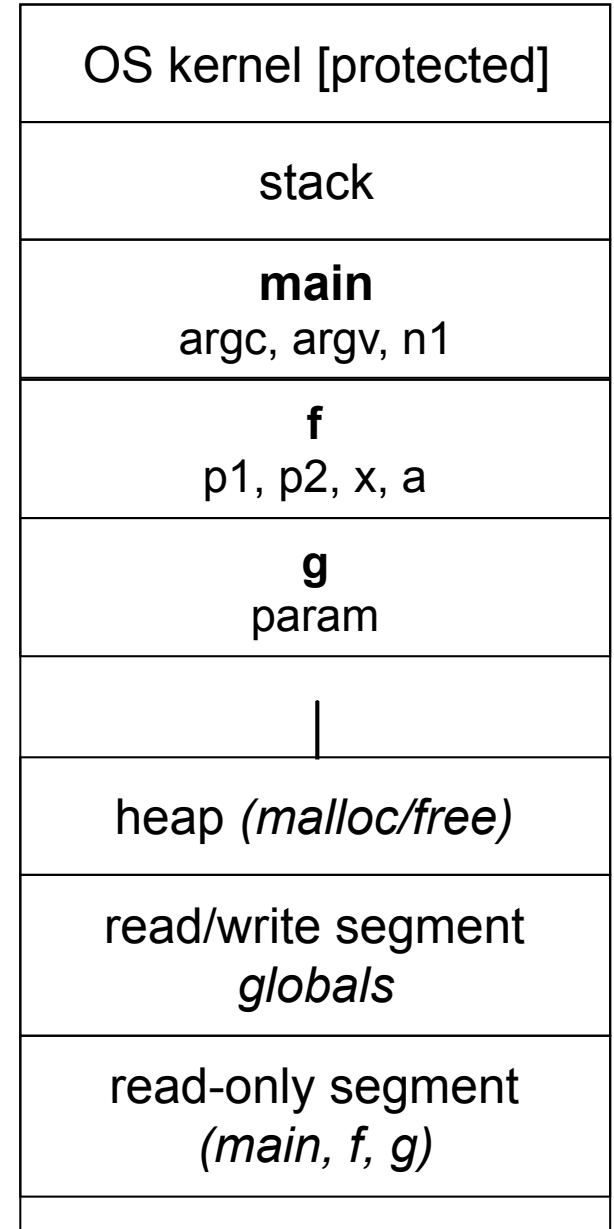
# The stack in action

```
int main(int argc,  
         char **argv) {  
    int n1 = f(3, -5);  
    n1 = g(n1);  
}  
  
int f(int p1, int p2) {  
    int x;  
    int a[3];  
    ...  
    x = g(a[2]);  
    return x;  
}  
  
→ int g(int param) {  
    return param * 2;  
}
```



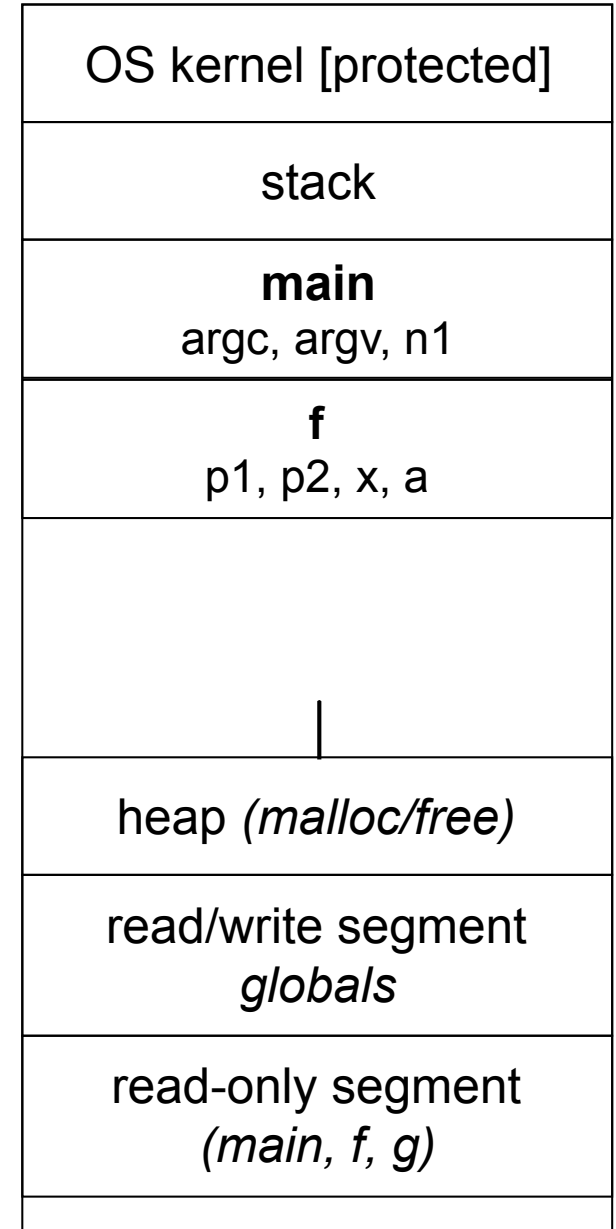
# The stack in action

```
int main(int argc,  
         char **argv) {  
    int n1 = f(3, -5);  
    n1 = g(n1);  
}  
  
int f(int p1, int p2) {  
    int x;  
    int a[3];  
    ...  
    x = g(a[2]);  
    return x;  
}  
  
int g(int param) {  
    return param * 2;  
}
```



# The stack in action

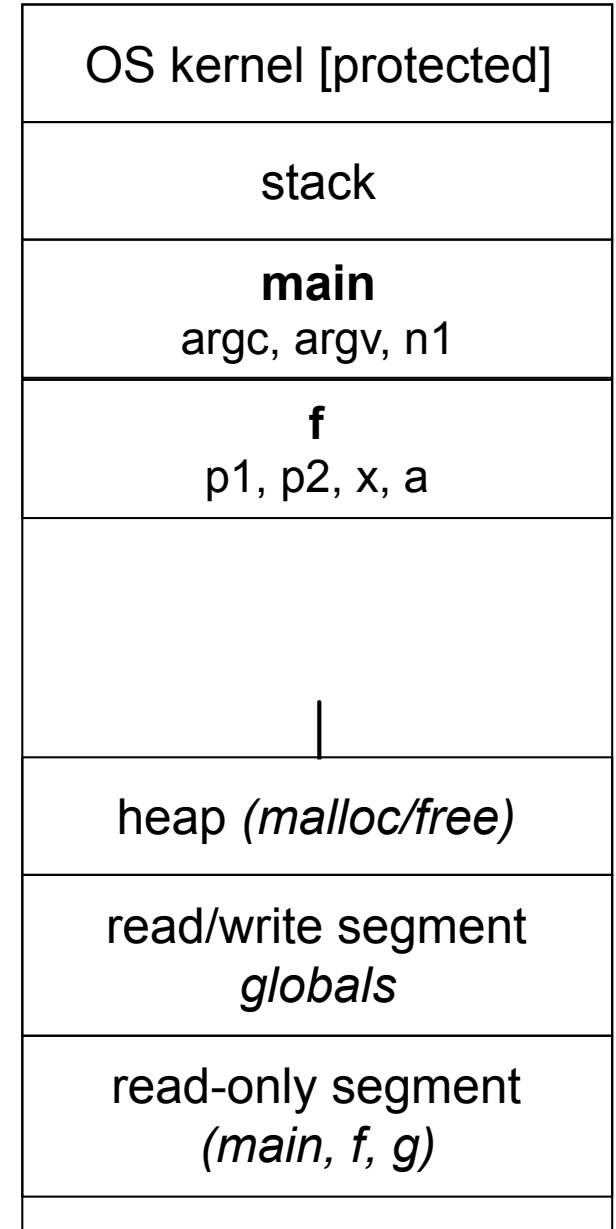
```
int main(int argc,  
         char **argv) {  
    int n1 = f(3, -5);  
    n1 = g(n1);  
}  
  
int f(int p1, int p2) {  
    int x;  
    int a[3];  
    ...  
    x = g(a[2]);  
    return x;  
}  
  
int g(int param) {  
    return param * 2;  
}
```





# The stack in action

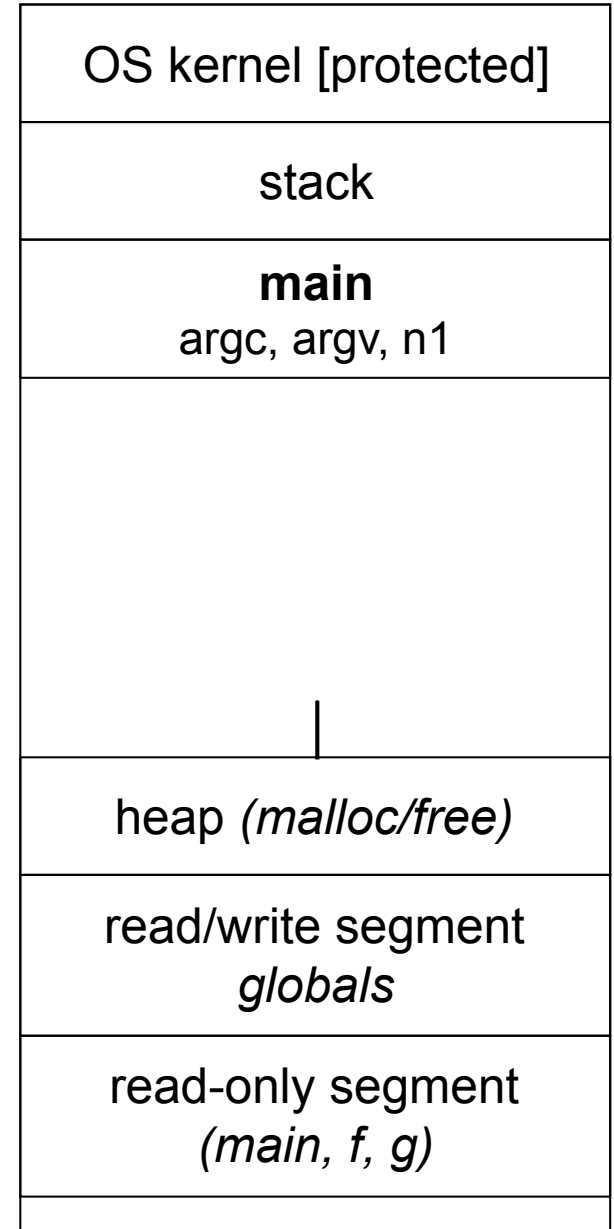
```
int main(int argc,  
         char **argv) {  
    int n1 = f(3, -5);  
    n1 = g(n1);  
}  
  
int f(int p1, int p2) {  
    int x;  
    int a[3];  
    ...  
    x = g(a[2]);  
    return x;  
}  
  
int g(int param) {  
    return param * 2;  
}
```



# The stack in action



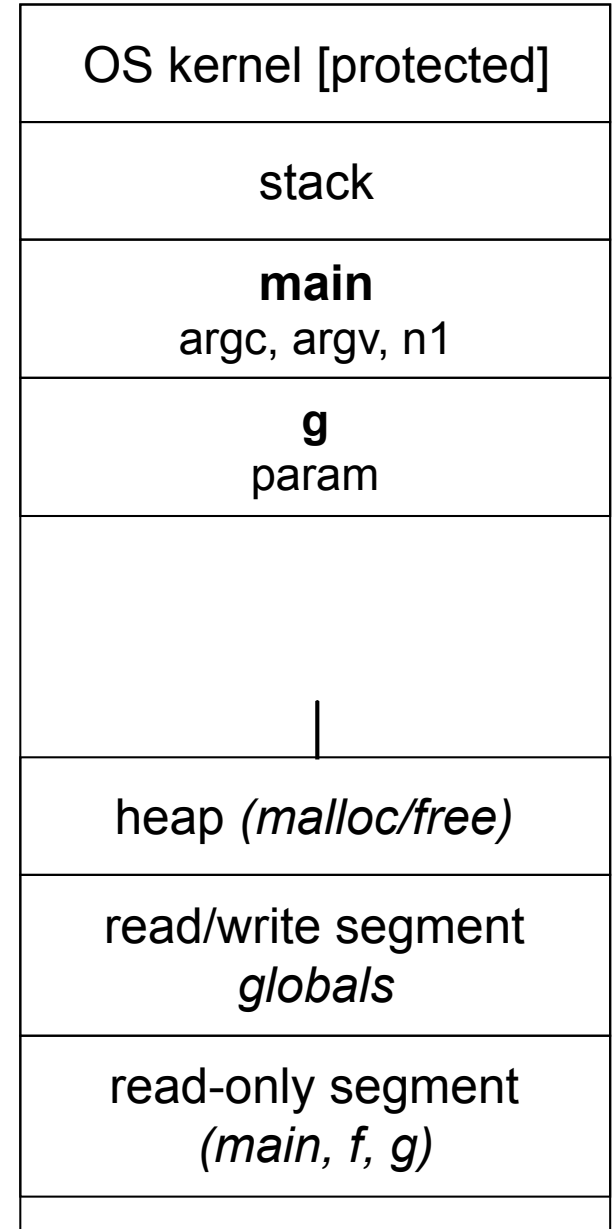
```
int main(int argc,  
         char **argv) {  
    int n1 = f(3, -5);  
    n1 = g(n1);  
}  
  
int f(int p1, int p2) {  
    int x;  
    int a[3];  
    ...  
    x = g(a[2]);  
    return x;  
}  
  
int g(int param) {  
    return param * 2;  
}
```



# The stack in action

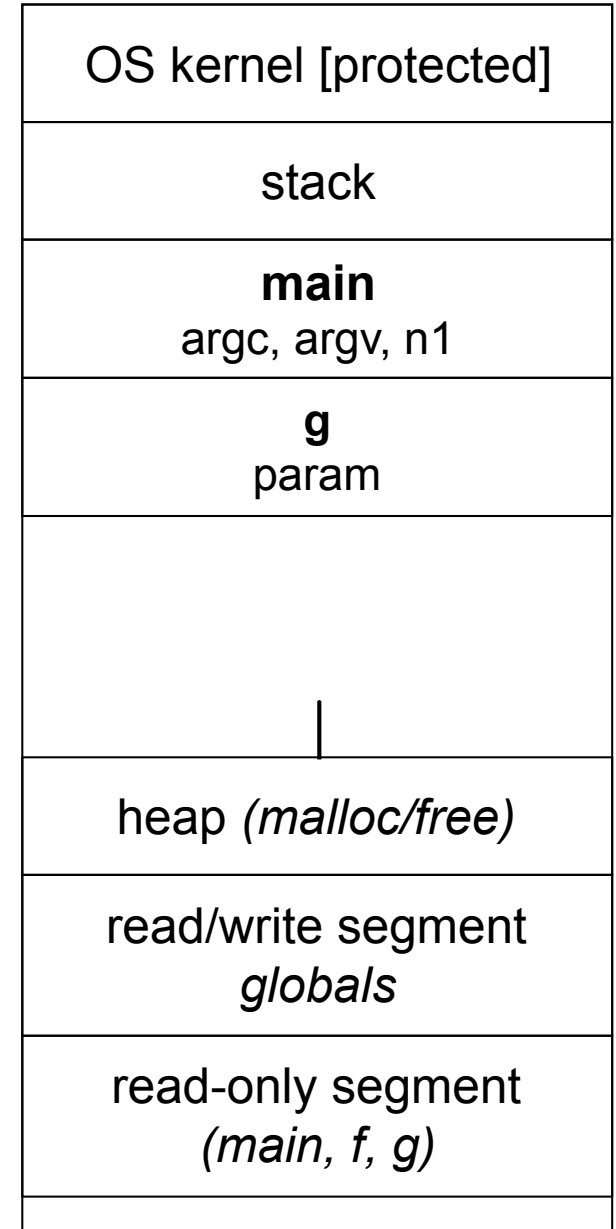


```
int main(int argc,  
         char **argv) {  
    int n1 = f(3, -5);  
    n1 = g(n1);  
}  
  
int f(int p1, int p2) {  
    int x;  
    int a[3];  
    ...  
    x = g(a[2]);  
    return x;  
}  
  
int g(int param) {  
    return param * 2;  
}
```



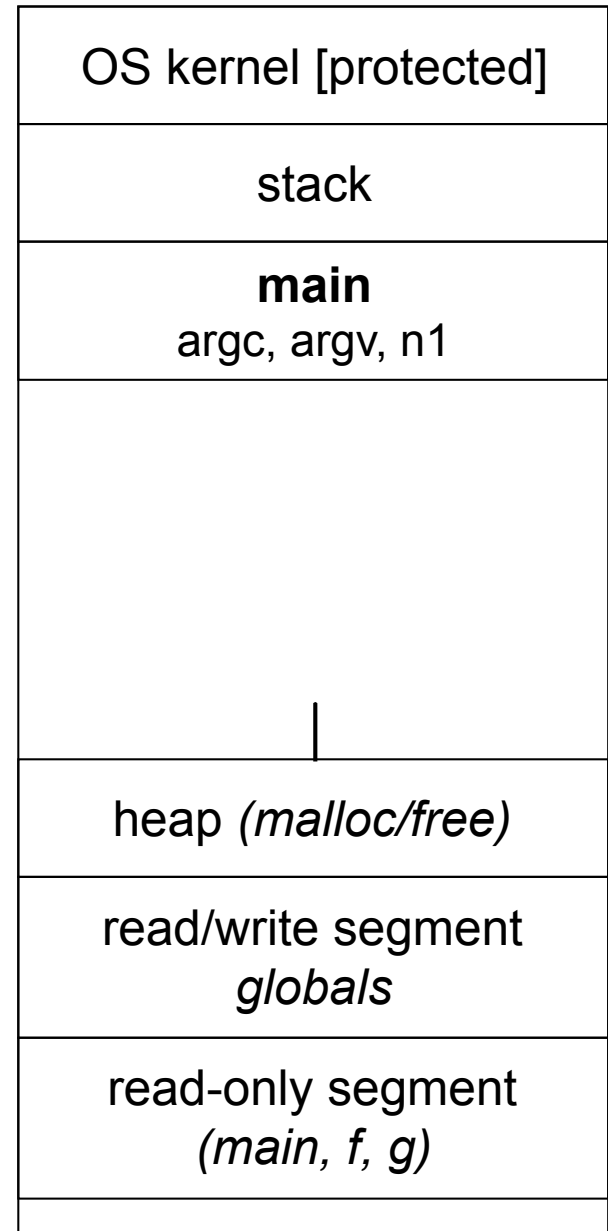
# The stack in action

```
int main(int argc,  
         char **argv) {  
    int n1 = f(3, -5);  
    n1 = g(n1);  
}  
  
int f(int p1, int p2) {  
    int x;  
    int a[3];  
    ...  
    x = g(a[2]);  
    return x;  
}  
  
int g(int param) {  
    return param * 2;  
}
```



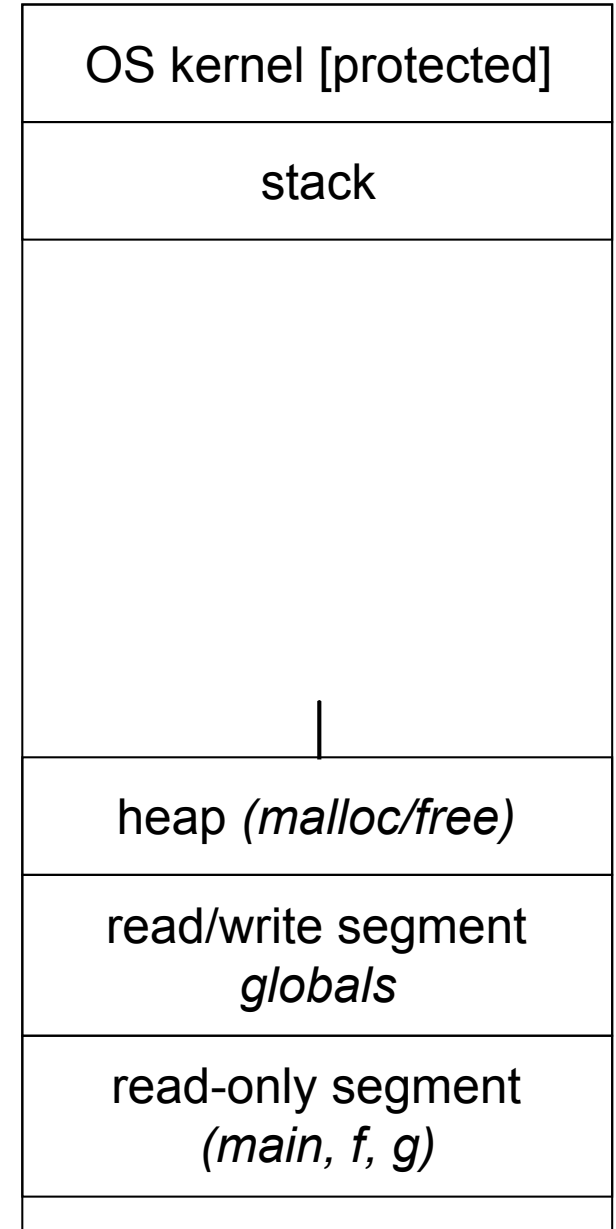
# The stack in action

```
int main(int argc,  
         char **argv) {  
    int n1 = f(3, -5);  
    n1 = g(n1);  
}  
  
int f(int p1, int p2) {  
    int x;  
    int a[3];  
    ...  
    x = g(a[2]);  
    return x;  
}  
  
int g(int param) {  
    return param * 2;  
}
```



# The stack in action

```
int main(int argc,  
         char **argv) {  
    int n1 = f(3, -5);  
    n1 = g(n1);  
}  
  
int f(int p1, int p2) {  
    int x;  
    int a[3];  
    ...  
    x = g(a[2]);  
    return x;  
}  
  
int g(int param) {  
    return param * 2;  
}
```



# Addresses and &

*&foo* produces the virtual address of *foo*

```
#include <stdio.h>

int foo(int x) {
    return x+1;
}

int main(int argc, char **argv) {
    int x, y;
    int a[2];

    printf("x      is at %p\n", &x);
    printf("y      is at %p\n", &y);
    printf("a[0]   is at %p\n", &a[0]);
    printf("a[1]   is at %p\n", &a[1]);
    printf("foo    is at %p\n", &foo);
    printf("main   is at %p\n", &main);

    return 0;
}
```

addresses.c

# Pointers

*type \*name; // declare a pointer*

*type \*name = address; // declare + initialize a pointer*

a pointer is a variable that contains a memory address

it points to somewhere in the process' virtual address space

pointy.c

```
int main(int argc, char **argv) {
    int x = 42;
    int *p;           // p is a pointer to an integer

    p = &x;          // p now contains the address of x

    printf("x is %d\n", x);
    printf("&x is %p\n", &x);
    printf("p is %p\n", p);

    return 0;
}
```



# A stylistic choice

C gives you flexibility in how you declare pointers

one way can lead to visual trouble when declaring multiple pointers on a single line

the other way is what I prefer

```
int* p1;  
int *p2; // i prefer
```

```
int* p1, p2; // bug?; equivalent to int *p1; int p2;  
int* p1, * p2; // correct
```

or

```
int *p1; // correct - better  
int *p2; // (int *p1, *p2; is also ok, but less robust)
```

# Dereferencing pointers

*\*pointer // dereference a pointer*

*\*pointer = value; // dereference / assign*

dereference: access the memory referred to by a pointer

deref.c

```
#include <stdio.h>

int main(int argc, char **argv) {
    int x = 42;
    int *p;           // p is a pointer to an integer
    p = &x;          // p now contains the address of x

    printf("x is %d\n", x);
    *p = 99;
    printf("x is %d\n", x);

    return 0;
}
```

# Self exercise #1

Write a function that:

- accepts an array of 32-bit unsigned integers, and a length

- reverses the elements of the array in place

- returns void (nothing)

# Self exercise #2

Write a function that:

- accepts a function pointer and an integer as an argument

- invokes the pointed-to function

- with the integer as its argument

# Self exercise #3

Write a function that:

accepts a string as a parameter

returns

the first whitespace-separated word in the string (as a newly allocated string)

and, the size of that word

See you on Friday!