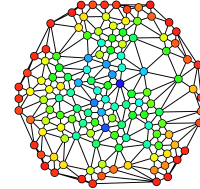


# CSE 332

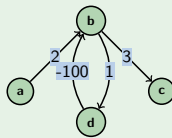
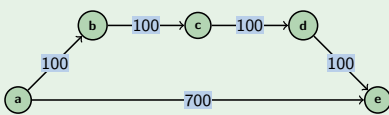
## Data Structures and Parallelism

## Graphs 3: Single-Source Shortest Paths



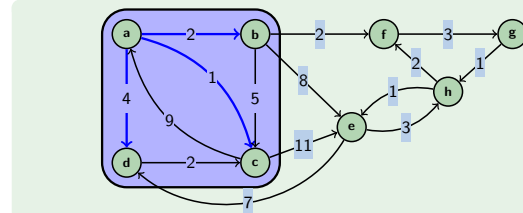
### Some Initial Thoughts

1



### The Idea

2



We will run a **simulation** of (infinitely many) ants exploring the graph.

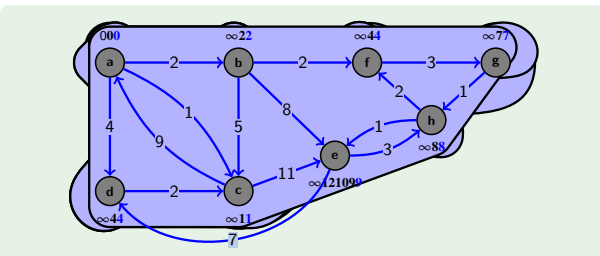
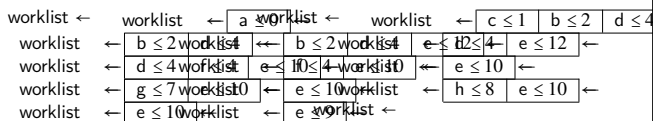
The ants all move at identical speeds.

We're interested in the **time step** that some ant first reaches each vertex.

- At each step...
  - The ants try to move along some new edge
  - We "process" a vertex at the timestep that an ant arrives there
  - When an ant arrives, they dispatch new ants to every out-edge
- We're done!

### Example

3



### The Algorithm

4

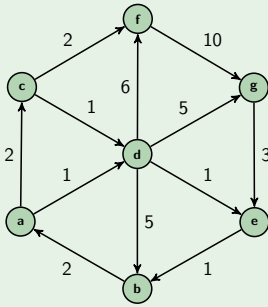
```

1  dijkstra(G, source) {
2  // We will use a "sorted list" as our worklist, because the items
3  // in the work list are "events" which are processed in order
4
5  // (v, timestep) in worklist, where v is a vertex and timestep
6  // is the "time" the first ant got there
7  worklist = []; // These ants are "currently moving"
8
9  // All the ants begin at vertex v at time step zero
10 worklist.add((source, 0));
11
12 while (worklist.hasWork()) {
13   (v, time_to_v) = next();
14
15   // Since a cluster of ants got to v, we dispatch new ants
16   for (u : v.neighbors()) {
17     // When does a cluster of ants get to u? How does it change?
18     (u, time_to_u) = worklist.get(u);
19     // w(v, u) is the edge weight from v to u
20     time_from_v_to_u = w(v, u);
21     to_u = min(time_to_u, time_to_v + time_from_v_to_u);
22     worklist.add((u, to_u));
23   }
24 }
25 return dist;
26 }

```

## Example 2

5



## Okay, and to implement this?

6

- Our sorted list is slow; so, replace it with a **priority queue**.
- We need a way of “changing the priority of an element”

Remember, decreaseKey? That's exactly what it does!

To make that work, we need to store a reference to the index/vertex in some dictionary.

## Final Dijkstra's Algorithm

7

```

1 dijkstra(G, source) {
2   dist = new Dictionary();
3   worklist = [];
4   for (v : V) {
5     if (v == source) { dist[v] = 0; }
6     else { dist[v] = ∞; }
7     worklist.add(v, dist[v]);
8   }
9
10  while (worklist.hasWork()) {
11    v = next();
12    for (u : v.neighbors()) {
13      dist[u] = min(dist[u], dist[v] + w(v, u));
14      worklist.decreaseKey(u, dist[u]);
15    }
16  }
17
18  return dist;
19 }

```

## Example 3

8

