



# CSE 332: Data Abstractions

## Lecture 5: Binary Heaps, Continued

Ruth Anderson

Winter 2015

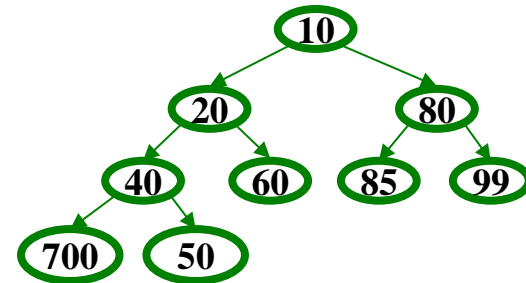

# *Announcements*

- **Project 1** – phase B due Thurs via catalyst
- **Homework 1** – due Fri via catalyst
- **Homework 2** – due next Fri

# *Today*

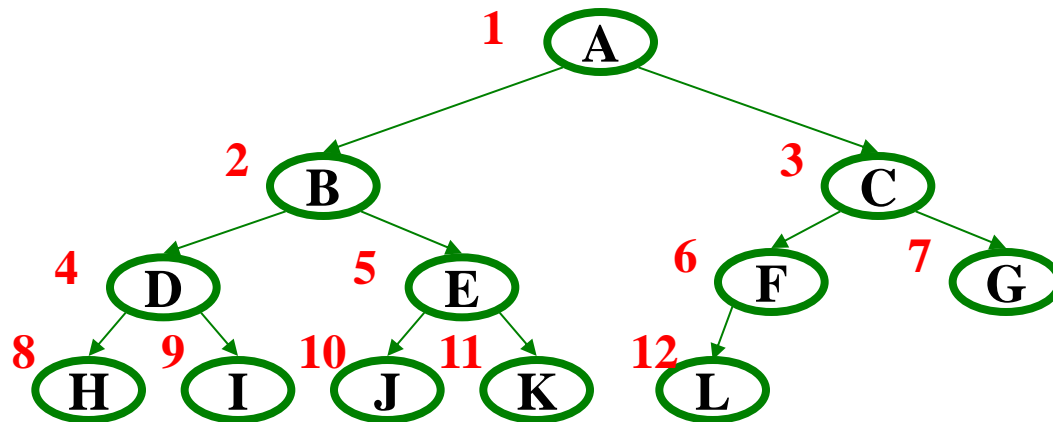
- Binary Min Heap implementation
  - Insert
  - Deletemin
  - Buildheap

# Review



- Priority Queue ADT: **insert** comparable object, **deleteMin**
- Binary heap data structure: Complete binary tree where each node has priority value greater than its parent
- $O(\text{height-of-tree}) = O(\log n)$  **insert** and **deleteMin** operations
  - **insert**: put at new last position in tree and percolate-up
  - **deleteMin**: remove root, put last element at root and percolate-down
- But: tracking the “last position” is painful and we can do better

# Array Representation of Binary Trees



From node  $i$ :

left child:  $i*2$


right child:  $i*2+1$

parent:  $i/2$

(wasting index 0 is convenient for the index arithmetic)

implicit (array) implementation:

	A	B	C	D	E	F	G	H	I	J	K	L	
0	1	2	3	4	5	6	7	8	9	10	11	12	13



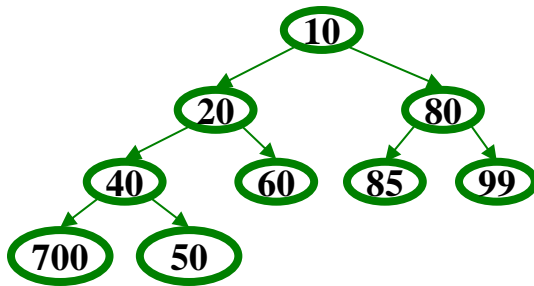
<http://xkcd.com/163>

# Pseudocode: insert

```
void insert(int val) {  
    if(size==arr.length-1)  
        resize();  
    size++;  
    i=percolateUp(size, val);  
    arr[i] = val;  
}
```

This pseudocode uses ints. In real use, you will have data nodes with priorities.

```
int percolateUp(int hole,  
                int val) {  
    while(hole > 1 &&  
           val < arr[hole/2]){  
        arr[hole] = arr[hole/2];  
        hole = hole / 2;  
    }  
    return hole;  
}
```



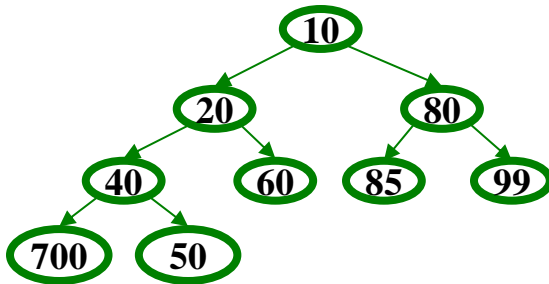
	10	20	80	40	60	85	99	700	50				
0	1	2	3	4	5	6	7	8	9	10	11	12	13

# Pseudocode: deleteMin

This pseudocode uses ints. In real use, you will have data nodes with priorities.

```
int deleteMin() {  
    if(isEmpty()) throw...  
    ans = arr[1];  
    hole = percolateDown  
        (1, arr[size]);  
    arr[hole] = arr[size];  
    size--;  
    return ans;  
}
```

```
int percolateDown(int hole,  
                 int val) {  
    while(2*hole <= size) {  
        left = 2*hole;  
        right = left + 1;  
        if(arr[left] < arr[right]  
           || right > size)  
            target = left;  
        else  
            target = right;  
        if(arr[target] < val) {  
            arr[hole] = arr[target];  
            hole = target;  
        } else  
            break;  
    }  
    return hole;  
}
```

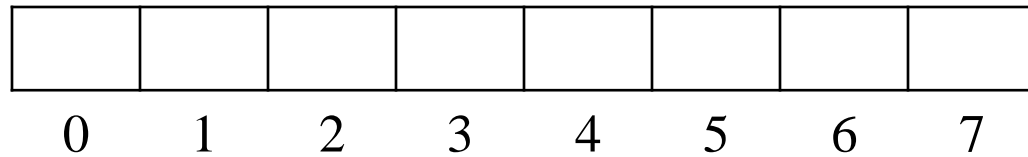


	10	20	80	40	60	85	99	700	50				
0	1	2	3	4	5	6	7	8	9	10	11	12	13



# *Example*

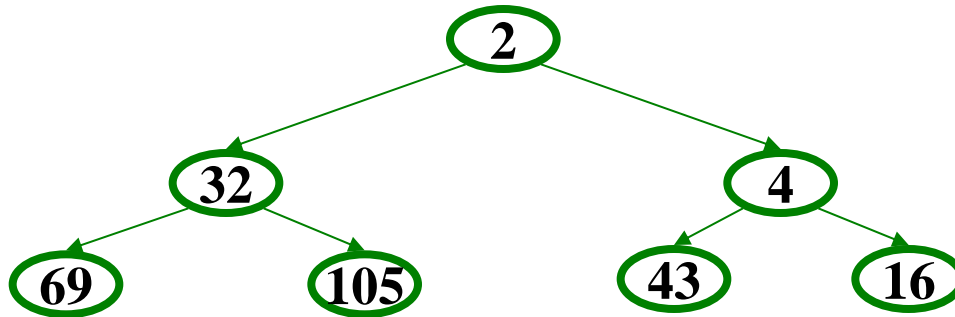
1. insert: 16, 32, 4, 69, 105, 43, 2
2. deleteMin



## *Example: After insertion*

1. insert: 16, 32, 4, 69, 105, 43, 2
2. deleteMin

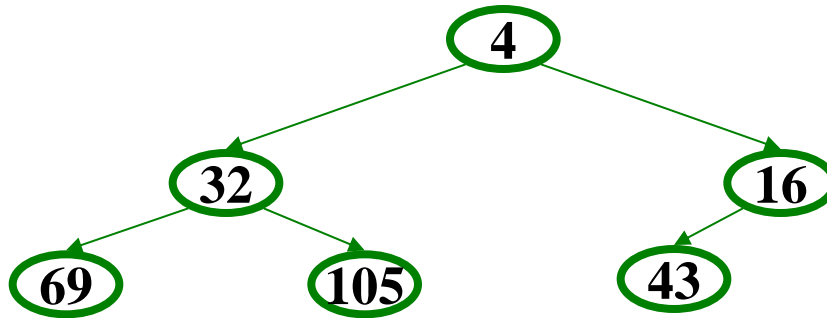
	<b>2</b>	<b>32</b>	<b>4</b>	<b>69</b>	<b>105</b>	<b>43</b>	<b>16</b>
0	1	2	3	4	5	6	7



## *Example: After deletion*

1. insert: 16, 32, 4, 69, 105, 43, 2
2. deleteMin

	<b>4</b>	<b>32</b>	<b>16</b>	<b>69</b>	<b>105</b>	<b>43</b>	
0	1	2	3	4	5	6	7



# *Other operations*

- **decreaseKey**: given pointer to object in priority queue (e.g., its array index), lower its priority value by  $p$ 
  - Change priority and percolate up
- **increaseKey**: given pointer to object in priority queue (e.g., its array index), raise its priority value by  $p$ 
  - Change priority and percolate down
- **remove**: given pointer to object in priority queue (e.g., its array index), remove it from the queue
  - **decreaseKey** with  $p = \infty$ , then **deleteMin**

Running time for all these operations?

# *Evaluating the Array Implementation...*

## Advantages:

### **Minimal amount of wasted space:**

- Only index 0 and any unused space on right in the array
- No "holes" due to complete tree property
- No wasted space representing tree edges

### **Fast lookups:**

- Benefit of array lookup speed
- Multiplying and dividing by 2 is extremely fast (can be done through bit shifting (see CSE 351))
- Last used position is easily found by using the PQueue's size for the index

## Disadvantages:

- What if the array gets too full (or wastes space by being too empty)? Array will have to be resized.

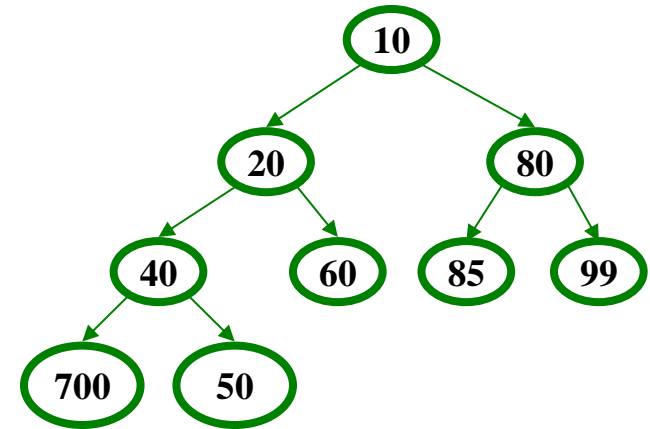
**Advantages outweigh Disadvantages: This is how it is done!**

## *So why $O(1)$ average-case insert?*

- Yes, insert's **worst case** is  $O(\log n)$
- The trick is that it all depends on the order the items are inserted (What is the worst case order?)
- Experimental studies of randomly ordered inputs shows the following:
  - Average 2.607 comparisons per insert (# of percolation passes)
  - An element usually moves up 1.607 levels
- deleteMin is average  $O(\log n)$ 
  - Moving a leaf to the root usually requires re-percolating that value back to the bottom

# Aside: Insert run-time: Take 2

- Insert: Place in next spot, percUp
- How high do we expect it to go?
- Aside: Complete Binary Tree
  - Each full row has 2x nodes of parent row
  - $1+2+4+8+\dots+2^k = 2^{k+1}-1$
  - Bottom level has  $\sim 1/2$  of all nodes
  - Second to bottom has  $\sim 1/4$  of all nodes
- PercUp Intuition:
  - Move up if value is less than parent
  - Inserting a random value, likely to have value not near highest, nor lowest; somewhere in middle
  - Given a random distribution of values in the heap, bottom row should have the upper half of values, 2<sup>nd</sup> from bottom row, next 1/4
  - Expect to only raise a level or 2, even if h is large
- Worst case: still  $O(\log n)$
- Expected case:  $O(1)$
- Of course, there's no guarantee; it may percUp to the root



# *Building a Heap*

Suppose you have  $n$  items you want to put in a new priority queue

- A sequence of  $n$  **insert** operations works
- Runtime?

Can we do better?

- If we only have access to **insert** and **deleteMin** operations, then NO.
- There is a faster way -  $O(n)$ , but that requires the ADT to have a specialized **buildHeap** operation

Important issue in ADT design: how many specialized operations?

–Tradeoff: **Convenience, Efficiency, Simplicity**



# *Floyd's buildHeap Method*

Recall our general strategy for working with the heap:

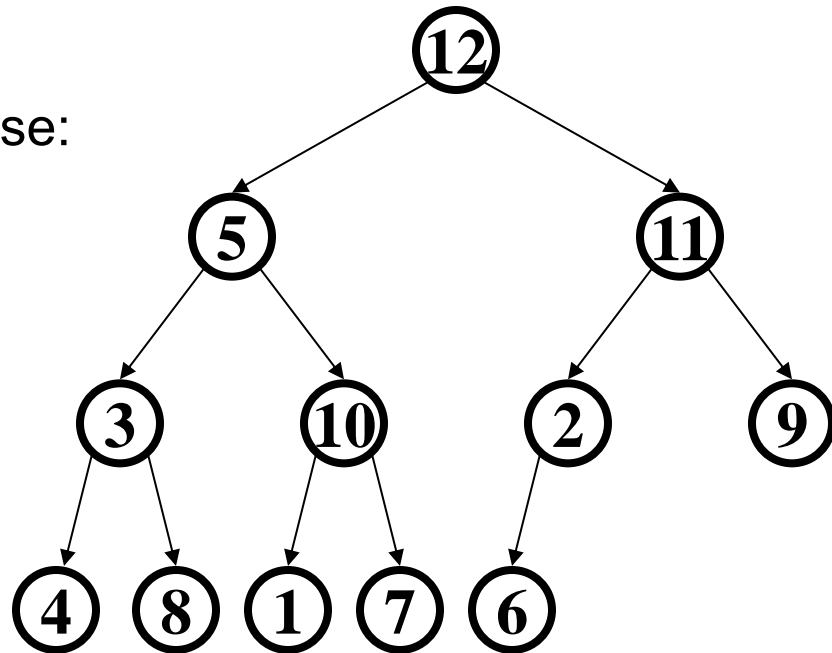
- Preserve structure property
- Break and restore heap ordering property

Floyd's *buildHeap*:

1. Create a complete tree by putting the  $n$  items in array indices  $1, \dots, n$
2. Treat the array as a heap and fix the heap-order property
  - Exactly how we do this is where we gain efficiency

# Thinking about *buildHeap*

- Say we start with this array:  
[12,5,11,3,10,2,9,4,8,1,7,6]
- To “fix” the ordering can we use:
  - percolateUp?
  - percolateDown?



# Floyd's *buildHeap* Method

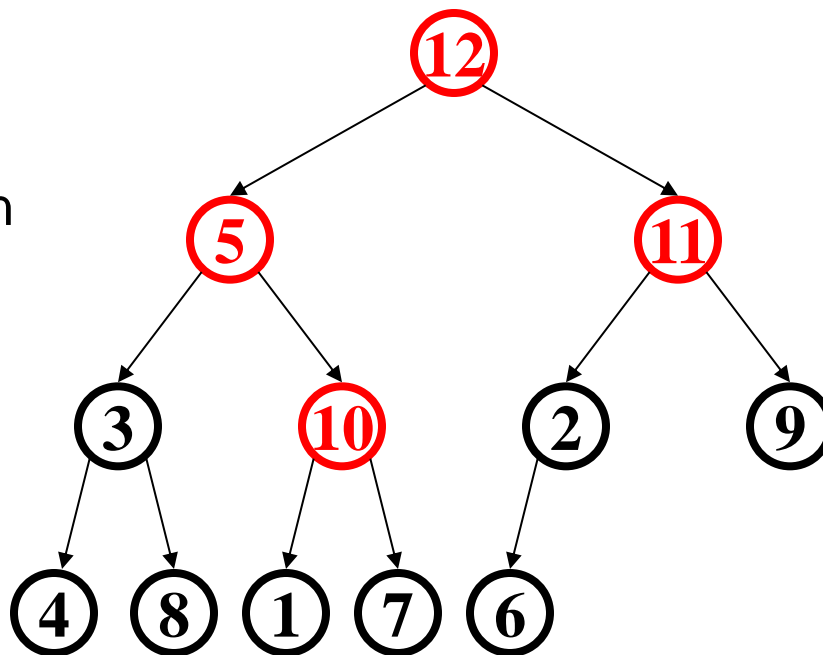
Bottom-up:

- Leaves are already in heap order
- Work up toward the root one level at a time

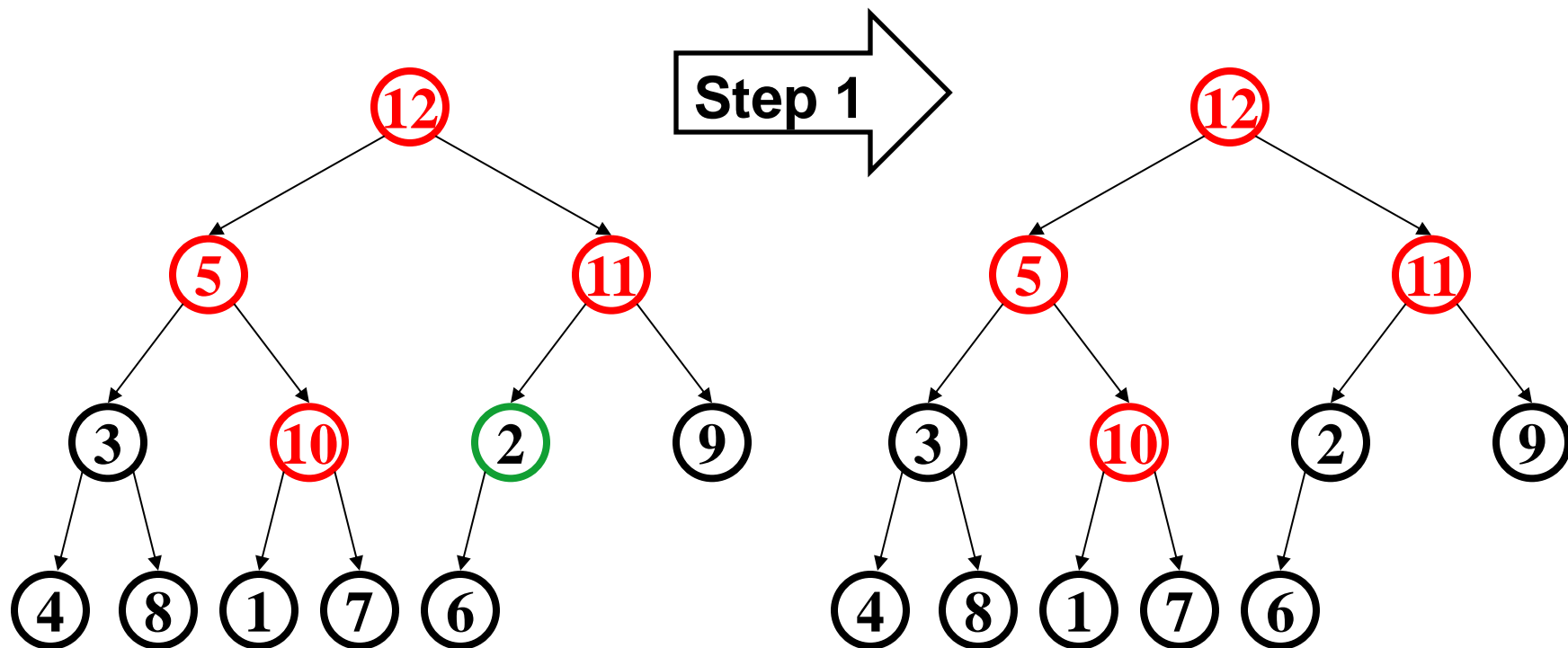
```
void buildHeap() {  
    for(i = size/2; i>0; i--) {  
        val = arr[i];  
        hole = percolateDown(i, val);  
        arr[hole] = val;  
    }  
}
```

# *buildHeap Example*

- Say we start with this array:  
[12,5,11,3,10,2,9,4,8,1,7,6]
- In tree form for readability
  - Red for node not less than descendants
    - heap-order problem
  - Notice no leaves are red
  - Check/fix each non-leaf bottom-up (6 steps here)

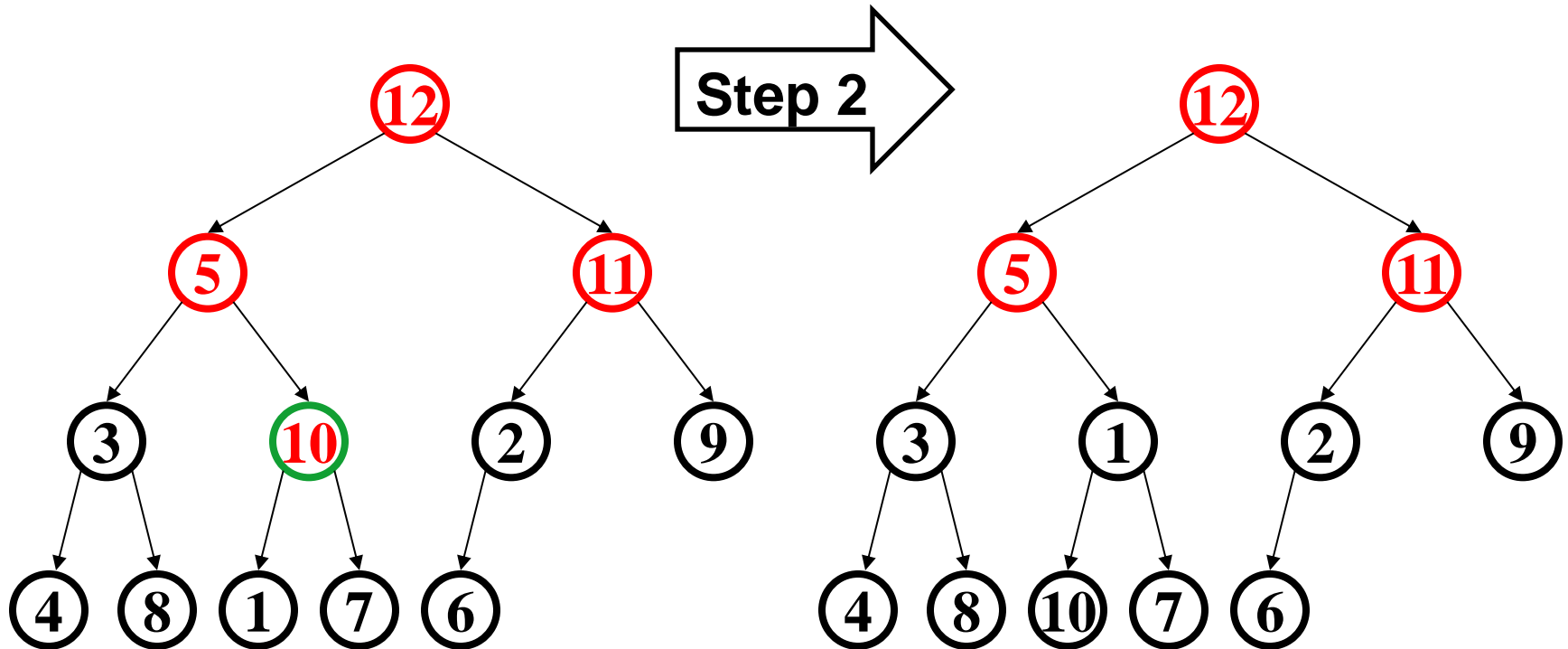


# *buildHeap Example*



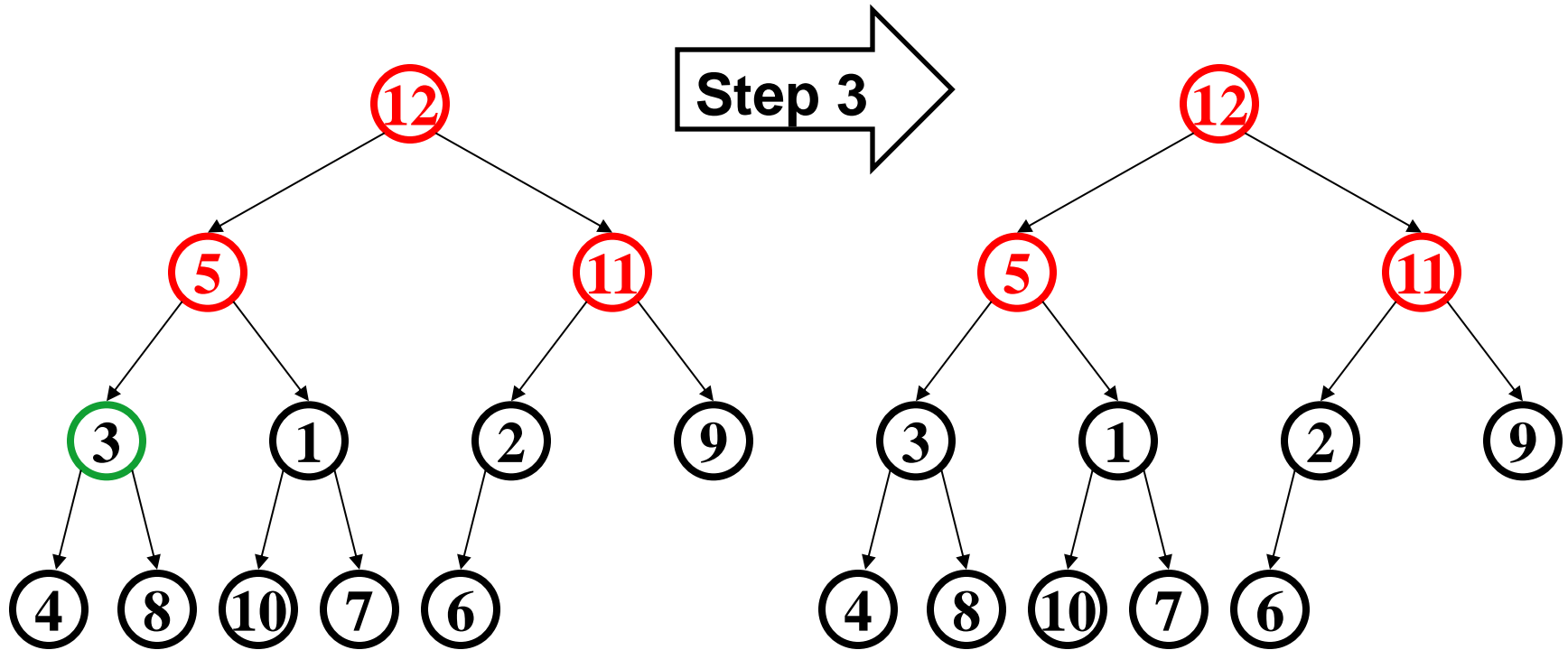
- Happens to already be less than child

# *buildHeap Example*



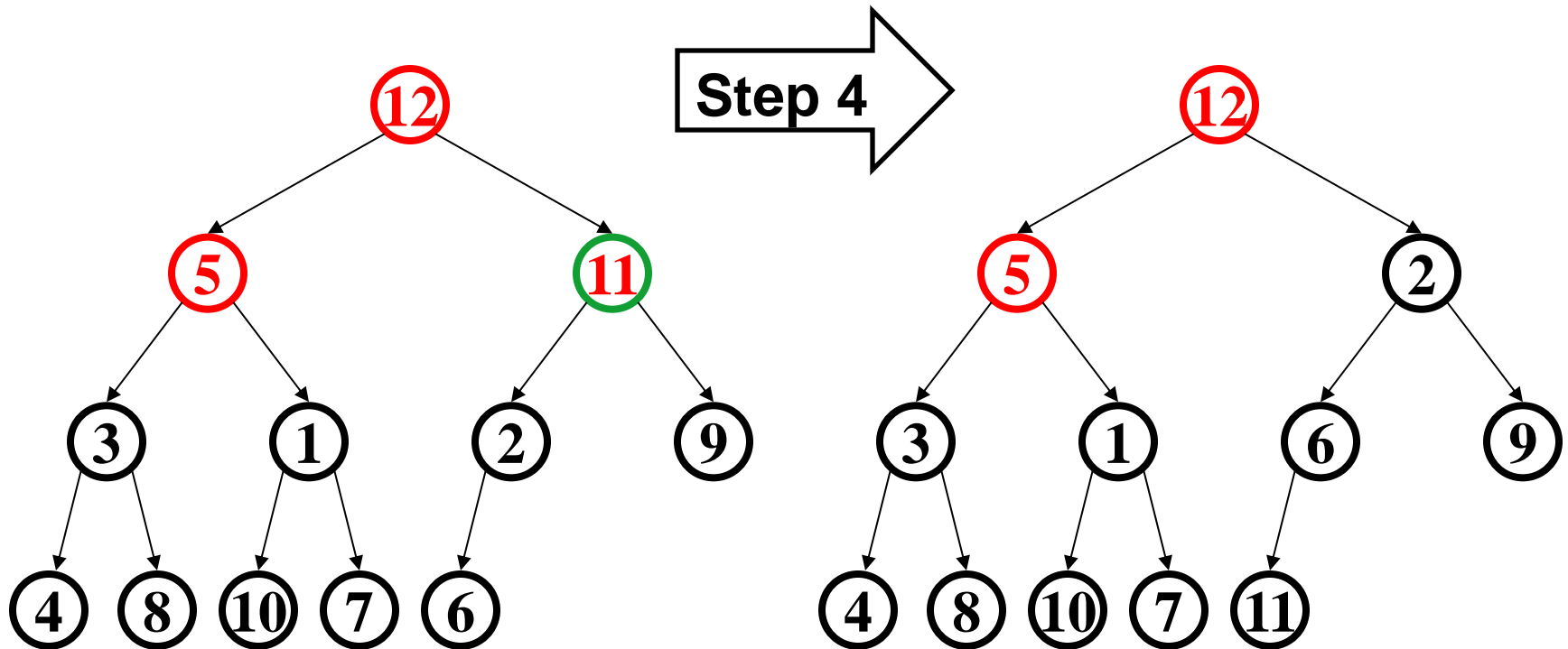
- Percolate down (notice that moves 1 up)

# *buildHeap Example*



- Another nothing-to-do step

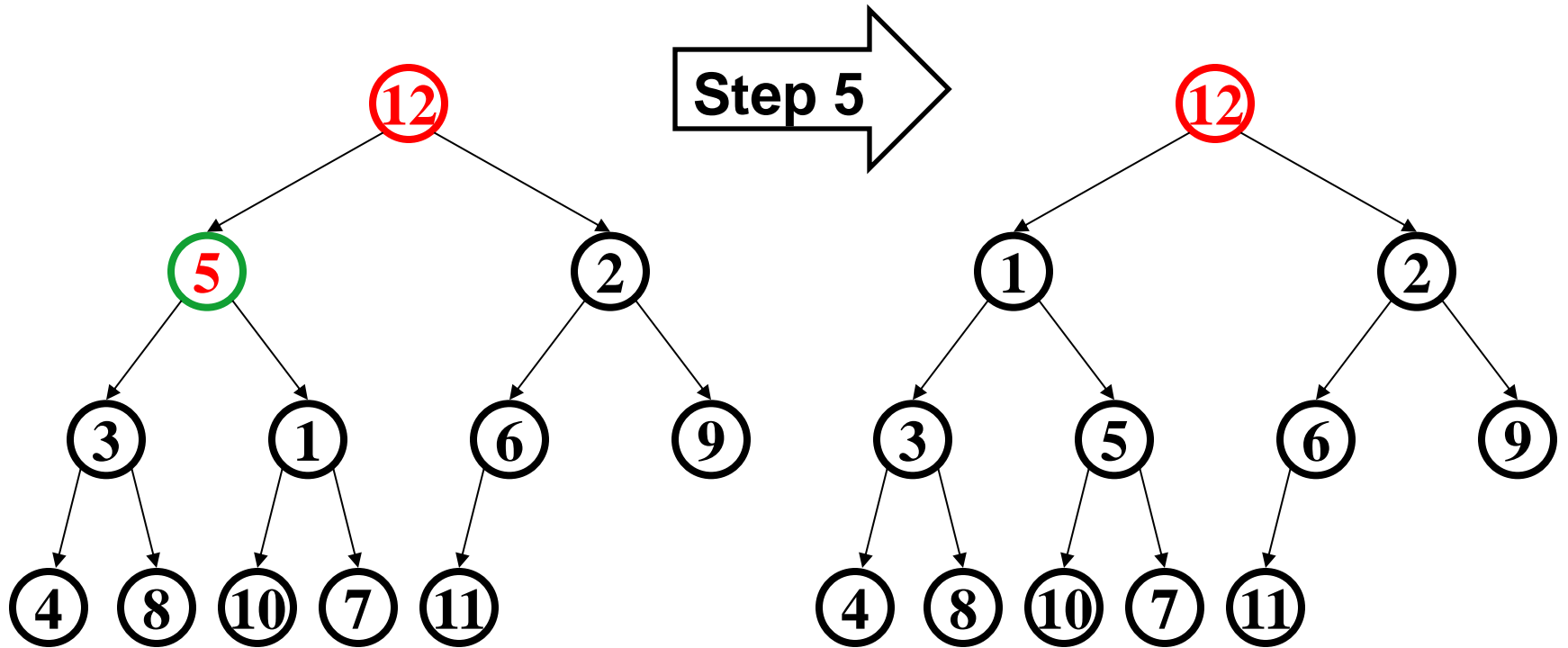
# *buildHeap Example*



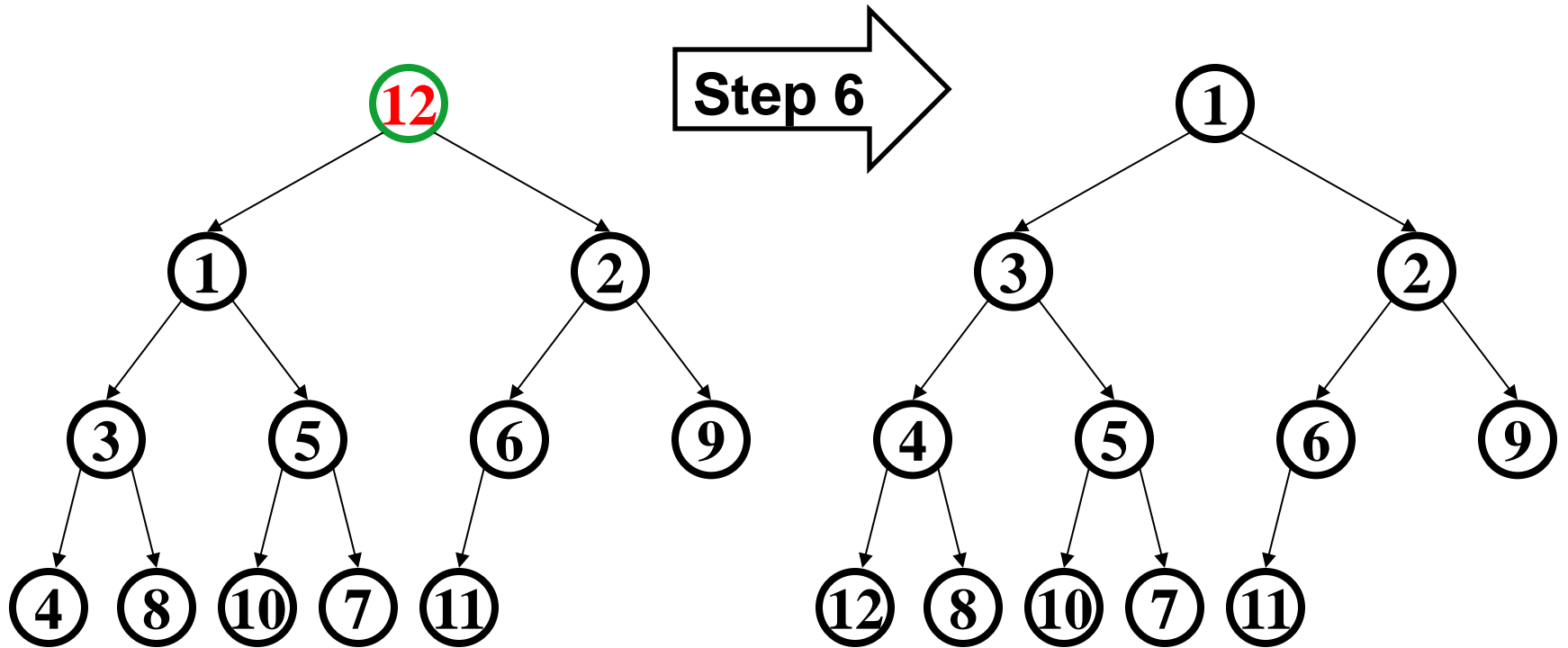
- Percolate down as necessary (steps 4a and 4b)



# *buildHeap Example*



# *buildHeap Example*



# *But is it right?*

- “Seems to work”
  - Let’s *prove* it restores the heap property (correctness)
  - Then let’s *prove* its running time (efficiency)

```
void buildHeap() {  
    for(i = size/2; i>0; i--) {  
        val = arr[i];  
        hole = percolateDown(i, val);  
        arr[hole] = val;  
    }  
}
```

# Correctness

```
void buildHeap() {
    for(i = size/2; i>0; i--) {
        val = arr[i];
        hole = percolateDown(i, val);
        arr[hole] = val;
    }
}
```

*Loop Invariant:* For all  $j > i$ , `arr[j]` is less than its children

- True initially: If  $j > \text{size}/2$ , then  $j$  is a leaf
  - Otherwise its left child would be at position  $> \text{size}$
- True after one more iteration: loop body and `percolateDown` make `arr[i]` less than children without breaking the property for any descendants

So after the loop finishes, all nodes are less than their children

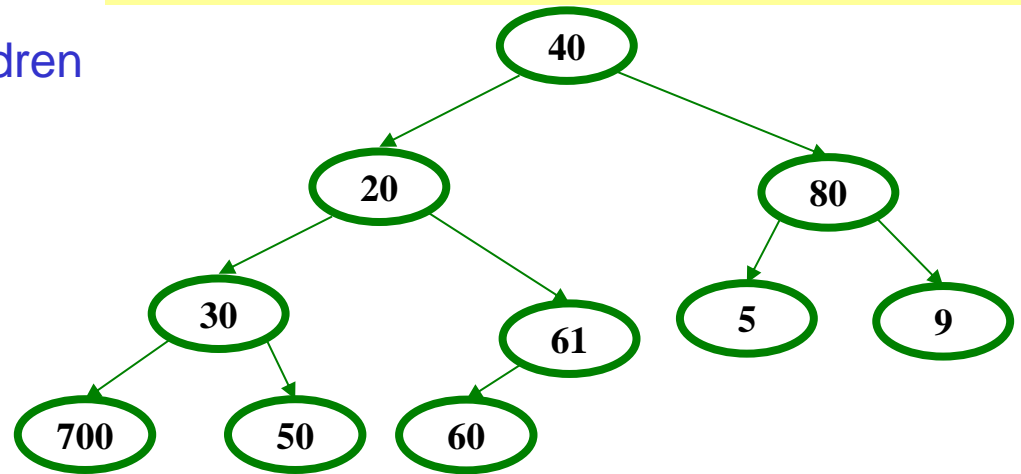
### Loop Invariant:

For all  $j > i$ ,  $arr[j]$  is less than its children

- True initially:  
If  $j > size/2$ , then  $j$  is a leaf
- True after one more iteration:  
loop body and `percolateDown`  
make  $arr[i]$  less than children  
without breaking the property  
for any descendants

So after the loop finishes,  
all nodes are less than their children

```
void buildHeap() {  
    for(i = size/2; i>0; i--) {  
        val = arr[i];  
        hole = percolateDown(i, val);  
        arr[hole] = val;  
    }  
}
```



	40	20	80	30	61	5	9	700	50	60			
0	1	2	3	4	5	6	7	8	9	10	11	12	13

# Efficiency

```
void buildHeap() {  
    for(i = size/2; i>0; i--) {  
        val = arr[i];  
        hole = percolateDown(i, val);  
        arr[hole] = val;  
    }  
}
```

Easy argument: `buildHeap` is  $O(n \log n)$  where  $n$  is `size`

- `size/2` loop iterations
- Each iteration does one `percolateDown`, each is  $O(\log n)$

This is correct, but there is a more precise (“tighter”) analysis of the algorithm...

# Efficiency

```
void buildHeap() {
    for(i = size/2; i>0; i--) {
        val = arr[i];
        hole = percolateDown(i, val);
        arr[hole] = val;
    }
}
```

Better argument: `buildHeap` is  $O(n)$  where  $n$  is `size`

- `size/2` total loop iterations:  $O(n)$
- 1/2 the loop iterations percolate at most **1 step**
- 1/4 the loop iterations percolate at most **2 steps**
- 1/8 the loop iterations percolate at most **3 steps**... etc.
- $((1/2) + (2/4) + (3/8) + (4/16) + (5/32) + \dots) = 2$  (page 4 of Weiss)
  - So at most **2** (`size/2`) total percolate steps:  $O(n)$
  - Also see Weiss 6.3.4, sum of heights of nodes in a perfect tree

# Lessons from `buildHeap`

- Without `buildHeap`, our ADT already let clients implement their own in  $\theta(n \log n)$  worst case
  - Worst case is inserting lower priority values later
- By providing a specialized operation internally (with access to the data structure), we can do  $O(n)$  worst case
  - Intuition: Most data is near a leaf, so better to percolate down
- Can analyze this algorithm for:
  - Correctness: Non-trivial inductive proof using loop invariant
  - Efficiency:
    - First analysis easily proved it was  $O(n \log n)$
    - A “tighter” analysis shows same algorithm is  $O(n)$



## *What we're skipping (see text if curious)*

- ***d*-heaps**: have  $d$  children instead of 2 (Weiss 6.5)
  - Makes heaps shallower, useful for heaps too big for memory
  - How does this affect the asymptotic run-time (for small  $d$ 's)?
- **Leftist heaps, skew heaps, binomial queues** (Weiss 6.6-6.8)
  - Different data structures for priority queues that support a logarithmic time **merge** operation (impossible with binary heaps)
  - **merge**: given two priority queues, make one priority queue
  - Insert & deleteMin defined in terms of merge

Aside: How might you merge *binary* heaps:

- If one heap is much smaller than the other?
- If both are about the same size?