



## ***CSE 332 Data Abstractions: Priority Queues, Heaps, and a Small Town Barber***

Kate Deibel  
Summer 2012

June 25, 2012

CSE 332 Data Abstractions, Summer 2012

1

### *Announcements*

- Remember to use cse332-staff@cs
  - Or at least e-mail both me and David
  - Better chance of a speedy reply
- Kate is not available on Thursdays
  - I've decided to make Thursdays my focus on everything but Teaching days
  - I will not answer e-mails received on Thursdays until Friday

June 25, 2012

CSE 332 Data Abstractions, Summer 2012

3

### *Announcements*

David's Super Awesome Office Hours

- Mondays 2:30-3:30 CSE 220
- Wednesdays 2:30-3:30 CSE 220
- Sundays 1:30-3:30 Allen Library Research Commons
- Or by appointment

Kate's Fairly Generic But Good Quality Office Hours

- Tuesdays, 2:30-4:30 CSE 210
- Whenever my office door is open
- Or by appointment

June 25, 2012

CSE 332 Data Abstractions, Summer 2012

2

### *Today*

- Amortized Analysis Redux
- Review of Big-Oh times for Array, Linked-List and Tree Operations
- Priority Queue ADT
- Heap Data Structure

June 25, 2012

CSE 332 Data Abstractions, Summer 2012

4

### *Amortized Analysis*

- What happens when we have a costly operation that only occurs some of the time?

- Example:

My array is too small. Let's enlarge it.

Option 1: Increase array size by 5  
Copy old array into new one

Option 2: Double the array size  
Copy old array into new one

We will now explore amortized analysis!

Thinking beyond one isolated operation

## **AMORTIZED ANALYSIS**

June 25, 2012

CSE 332 Data Abstractions, Summer 2012

5

June 25, 2012

CSE 332 Data Abstractions, Summer 2012

6

### Stretchy Array (version 1)

StretchyArray:

maxSize: positive integer (starts at 0)  
 array: an array of size maxSize  
 count: number of elements in array

```
put(x): add x to the end of the array
if maxSize == count
    make new array of size (maxSize + 5)
    copy old array contents to new array
    maxSize = maxSize + 5
array[count] = x
count = count + 1
```

### Stretchy Array (version 2)

StretchyArray:

maxSize: positive integer (starts at 0)  
 array: an array of size maxSize  
 count: number of elements in array

```
put(x): add x to the end of the array
if maxSize == count
    make new array of size (maxSize * 2)
    copy old array contents to new array
    maxSize = maxSize * 2
array[count] = x
count = count + 1
```

### Performance Cost of put(x)

In both stretchy array implementations, put(x) is defined as essentially:

```
if maxSize == count
    make new array of bigger size
    copy old array contents to new array
    update maxSize
array[count] = x
count = count + 1
```

What f(n) is put(x) in O( f(n) )?

### Performance Cost of put(x)

In both stretchy array implementations, put(x) is defined as essentially:

```
if maxSize == count           O(1)
    make new array of bigger size O(1)
    copy old array contents to new array O(n)
    update maxSize             O(1)
array[count] = x              O(1)
count = count + 1            O(1)
```

In the worst-case, put(x) is O(n) where n is the current size of the array!!

### But...

- We do not have to enlarge the array each time we call put(x)
- What will be the average performance if we put n items into the array?

$$\frac{\sum_{i=1}^n \text{cost of calling put for the } i\text{th time}}{n} = O(?)$$

- Calculating the average cost for multiple calls is known as *amortized analysis*

### Amortized Analysis of StretchyArray Version 1

i	maxSize	count	cost	comments
	0	0		Initial state
1	5	1	0 + 1	Copy array of size 0
2	5	2	1	
3	5	3	1	
4	5	4	1	
5	5	5	1	
6	10	6	5 + 1	Copy array of size 5
7	10	7	1	
8	10	8	1	
9	10	9	1	
10	10	10	1	
11	15	11	10 + 1	Copy array of size 10
i	i	i	i	i

### Amortized Analysis of StretchyArray Version 1

i	maxSize	count	cost	comments
	0	0		Initial state
1	5	1	0 + 1	Copy array of size 0
2	5	2	1	
			1	
			1	
			5 + 1	Copy array of size 5
			1	
8	10	8	1	
9	10	9	1	
10	10	10	1	
11	15	11	10 + 1	Copy array of size 10
!	!	!	!	!

Every five steps, we have to do a multiple of five more work

### Amortized Analysis of StretchyArray Version 1

Assume the number of puts is  $n=5k$

- We will make  $n$  calls to  $\text{array}[\text{count}]=x$
- We will stretch the array  $k$  times and will cost:  $0 + 5 + 10 + \dots + 5(k-1)$

Total cost is then:

$$\begin{aligned} & n + (0 + 5 + 10 + \dots + 5(k-1)) \\ &= n + 5(1 + 2 + \dots + (k-1)) \\ &= n + 5(k-1)(k-1+1)/2 \\ &= n + 5k(k-1)/2 \\ &\approx n + n^2/10 \end{aligned}$$

Amortized cost for  $\text{put}(x)$  is

$$\frac{n + \frac{n^2}{10}}{n} = 1 + \frac{n}{10} = O(n)$$

### Amortized Analysis of StretchyArray Version 2

i	maxSize	count	cost	comments
	1	0		Initial state
1	1	1	1	
2	2	2	1 + 1	Copy array of size 1
3	4	3	2 + 1	Copy array of size 2
4	4	4	1	
5	8	5	4 + 1	Copy array of size 4
6	8	6	1	
7	8	7	1	
8	8	8	1	
9	16	9	8 + 1	Copy array of size 8
10	16	10	1	
11	16	11	1	
!	!	!	!	!

Enlarge steps happen basically when  $i$  is a power of 2

### Amortized Analysis of StretchyArray Version 2

i	maxSize	count	cost	comments
	1	0		Initial state
1	2	1	1	
2	2	2	1 + 1	Copy array of size 1
3	4	3	2 + 1	
4	4	4	1	
5	8	5	4 + 1	
6	8	6	1	
7	8	7	1	
8	8	8	1	
9	16	9	8 + 1	Copy array of size 8
10	16	10	1	
11	16	11	1	
!	!	!	!	!

### Amortized Analysis of StretchyArray Version 2

Assume the number of puts is  $n=2^k$

- We will make  $n$  calls to  $\text{array}[\text{count}]=x$
- We will stretch the array  $k$  times and will cost:  $\approx 1 + 2 + 4 + \dots + 2^{k-1}$

Total cost is then:

$$\begin{aligned} & \approx n + (1 + 2 + 4 + \dots + 2^{k-1}) \\ & \approx n + 2^k - 1 \\ & \approx 2n - 1 \end{aligned}$$

Amortized cost for  $\text{put}(x)$  is

$$\frac{2n - 1}{n} = 2 - \frac{1}{n} = O(1)$$

### The Lesson

With amortized analysis, we know that over the long run (on average):

- If we stretch an array by a constant amount, each  $\text{put}(x)$  call is  $O(n)$  time
- If we double the size of the array each time, each  $\text{put}(x)$  call is  $O(1)$  time

In general, paying a high-cost infrequently can pay off over the long run.

## What about wasted space?

Two options:

- We can adjust our growth factor
  - As long as we multiply the size of the array by a factor  $>1$ , amortized analysis holds
- We can also shrink the array:
  - A good rule of thumb is to halve the array when it is only 25% full
  - Same amortized cost

June 25, 2012

CSE 332 Data Abstractions, Summer 2012

19

Memorize these. They appear all the time.

## ARRAY, LIST, AND TREE PERFORMANCE

June 25, 2012

CSE 332 Data Abstractions, Summer 2012

20

## Very Common Interactions

When we are working with data, there are three very common operations:

- Insert(x): insert x into structure
- Find(x): determine if x is in structure
- Remove(i): remove item as position i
- Delete(x): find and delete x from structure

Note that when we usually delete, we

- First find the element to remove
- Then we remove it

Overall time is  $O(\text{Find} + \text{Remove})$

June 25, 2012

CSE 332 Data Abstractions, Summer 2012

21

## Arrays and Linked Lists

- Most common data structures
- Several variants
  - Unsorted Array
  - Unsorted Circular Array
  - Unsorted Linked List
  - Sorted Array
  - Sorted Circular Array
  - Sorted Linked List
- We will ignore whether the list is singly or doubly-linked
  - Usually only leads to a constant factor change in overall performance

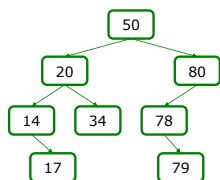
June 25, 2012

CSE 332 Data Abstractions, Summer 2012

22

## Binary Search Tree (BST)

- Another common data structure
- Each node has at most two children
  - Left child's value is less than its parent
  - Right child's value is greater than parent
- Structure depends on order elements were inserted into tree
  - Best performance occurs if the tree is balanced
- General properties
  - Min is leftmost node
  - Max is rightmost node



June 25, 2012

CSE 332 Data Abstractions, Summer 2012

23

## Worst-Case Run-Times

	Insert	Find	Remove	Delete
Unsorted Array				
Unsorted Circular Array				
Unsorted Linked List				
Sorted Array				
Sorted Circular Array				
Sorted Linked List				
Binary Search Tree				
Balanced BST				

June 25, 2012

CSE 332 Data Abstractions, Summer 2012

24

## Worst-Case Run-Times

	Insert	Find	Remove	Delete
Unsorted Array	$O(1)$	$O(n)$	$O(1)$	$O(n)$
Unsorted Circular Array	$O(1)$	$O(n)$	$O(1)$	$O(n)$
Unsorted Linked List	$O(1)$	$O(n)$	$O(1)$	$O(n)$
Sorted Array	$O(n)$	$O(\log n)$	$O(n)$	$O(n)$
Sorted Circular Array	$O(n/2)$	$O(\log n)$	$O(n/2)$	$O(n/2)$
Sorted Linked List	$O(n)$	$O(n)$	$O(1)$	$O(n)$
Binary Search Tree	$O(n)$	$O(n)$	$O(n)$	$O(n)$
Balanced BST	$O(\log n)$	$O(\log n)$	$O(\log n)$	$O(\log n)$

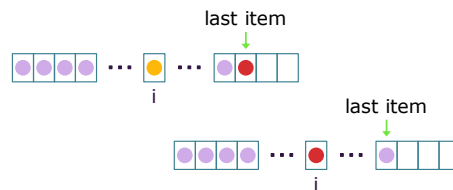
June 25, 2012

CSE 332 Data Abstractions, Summer 2012

25

## Remove in an Unsorted Array

- Let's say we want to remove the item at position  $i$  in the array
- All that we do is move the last item in the array to position  $i$



June 25, 2012

CSE 332 Data Abstractions, Summer 2012

26

## Remove in a Binary Search Tree

Replace node based on following logic

- If no children, just remove it
- If only one child, replace node with child
- If two children, replace node with the smallest data for the right subtree
- See Weiss 4.3.4 for implementation details

June 25, 2012

CSE 332 Data Abstractions, Summer 2012

27

## Balancing a Tree

How do you guarantee that a BST will always be balanced?

- Non-trivial task
- We will discuss several implementations next Monday

June 25, 2012

CSE 332 Data Abstractions, Summer 2012

28

The immediate priority is to discuss heaps.

## PRIORITY QUEUES

June 25, 2012

CSE 332 Data Abstractions, Summer 2012

29

## Scenario

What is the difference between waiting for service at a pharmacy versus an ER?

Pharmacies usually follow the rule **Queue**  
First Come, First Served

Emergency Rooms assign priorities **Priority Queue**  
based on each individual's need

June 25, 2012

CSE 332 Data Abstractions, Summer 2012

30

## New ADT: Priority Queue

Each item has a "priority"

- The next/best item has the lowest priority
- So "priority 1" should come before "priority 4"
- Could also do maximum priority if so desired

Operations:

- insert
- deleteMin



deleteMin returns/deletes item with lowest priority

- Any ties are resolved arbitrarily
- Fancier PQueues may use a FIFO approach for ties

## Priority Queue Example

```

insert a with priority 5
insert b with priority 3
insert c with priority 4
w = deleteMin
x = deleteMin
insert d with priority 2
insert e with priority 6
y = deleteMin
z = deleteMin
    
```

after execution:  
w = b  
x = c  
y = d  
z = a

To simplify our examples, we will just use the priority values from now on

## Applications of Priority Queues

PQueues are a major and common ADT

- Forward network packets by urgency
- Execute work tasks in order of priority
  - "critical" before "interactive" before "compute-intensive" tasks
  - allocating idle tasks in cloud environments
- A fairly efficient sorting algorithm
  - Insert all items into the PQueue
  - Keep calling deleteMin until empty

## Advanced PQueue Applications

- "Greedy" algorithms
  - Efficiently track what is "best" to try next
- Discrete event simulation (e.g., virtual worlds, system simulation)
  - Every event e happens at some time t and generates new events e<sub>1</sub>, ..., e<sub>n</sub> at times t+t<sub>1</sub>, ..., t+t<sub>n</sub>
  - Naive approach:
    - Advance "clock" by 1, check for events at that time
  - Better approach:
    - Place events in a priority queue (priority = time)
    - Repeatedly: deleteMin and then insert new events
    - Effectively "set clock ahead to next event"

## From ADT to Data Structure

- How will we implement our PQueue?

	Insert	Find	Remove	Delete
Unsorted Array	O(1)	O(n)	O(1)	O(n)
Unsorted Circular Array	O(1)	O(n)	O(1)	O(n)
Unsorted Linked List	O(1)	O(n)	O(1)	O(n)
Sorted Array	O(n)	O(log n)	O(n/2)	O(n/2)
Sorted Circular Array	O(n/2)	O(log n)	O(n/2)	O(n/2)
Sorted Linked List	O(n)	O(n)	O(1)	O(n)
Binary Search Tree	O(n)	O(n)	O(n)	O(n)
Balanced BST	O(log n)	O(log n)	O(log n)	O(log n)

- We need to add one more analysis to the above: finding the min value

## Finding the Minimum Value

FindMin
Unsorted Array
Unsorted Circular Array
Unsorted Linked List
Sorted Array
Sorted Circular Array
Sorted Linked List
Binary Search Tree
Balanced BST

### Finding the Minimum Value

	FindMin
Unsorted Array	$O(n)$
Unsorted Circular Array	$O(n)$
Unsorted Linked List	$O(n)$
Sorted Array	$O(1)$
Sorted Circular Array	$O(1)$
Sorted Linked List	$O(1)$
Binary Search Tree	$O(n)$
Balanced BST	$O(\log n)$

June 25, 2012

CSE 332 Data Abstractions, Summer 2012

37

### Best Choice for the PQueue?

	Insert	FindMin+Remove
Unsorted Array	$O(1)$	$O(n)+O(1)$
Unsorted Circular Array	$O(1)$	$O(n)+O(1)$
Unsorted Linked List	$O(1)$	$O(n)+O(1)$
Sorted Array	$O(n)$	$O(1)+O(n)$
Sorted Circular Array	$O(n/2)$	$O(1)+O(n/2)$
Sorted Linked List	$O(n)$	$O(1)+O(1)$
Binary Search Tree	$O(n)$	$O(n)+O(n)$
Balanced BST	$O(\log n)$	$O(\log n)+O(\log n)$

June 25, 2012

CSE 332 Data Abstractions, Summer 2012

38

### None are that great

We generally have to pay linear time for either insert or deleteMin

- Made worse by the fact that:  
# inserts  $\approx$  # deleteMins

Balanced trees seem to be the best solution with  $O(\log n)$  time for both

- But balanced trees are complex structures
- Do we really need all of that complexity?

June 25, 2012

CSE 332 Data Abstractions, Summer 2012

39

### Our Data Structure: The Heap

Key idea: Only pay for functionality needed

- Do better than scanning unsorted items
- But do not need to maintain a full sort

The Heap:

- $O(\log n)$  insert and  $O(\log n)$  deleteMin
- If items arrive in random order, then the average-case of insert is  $O(1)$
- Very good constant factors

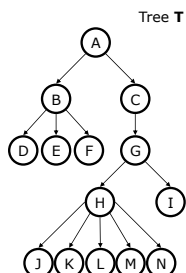
June 25, 2012

CSE 332 Data Abstractions, Summer 2012

40

### Reviewing Some Tree Terminology

- root(T):** A
- leaves(T):** D-F, I, J-N
- children(B):** D, E, F
- parent(H):** G
- siblings(E):** D, F
- ancestors(F):** B, A
- descendants(G):** H, I, J-N
- subtree(G):** G and its children



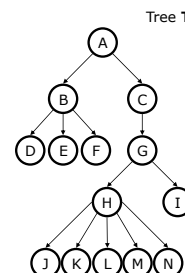
June 25, 2012

CSE 332 Data Abstractions, Summer 2012

41

### Some More Tree Terminology

- depth(B):** 1
- height(G):** 2
- height(T):** 4
- degree(B):** 3
- branching factor(T):** 0-5



June 25, 2012

CSE 332 Data Abstractions, Summer 2012

42

### Types of Trees

- Binary tree: Every node has  $\leq 2$  children
- n-ary tree: Every node has  $\leq n$  children
- Perfect tree: Every row is completely full
- Complete tree: All rows except the bottom are completely full, and it is filled from left to right



Perfect Tree Complete Tree

June 25, 2012

CSE 332 Data Abstractions, Summer 2012

43

### Some Basic Tree Properties

Nodes in a perfect binary tree of height  $h$ ?

$$2^{h+1}-1$$

Leaves in a perfect binary tree of height  $h$ ?

$$2^h$$

Height of a perfect binary tree with  $n$  nodes?

$$\lfloor \log_2 n \rfloor$$

Height of a complete binary tree with  $n$  nodes?

$$\lfloor \log_2 n \rfloor$$

June 25, 2012

CSE 332 Data Abstractions, Summer 2012

44

### Properties of a Binary Min-Heap

More commonly known as a **binary heap** or simply a **heap**

- **Structure Property:** A complete [binary] tree
- **Heap Property:** The priority of every non-root node is greater than the priority of its parent

How is this different from a binary search tree?

June 25, 2012

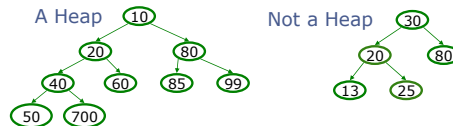
CSE 332 Data Abstractions, Summer 2012

45

### Properties of a Binary Min-Heap

More commonly known as a **binary heap** or simply a **heap**

- **Structure Property:** A complete [binary] tree
- **Heap Property:** The priority of every non-root node is greater than the priority of its parent



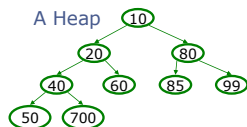
June 25, 2012

CSE 332 Data Abstractions, Summer 2012

46

### Properties of a Binary Min-Heap

- Where is the minimum priority item?  
At the root
- What is the height of a heap with  $n$  items?  
 $\lfloor \log_2 n \rfloor$



June 25, 2012

CSE 332 Data Abstractions, Summer 2012

47

### Basics of Heap Operations

findMin:

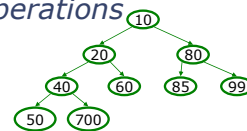
- return root.data

deleteMin:

- Move last node up to root
- Violates heap property, so *Percolate Down* to restore

insert:

- Add node after last position
- Violate heap property, so *Percolate Up* to restore



The general idea:

- Preserve the complete tree structure property
- This likely breaks the heap property
- So percolate to restore the heap property

June 25, 2012

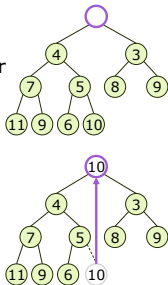
CSE 332 Data Abstractions, Summer 2012

48



### DeleteMin Implementation

1. Delete value at root node (and store it for later return)
2. There is now a "hole" at the root. We must "fill" the hole with another value, must have a tree with one less node, and it must still be a complete tree
3. The "last" node is the obvious choice, but now the heap property is violated
4. We **percolate down** to fix the heap  
While greater than either child  
Swap with smaller child



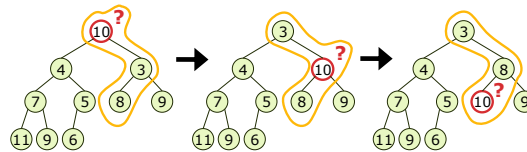
June 25, 2012

CSE 332 Data Abstractions, Summer 2012

49

### Percolate Down

While greater than either child  
Swap with smaller child



What is the runtime?  
 $O(\log n)$

Why does this work?  
Both children are heaps

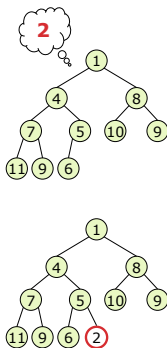
June 25, 2012

CSE 332 Data Abstractions, Summer 2012

50

### Insert Implementation

1. To maintain structure property, there is only one node we can insert into that keeps the tree complete.  
We put our new data there.
2. We then **percolate up** to fix the heap property:  
While less than parent  
Swap with parent



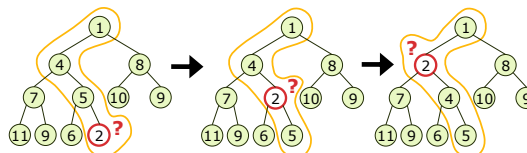
June 25, 2012

CSE 332 Data Abstractions, Summer 2012

51

### Percolate Up

While less than parent  
Swap with parent



What is the runtime?  
 $O(\log n)$

Why does this work?  
Both children are heaps

June 25, 2012

CSE 332 Data Abstractions, Summer 2012

52

### Achieving Average-Case $O(1)$ insert

Clearly, insert and deleteMin are worst-case  $O(\log n)$

- But we promised average-case  $O(1)$  insert

Insert only requires finding that one special spot

- Walking the tree requires  $O(\log n)$  steps

We should only pay for the functionality we need

- Why have we insisted the tree be complete?

All complete trees of size  $n$  contain the same edges

- So why are we even representing the edges?

**Here comes the really clever bit about implementing heaps!!!**

June 25, 2012

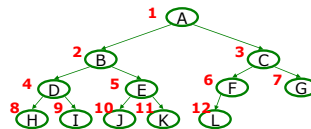
CSE 332 Data Abstractions, Summer 2012

53

### Array Representation of a Binary Heap

From node  $i$ :

- left child:  $2i$
- right child:  $2i+1$
- parent:  $i / 2$



	A	B	C	D	E	F	G	H	I	J	K	L	
0	1	2	3	4	5	6	7	8	9	10	11	12	13

- We skip index 0 to make the math simpler
- Actually, it can be a good place to store the current size of the heap

June 25, 2012

CSE 332 Data Abstractions, Summer 2012

54

### Pseudocode: insert

This pseudocode uses ints. In real use, you will have data nodes with priorities.

```
void insert(int val) {
    if(size == arr.length-1)
        resize();
    size = size + 1;
    i = percolateUp(size, val);
    arr[i] = val;
}

int percolateUp(int hole, int val) {
    while(hole > 1 && val < arr[hole/2])
        arr[hole] = arr[hole/2];
        hole = hole / 2;
    }
    return hole;
}
```

June 25, 2012

CSE 332 Data Abstractions, Summer 2012

55

### Pseudocode: deleteMin

This pseudocode uses ints. In real use, you will have data nodes with priorities.

```
int deleteMin() {
    if(isEmpty()) throw...
    ans = arr[1];
    hole = percolateDown(1, arr[size]);
    arr[hole] = arr[size];
    size--;
    return ans;
}
```

June 25, 2012

CSE 332 Data Abstractions, Summer 2012

56

### Pseudocode: deleteMin

```
int percolateDown(int hole, int val) {
    while(2 * hole <= size) {
        left = 2 * hole;
        right = left + 1;
        if(arr[left] < arr[right] || right > size)
            target = left;
        else
            target = right;

        if(arr[target] < val) {
            arr[hole] = arr[target];
            hole = target;
        }
        else
            break;
    }
    return hole;
}
```

Note that *percolateDown* is more complicated than *percolateUp* because a node might not have two children

June 25, 2012

CSE 332 Data Abstractions, Summer 2012

57

### Advantages of Array Implementation

Minimal amount of wasted space:

- Only index 0 and any unused space on right
- No "holes" due to complete tree property
- No wasted space representing tree edges

Fast lookups:

- Benefit of array lookup speed
- Multiplying and dividing by 2 is extremely fast (can be done through bit shifting)
- Last used position is easily found by using the PQueue's size for the index

June 25, 2012

CSE 332 Data Abstractions, Summer 2012

58

### Disadvantages of Array Implementation

May be too clever:

- Will you understand it at 3am three months from now?

What if the array gets too full or too empty?

- Array will have to be resized
- Stretchy arrays give us  $O(1)$  amortized performance

**Advantages outweigh disadvantages:  
This is how heaps are implemented.  
Period.**

June 25, 2012

CSE 332 Data Abstractions, Summer 2012

59

### So why $O(1)$ average-case insert?

- Yes, insert's worst case is  $O(\log n)$
- The trick is that it all depends on the order the items are inserted
- Experimental studies of randomly ordered inputs shows the following:
  - Average 2.607 comparisons per insert (# of percolation passes)
  - An element usually moves up 1.607 levels
- deleteMin is average  $O(\log n)$ 
  - Moving a leaf to the root usually requires re-percolating that value back to the bottom

June 25, 2012

CSE 332 Data Abstractions, Summer 2012

60

I promised you a small-town barber...

## MORE ON HEAPS

June 25, 2012

CSE 332 Data Abstractions, Summer 2012

61

### Building a Heap

Suppose you have  $n$  items to put in a new priority queue... what is the complexity?

- Sequence of  $n$  inserts  $\rightarrow O(n \log n)$
- Worst-case is  $\Theta(n \log n)$

Can we do better?

- If we only have access to the `insert` and `deleteMin` operations, then **NO**
- There is a faster way, but that requires the ADT to have `buildHeap` operation

When designing an ADT, adding more and more specialized operations leads to tradeoffs with **Convenience, Efficiency, and Simplicity**

June 25, 2012

CSE 332 Data Abstractions, Summer 2012

63

### More generally...

If  $n = 2^k - 1$ , then the worst-case number of percolations will be:

$$\begin{aligned} & 0 \cdot 1 + 1 \cdot 2 + 2 \cdot 4 + 3 \cdot 8 + \dots + (k-1) \cdot 2^{k-1} \\ &= 0 \cdot 2^0 + 1 \cdot 2^1 + 2 \cdot 2^2 + \dots + (k-1) \cdot 2^{k-1} \\ &= \sum_{i=0}^{k-1} i \cdot 2^i \end{aligned}$$

If we focus on just the last item, then

$$\begin{aligned} (k-1) \cdot 2^{k-1} &= k \cdot 2^{k-1} - 2^{k-1} = \frac{k}{2}(2^k - 1) + \frac{k}{2} - \frac{1}{2}2^k \\ &= \frac{1}{2}(n \cdot \log_2 n + \log_2 n - \log_2(n+1)) \\ &= \Theta(n \cdot \log n) \end{aligned}$$

June 25, 2012

CSE 332 Data Abstractions, Summer 2012

65

### Other Common Heap Operations

`decreaseKey(i, p):`  $O(\log n)$

- given pointer to object in priority queue (e.g., its array index), lower its priority to  $p$
- Change priority and percolate up

`increaseKey(i, p):`  $O(\log n)$

- given pointer to object in priority queue (e.g., its array index), raise its priority to  $p$
- Change priority and percolate down

`remove(i):`  $O(\log n)$

- given pointer to object in priority queue (e.g., its array index), remove it from the queue
- `decreaseKey` to  $p = -\infty$ , then `deleteMin`

June 25, 2012

CSE 332 Data Abstractions, Summer 2012

62

### Proof that $n$ inserts can be $\Theta(n \log n)$

Worst performance is if insert has to percolate up to the root (Occurs when inserted in reverse order)

If  $n = 7$ , worst case is

- `insert(7)` takes 0 percolations
- `insert(6)` takes 1 percolation
- `insert(5)` takes 1 percolation
- `insert(4)` takes 2 percolations
- `insert(3)` takes 2 percolations
- `insert(2)` takes 2 percolations
- `insert(1)` takes 2 percolations

June 25, 2012

CSE 332 Data Abstractions, Summer 2012

64

### BuildHeap using Floyd's Algorithm

We can actually build a heap in  $O(n)$

The trick is to use our general strategy for working with the heap:

- Preserve structure property
- Break and restore heap property



Thank you, Floyd the barber, for your cool  $O(n)$  algorithm!!

Floyd's Algorithm:

- Create a complete tree by putting the  $n$  items in array indices  $1, \dots, n$
- Fix the heap-order property

June 25, 2012

CSE 332 Data Abstractions, Summer 2012

65

June 25, 2012

CSE 332 Data Abstractions, Summer 2012

66

### Floyd's Algorithm

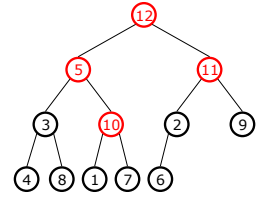
Bottom-up fixing of the heap

- Leaves are already in heap order
- Work up toward the root one level at a time

```
void buildHeap() {
    for(i = size/2; i>0; i--) {
        val = arr[i];
        hole = percolateDown(i, val);
        arr[hole] = val;
    }
}
```

### Example

- We use a tree for readability purposes
- Red nodes are not less than children
- No leaves are red
- We start at  $i = \text{size}/2$



June 25, 2012

CSE 332 Data Abstractions, Summer 2012

67

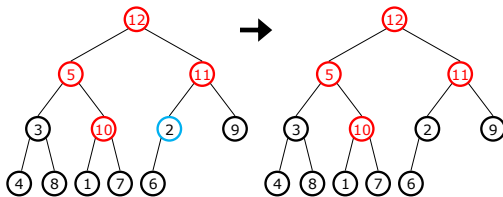
June 25, 2012

CSE 332 Data Abstractions, Summer 2012

68

### Example

$i = 6$ , node is 2  
no change is needed



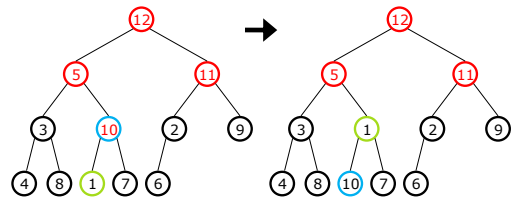
June 25, 2012

CSE 332 Data Abstractions, Summer 2012

69

### Example

$i = 5$ , node is 10  
10 percolates down; 1 moves up



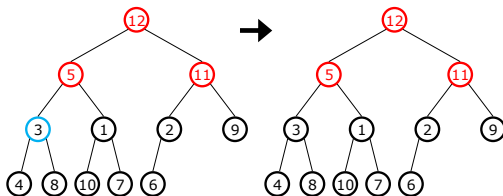
June 25, 2012

CSE 332 Data Abstractions, Summer 2012

70

### Example

$i = 4$ , node is 3  
no change is needed



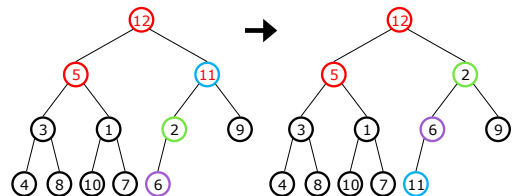
June 25, 2012

CSE 332 Data Abstractions, Summer 2012

71

### Example

$i = 3$ , node is 11  
11 percolates down twice; 2 and 6 move up



June 25, 2012

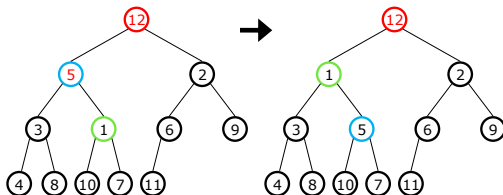
CSE 332 Data Abstractions, Summer 2012

72

### Example

$i = 2$ , node is 5

5 percolates down; 1 moves up (again)



June 25, 2012

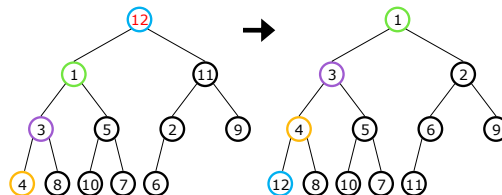
CSE 332 Data Abstractions, Summer 2012

73

### Example

$i = 1$ , node is 12

12 percolates down; 1, 3, and 4 move up



June 25, 2012

CSE 332 Data Abstractions, Summer 2012

74

### But is it right?

Floyd's algorithm "seems to work"

We will prove that it does work

- First we will prove it restores the heap property (correctness)
- Then we will prove its running time (efficiency)

June 25, 2012

CSE 332 Data Abstractions, Summer 2012

75

### Correctness

We claim the following is a loop invariant:

For all  $j > i$ ,  $arr[j]$  is less than its children

True initially: If  $j > size/2$ , then  $j$  is a leaf

- Otherwise its left child would be at position  $> size$

```
void buildHeap() {
  for(i = size/2; i>0; i--) {
    val = arr[i];
    hole = percolateDown(i, val);
    arr[hole] = val;
  }
}
```

June 25, 2012

CSE 332 Data Abstractions, Summer 2012

76

### Correctness

We claim the following is a loop invariant:

For all  $j > i$ ,  $arr[j]$  is less than its children

After an iteration: Still true

- We know that for  $j > i + 1$ , the heap property is maintained (from previous iteration)
- percolateDown maintains heap property
- $arr[i]$  is fixed by percolate down
- Ergo, loop body maintains the invariant

```
void buildHeap() {
  for(i = size/2; i>0; i--) {
    val = arr[i];
    hole = percolateDown(i, val);
    arr[hole] = val;
  }
}
```

June 25, 2012

CSE 332 Data Abstractions, Summer 2012

77

### Correctness

We claim the following is a loop invariant:

For all  $j > i$ ,  $arr[j]$  is less than its children

Loop invariant implies that heap property is present

- Each node is less than its children
- We also know it is a complete tree

∴ It's a heap!

What type of proof was this?

```
void buildHeap() {
  for(i = size/2; i>0; i--) {
    val = arr[i];
    hole = percolateDown(i, val);
    arr[hole] = val;
  }
}
```

June 25, 2012

CSE 332 Data Abstractions, Summer 2012

78

## Efficiency

Easy argument: buildHeap is  $O(n \log n)$

- We perform  $n/2$  loop iterations
- Each iteration does one percolateDown, and costs  $O(\log n)$

This is correct, but can make a tighter analysis.

The heights of each percolate are different!

```
void buildHeap() {
    for(i = size/2; i>0; i--) {
        val = arr[i];
        hole = percolateDown(i, val);
        arr[hole] = val;
    }
}
```

June 25, 2012

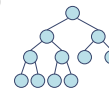
CSE 332 Data Abstractions, Summer 2012

79

## Efficiency

Better argument: buildHeap is  $O(n)$

- We perform  $n/2$  loop iterations
- $1/2$  iterations percolate at most 1 step
- $1/4$  iterations percolate at most 2 steps
- $1/8$  iterations percolate at most 3 steps
- etc.



$$\# \text{ of percolations} < \frac{n}{2} \cdot \left( \frac{1}{2} + \frac{2}{4} + \frac{3}{8} + \dots \right) = \frac{n}{2} \cdot \sum_i \frac{i}{2^i} = \frac{n}{2} \cdot 2 = n$$

Ergo, buildHeap is  $O(n)$

June 25, 2012

CSE 332 Data Abstractions, Summer 2012

80

## Proof of Summation

$$\text{Let } S = \sum_i \frac{i}{2^i} = \frac{1}{2^1} + \frac{2}{2^2} + \frac{3}{2^3} + \frac{4}{2^4} + \dots$$

$$\text{Then } 2S = 1 + \frac{2}{2^1} + \frac{3}{2^2} + \frac{4}{2^3} + \frac{5}{2^4} + \dots$$

$$\text{Then } 2S - S = 1 + \frac{1}{2^1} + \frac{1}{2^2} + \frac{1}{2^3} + \dots = 2$$

June 25, 2012

CSE 332 Data Abstractions, Summer 2012

81

## Lessons from buildHeap

- Without buildHeap, the PQueue ADT allows clients to implement their own buildHeap with worst-case  $\Theta(n \log n)$
- By providing a specialized operation internal to the data structure (with access to the internal data), we can do a much better  $O(n)$  worst case

June 25, 2012

CSE 332 Data Abstractions, Summer 2012

82

## Our Analysis of buildHeap

Correctness:

- Example of a non-trivial inductive proof using loop invariants

Efficiency:

- First analysis easily proved it was at least  $O(n \log n)$
- A "tighter" analysis looked at individual steps to show algorithm is  $O(n)$

Unrelated but consider reading up on the Fallacy of the Heap, also known as Loki's wager

**PARTING THOUGHTS ON  
HEAPS**

June 25, 2012

CSE 332 Data Abstractions, Summer 2012

83

June 25, 2012

CSE 332 Data Abstractions, Summer 2012

84

*What to take away*

- Priority Queues are a simple to understand ADT
- Making a useful data structure for them is tricky
  - Requires creative thinking for implementation
  - Resulting array allows for amazing efficiency

June 25, 2012

CSE 332 Data Abstractions, Summer 2012

85

*What we are skipping (see textbook)*

d-heaps: have  $d$  children instead of 2

- Makes heaps shallower which is useful for heaps that are too big for memory
- The same issue arises for balanced binary search trees (we will study "B-Trees")

Merging heaps

- Given two PQueues, make one PQueue
- $O(\log n)$  merge impossible for binary heaps
- Can be done with specialized pointer structures

Binomial queues

- Collections of binary heap-like structures
- Allow for  $O(\log n)$  insert, delete and merge

June 25, 2012

CSE 332 Data Abstractions, Summer 2012

86