



# CSE332: Data Abstractions

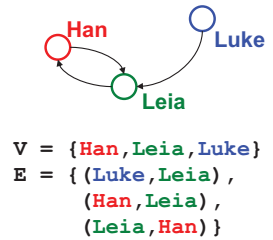
## Lecture 15: Introduction to Graphs

Dan Grossman  
Spring 2012

### Graphs

- A graph is a formalism for representing relationships among items
  - Very general definition because very general concept

- A **graph** is a pair  $G = (V, E)$ 
  - A set of **vertices**, also known as **nodes**
 $V = \{v_1, v_2, \dots, v_n\}$
  - A set of **edges**
 $E = \{e_1, e_2, \dots, e_m\}$ 
    - Each edge  $e_i$  is a pair of vertices  $(v_j, v_k)$
    - An edge “connects” the vertices



- Graphs can be **directed** or **undirected**

### An ADT?

- Can think of graphs as an ADT with operations like `isEdge((vj, vk))`
- But it is unclear what the “standard operations” are
- Instead we tend to develop algorithms over graphs and then use data structures that are efficient for those algorithms
- Many important problems can be solved by:
  - Formulating them in terms of graphs
  - Applying a standard graph algorithm
- To make the formulation easy and standard, we have a lot of *standard terminology* about graphs

### Some Graphs

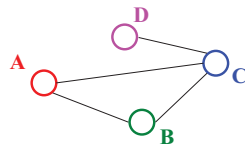
For each, what are the **vertices** and what are the **edges**?

- Web pages with links
- Facebook friends
- “Input data” for the Kevin Bacon game
- Methods in a program that call each other
- Road maps (e.g., Google maps)
- Airline routes
- Family trees
- Course pre-requisites
- ...

Wow: Using the same algorithms for problems across so many domains sounds like “core computer science and engineering”

### Undirected Graphs

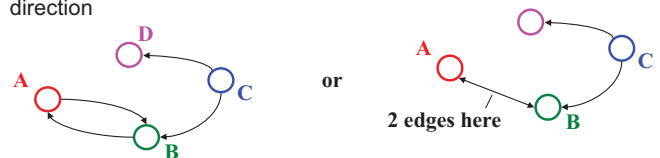
- In **undirected graphs**, edges have no specific direction
  - Edges are always “two-way”



- Thus,  $(u, v) \in E$  implies  $(v, u) \in E$ 
  - Only one of these edges needs to be in the set
  - The other is implicit, so normalize how you check for it
- Degree** of a vertex: number of edges containing that vertex
  - Put another way: the number of adjacent vertices

### Directed Graphs

- In **directed graphs** (sometimes called **digraphs**), edges have a direction



- Thus,  $(u, v) \in E$  does *not* imply  $(v, u) \in E$ .
  - Let  $(u, v) \in E$  mean  $u \rightarrow v$
  - Call  $u$  the **source** and  $v$  the **destination**
- In-Degree** of a vertex: number of in-bound edges, i.e., edges where the vertex is the destination
- Out-Degree** of a vertex: number of out-bound edges, i.e., edges where the vertex is the source

## Self-Edges, Connectedness

- A **self-edge** a.k.a. a **loop** is an edge of the form  $(u, u)$ 
  - Depending on the use/algorithm, a graph may have:
    - No self edges
    - Some self edges
    - All self edges (often therefore implicit, but we will be explicit)
- A node can have a degree / in-degree / out-degree of **zero**
- A graph does not have to be **connected**
  - Even if every node has non-zero degree

Spring 2012

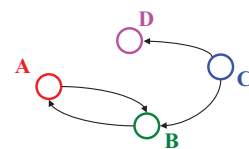
CSE332: Data Abstractions

7

## More Notation

For a graph  $G = (V, E)$

- $|V|$  is the number of vertices
- $|E|$  is the number of edges
  - Minimum?
  - Maximum for undirected?
  - Maximum for directed?
- If  $(u, v) \in E$ 
  - Then  $v$  is a **neighbor** of  $u$ , i.e.,  $v$  is **adjacent** to  $u$
  - Order matters for directed edges
    - $u$  is not **adjacent** to  $v$  unless  $(v, u) \in E$



$V = \{A, B, C, D\}$   
 $E = \{(C, B), (A, B), (B, A), (C, D)\}$

Spring 2012

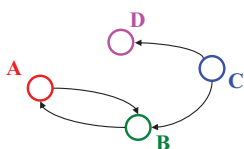
CSE332: Data Abstractions

8

## More notation

For a graph  $G = (V, E)$ :

- $|V|$  is the number of vertices
- $|E|$  is the number of edges
  - Minimum? 0
  - Maximum for undirected?  $|V|(|V+1|)/2 \in O(|V|^2)$
  - Maximum for directed?  $|V|^2 \in O(|V|^2)$   
 (assuming self-edges allowed, else subtract  $|V|$ )
- If  $(u, v) \in E$ 
  - Then  $v$  is a **neighbor** of  $u$ , i.e.,  $v$  is **adjacent** to  $u$
  - Order matters for directed edges
    - $u$  is not **adjacent** to  $v$  unless  $(v, u) \in E$



Spring 2012

CSE332: Data Abstractions

9

## Examples again

Which would use **directed edges**? Which would have **self-edges**?  
 Which would be **connected**? Which could have **0-degree nodes**?

- Web pages with links
- Facebook friends
- “Input data” for the Kevin Bacon game
- Methods in a program that call each other
- Road maps (e.g., Google maps)
- Airline routes
- Family trees
- Course pre-requisites
- ...

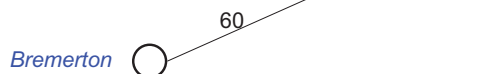


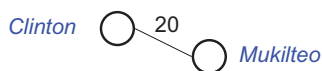
Spring 2012

CSE332: Data Abstractions

10

## Weighted Graphs

- In a weighed graph, each edge has a **weight** a.k.a. **cost**
  - Typically numeric (most examples use ints)
  - *Orthogonal* to whether graph is directed
  - Some graphs allow *negative weights*; many do not



Spring 2012

CSE332: Data Abstractions

11

## Examples

What, if anything, might weights represent for each of these?  
 Do negative weights make sense?

- Web pages with links
- Facebook friends
- “Input data” for the Kevin Bacon game
- Methods in a program that call each other
- Road maps (e.g., Google maps)
- Airline routes
- Family trees
- Course pre-requisites
- ...

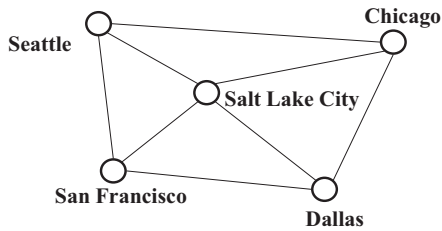
Spring 2012

CSE332: Data Abstractions

12

## Paths and Cycles

- A **path** is a list of vertices  $[v_0, v_1, \dots, v_n]$  such that  $(v_i, v_{i+1}) \in E$  for all  $0 \leq i < n$ . Say "a path from  $v_0$  to  $v_n$ "
- A **cycle** is a path that begins and ends at the same node ( $v_0 = v_n$ )



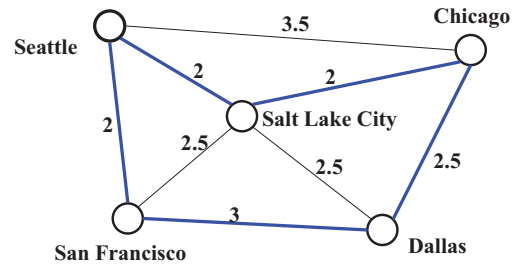
Example: [Seattle, Salt Lake City, Chicago, Dallas, San Francisco, Seattle]

## Path Length and Cost

- Path length:** Number of edges in a path
- Path cost:** Sum of *weights* of edges in a path

Example where

$P = [\text{Seattle}, \text{Salt Lake City}, \text{Chicago}, \text{Dallas}, \text{San Francisco}, \text{Seattle}]$



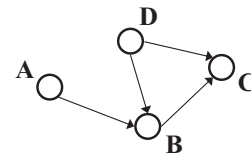
length(P) = 5  
cost(P) = 11.5

## Simple Paths and Cycles

- A **simple path** repeats no vertices, except the first might be the last  
[Seattle, Salt Lake City, San Francisco, Dallas]  
[Seattle, Salt Lake City, San Francisco, Dallas, Seattle]
- Recall, a **cycle** is a path that ends where it begins  
[Seattle, Salt Lake City, San Francisco, Dallas, Seattle]  
[Seattle, Salt Lake City, Seattle, Dallas, Seattle]
- A **simple cycle** is a cycle and a simple path  
[Seattle, Salt Lake City, San Francisco, Dallas, Seattle]

## Paths and Cycles in Directed Graphs

Example:

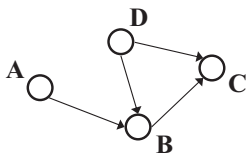


Is there a path from A to D?

Does the graph contain any cycles?

## Paths and Cycles in Directed Graphs

Example:

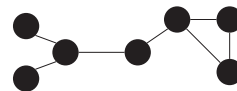


Is there a path from A to D? **No**

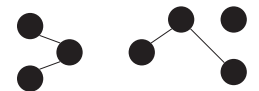
Does the graph contain any cycles? **No**

## Undirected-Graph Connectivity

- An undirected graph is **connected** if for all pairs of vertices  $u, v$ , there exists a *path* from  $u$  to  $v$

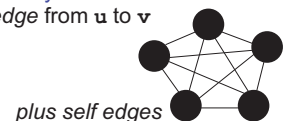


Connected graph



Disconnected graph

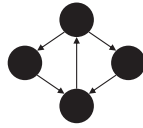
- An undirected graph is **complete**, a.k.a. **fully connected** if for all pairs of vertices  $u, v$ , there exists an *edge* from  $u$  to  $v$



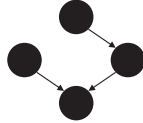
plus self edges

## Directed-Graph Connectivity

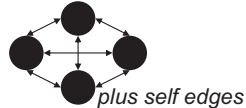
- A directed graph is **strongly connected** if there is a path from every vertex to every other vertex



- A directed graph is **weakly connected** if there is a path from every vertex to every other vertex *ignoring direction of edges*



- A **complete** a.k.a. **fully connected** directed graph has an edge from every vertex to every other vertex



## Examples

For undirected graphs: connected?

For directed graphs: strongly connected? weakly connected?

- Web pages with links
- Facebook friends
- "Input data" for the Kevin Bacon game
- Methods in a program that call each other
- Road maps (e.g., Google maps)
- Airline routes
- Family trees
- Course pre-requisites
- ...

## Trees as Graphs

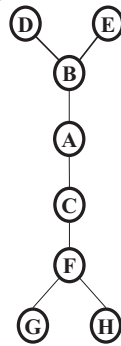
When talking about graphs, we say a **tree** is a graph that is:

- undirected
- acyclic
- connected

So all trees are graphs, but not all graphs are trees

How does this relate to the trees we know and love?...

Example:



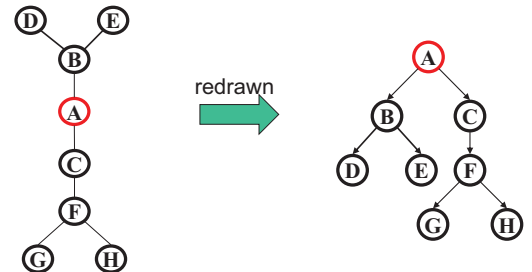
## Rooted Trees

- We are more accustomed to **rooted trees** where:

- We identify a unique root
- We think of edges are directed: parent to children

- Given a tree, picking a root gives a unique rooted tree

- The tree is just drawn differently and with undirected edges



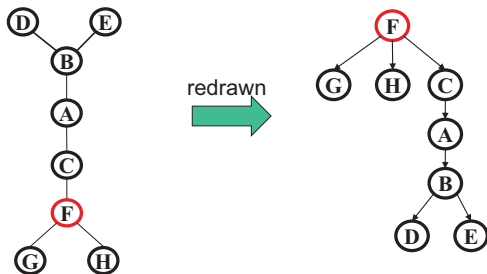
## Rooted Trees

- We are more accustomed to **rooted trees** where:

- We identify a unique root
- We think of edges are directed: parent to children

- Given a tree, picking a root gives a unique rooted tree

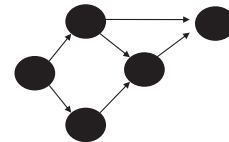
- The tree is just drawn differently and with undirected edges



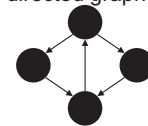
## Directed Acyclic Graphs (DAGs)

- A **DAG** is a directed graph with no (directed) cycles

- Every rooted directed tree is a DAG
- But not every DAG is a rooted directed tree



- Every DAG is a directed graph
- But not every directed graph is a DAG



## Examples

Which of our directed-graph examples do you expect to be a DAG?

- Web pages with links
- "Input data" for the Kevin Bacon game
- Methods in a program that call each other
- Airline routes
- Family trees
- Course pre-requisites
- ...

## Density / Sparsity

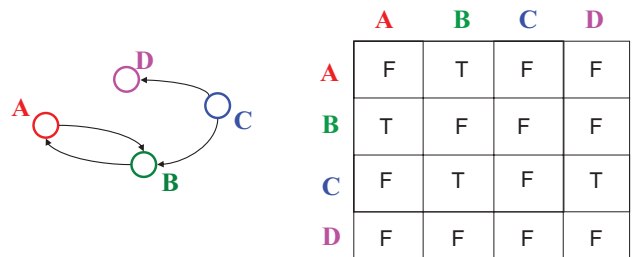
- Recall: In an undirected graph,  $0 \leq |E| < |V|^2$
- Recall: In a directed graph:  $0 \leq |E| \leq |V|^2$
- So for any graph,  $O(|E|+|V|^2)$  is  $O(|V|^2)$
- Another fact: If an undirected graph is *connected*, then  $|V|-1 \leq |E|$
- Because  $|E|$  is often much smaller than its maximum size, we do not always approximate  $|E|$  as  $O(|V|^2)$ 
  - This is a correct bound, it just is often not tight
  - If it is tight, i.e.,  $|E|$  is  $\Theta(|V|^2)$  we say the graph is **dense**
    - More sloppily, dense means "lots of edges"
  - If  $|E|$  is  $O(|V|)$  we say the graph is **sparse**
    - More sloppily, sparse means "most possible edges missing"

## What is the Data Structure?

- So graphs are really useful for lots of data and questions
  - For example, "what's the lowest-cost path from x to y"
- But we need a data structure that represents graphs
- The "best one" can depend on:
  - Properties of the graph (e.g., dense versus sparse)
  - The common queries (e.g., "is  $(u, v)$  an edge?" versus "what are the neighbors of node  $u$ ?")
- So we'll discuss the two standard graph representations
  - [Adjacency Matrix](#) and [Adjacency List](#)
  - Different trade-offs, particularly time versus space

## Adjacency Matrix

- Assign each node a number from 0 to  $|V|-1$
- A  $|V| \times |V|$  matrix (i.e., 2-D array) of Booleans (or 1 vs. 0)
  - If  $M$  is the matrix, then  $M[u][v]$  being **true** means there is an edge from  $u$  to  $v$



## Adjacency Matrix Properties

- Running time to:
  - Get a vertex's out-edges:
  - Get a vertex's in-edges:
  - Decide if some edge exists:
  - Insert an edge:
  - Delete an edge:
- Space requirements:
- Best for sparse or dense graphs?

	A	B	C	D
A	F	T	F	F
B	T	F	F	F
C	F	T	F	T
D	F	F	F	F

## Adjacency Matrix Properties

- Running time to:
  - Get a vertex's out-edges:  $O(|V|)$
  - Get a vertex's in-edges:  $O(|V|)$
  - Decide if some edge exists:  $O(1)$
  - Insert an edge:  $O(1)$
  - Delete an edge:  $O(1)$
- Space requirements:
  - $|V|^2$  bits
- Best for sparse or dense graphs?
  - **Best for dense graphs**

	A	B	C	D
A	F	T	F	F
B	T	F	F	F
C	F	T	F	T
D	F	F	F	F

## Adjacency Matrix Properties

- How will the adjacency matrix vary for an *undirected graph*?
- How can we adapt the representation for *weighted graphs*?

	A	B	C	D
A	F	T	F	F
B	T	F	F	F
C	F	T	F	T
D	F	F	F	F

Spring 2012

CSE332: Data Abstractions

31

## Adjacency Matrix Properties

- How will the adjacency matrix vary for an *undirected graph*?
  - Undirected will be symmetric about diagonal axis
- How can we adapt the representation for *weighted graphs*?
  - Instead of a Boolean, store a number in each cell
  - Need some value to represent 'not an edge'
    - In some situations, 0 or -1 works

	A	B	C	D
A	F	T	F	F
B	T	F	F	F
C	F	T	F	T
D	F	F	F	F

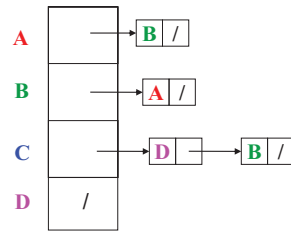
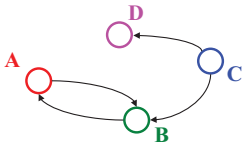
Spring 2012

CSE332: Data Abstractions

32

## Adjacency List

- Assign each node a number from 0 to  $|V|-1$
- An array of length  $|V|$  in which each entry stores a list of all adjacent vertices (e.g., linked list)



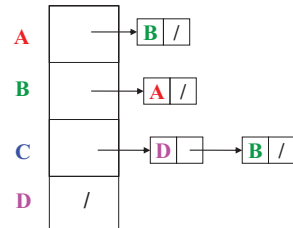
Spring 2012

CSE332: Data Abstractions

33

## Adjacency List Properties

- Running time to:
  - Get all of a vertex's out-edges:
  - Get all of a vertex's in-edges:
  - Decide if some edge exists:
  - Insert an edge:
  - Delete an edge:
- Space requirements:
- Best for dense or sparse graphs?



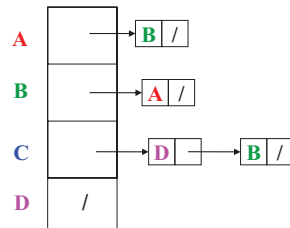
Spring 2012

CSE332: Data Abstractions

34

## Adjacency List Properties

- Running time to:
  - Get all of a vertex's out-edges:  $O(d)$  where  $d$  is out-degree of vertex
  - Get all of a vertex's in-edges:  $O(|E|)$  (but could keep a second adjacency list for this!)
  - Decide if some edge exists:  $O(d)$  where  $d$  is out-degree of source
  - Insert an edge:  $O(1)$  (unless you need to check if it's there)
  - Delete an edge:  $O(d)$  where  $d$  is out-degree of source
- Space requirements:
  - $O(|V|+|E|)$
- Best for dense or sparse graphs?
  - Best for sparse graphs, so usually just stick with linked lists



Spring 2012

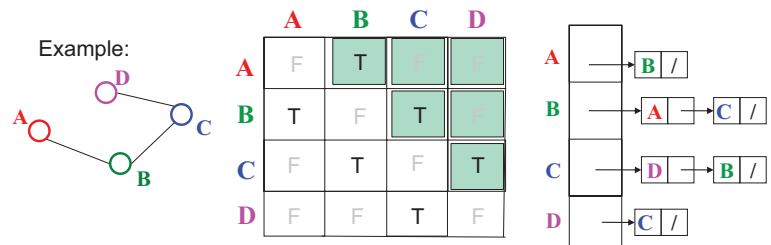
CSE332: Data Abstractions

35

## Undirected Graphs

Adjacency matrices & adjacency lists both do fine for undirected graphs

- Matrix: Can save roughly 2x space
  - But may slow down operations in languages with "proper" 2D arrays (not Java, which has only arrays of arrays)
  - How would you "get all neighbors"?
- Lists: Each edge in two lists to support efficient "get all neighbors"



Spring 2012

CSE332: Data Abstractions

36

## *Next...*

Okay, we can represent graphs

Now let's implement some useful and non-trivial algorithms

- **Topological sort:** Given a DAG, order all the vertices so that every vertex comes before all of its neighbors
- **Shortest paths:** Find the shortest or lowest-cost path from  $x$  to  $y$ 
  - Related: Determine if there even is such a path