

---

# CSE 331

# Software Design & Implementation

Hal Perkins

Winter 2022

System Integration and Software Process

---

# Administrivia

---

- HW9 final deadline ~~Thursday~~ Saturday night, 11 pm using the 2 added late days announced last night. No further extensions or late days.
- Friday class: want to demo different hw9's. Please fill out on-line form by tomorrow evening if we can show yours!
- Final exam Tuesday, 12:30-2:20
  - Same room assignments as for midterm. Last name A-I in GWN 201; J-Z in GWN 301
  - Review session Monday 4:30, JHN 102
  - Anything all quarter could appear, but some emphasis on things since midterm
  - Closed book except for two 5x8 handwritten notecards
- Descriptive titles on discussion board posts, please, and public whenever possible
- Course evals: please fill them out before they disappear over the weekend

# What we didn't do...

---

CSE331 is almost over... ☹️

- Focus on software design, specification, testing, and implementation
  - Absolutely *necessary* stuff for any nontrivial project
- But *not sufficient* for the real world: At least 3 key missing pieces
  - Techniques for larger *systems* and development *teams*
    - This lecture; yes, fair game for a short question on final
    - Major focus of CSE403
  - DevOps/CI/CD/... - installing/updating/managing software reliably on thousands of (or even a few) machines
  - *Usability*: interfaces engineered for *humans*
    - Major focus of CSE440 – something you should take!

# Outline

---

- Software architecture
- Tools
  - For build management
  - For version control
  - For bug tracking
- Scheduling
- Implementation and testing order

# Architecture

---

**Software architecture** refers to the high-level structure of a software system

- A principled approach to partitioning the modules and controlling dependencies and data flow among the modules

Common architectures have well-known names and well-known advantages/disadvantages, just like design patterns

A good architecture ensures:

- Work can proceed in parallel
- Progress can be closely monitored
- The parts combine to provide the desired functionality

# Example architectures

---

Pipe-and-filter (think: iterators)



Layered (think: levels of abstraction)

Blackboard (think: callbacks)

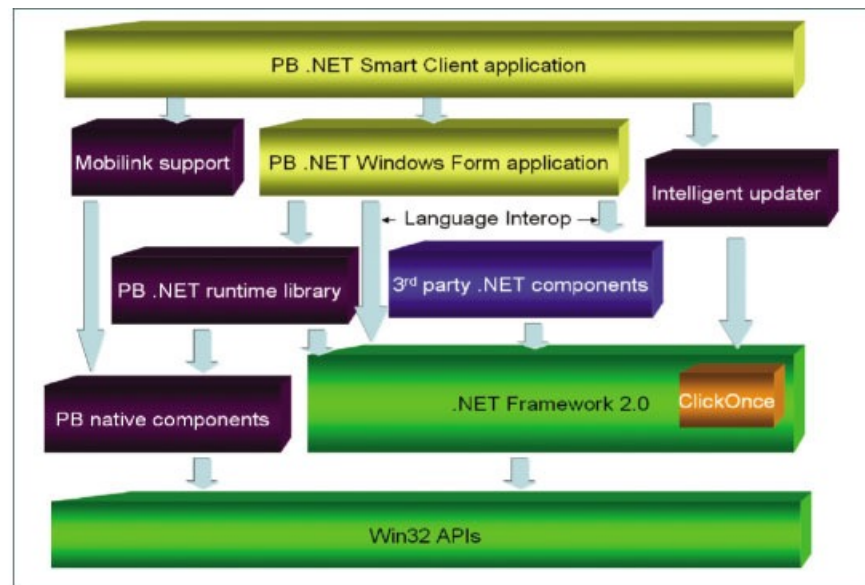
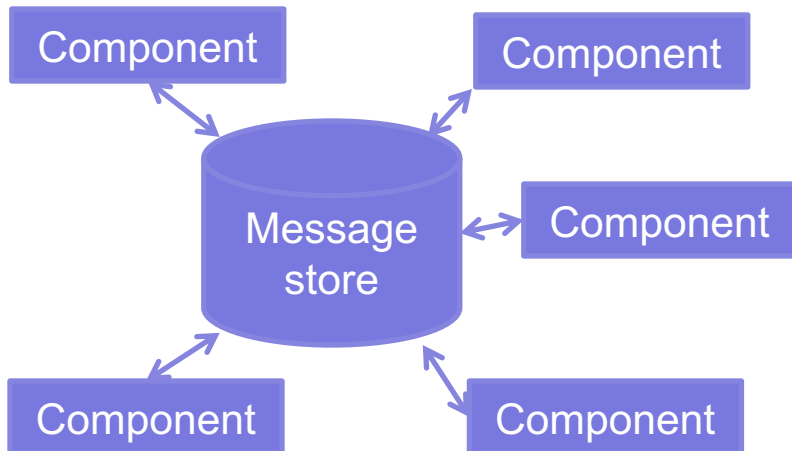


FIGURE 1 | ARCHITECTURAL DIAGRAM OF A POWERBUILDER SMART CLIENT APPLICATION

# A good architecture allows:

---

- Scaling to support large numbers of \_\_\_\_\_
- Adding and changing features
- Integration of acquired components
- Communication with other software
- Easy customization
  - Ideally with no programming
  - Turning users into programmers is good
- Software to be embedded within a larger system
- Recovery from wrong decisions
  - About technology
  - About markets

# System architecture

---

- Have one!
  - Basically lays down communication protocols
- Subject it to serious scrutiny
  - At relatively high level of abstraction
- Strive for simplicity
  - Flat is good
  - Know when to say no
  - A good architecture rules things out
- Reusable components should be a design goal
  - Software is capital
  - This will not happen by accident
  - May compete with other goals of the organization (but less so in the global view and long-term)



# Temptations to avoid

---

- Avoid featuritis
  - Costs under-estimated
    - Effects of scale discounted
  - Benefits over-estimated
    - A Swiss Army knife is rarely the right tool
- Avoid digressions
  - Infrastructure
  - Premature tuning
    - Often addresses the wrong problem
- Avoid quantum leaps
  - Occasionally, great leaps forward
  - More often, into the abyss



# Outline

---

- Software architecture
- Tools
  - For build management
  - For version control
  - For bug tracking
- Scheduling
- Implementation and testing order

# Build tools

---

- Building software requires many tools:
  - Java compiler/JVM, C/C++ compiler, GUI builder, react/node/framework-du-jour, device driver build tool, InstallShield, web server, database, scripting language for build automation, parser generator, test generator, test harness
- Reproducibility is essential
- System may run on multiple devices
  - Each has its own build tools
- Everyone needs to have the same toolset!
  - Wrong or missing tool can drastically reduce productivity
- Hard to switch tools in mid-project

*If you're doing work the computer could do for you,  
then you're probably doing it wrong*

# Version control (source code control)

---

- A version control system lets you:
  - Collect work (code, documents) from all team members
  - Synchronize team members to current source
  - Have multiple teams work in parallel
  - Manage multiple versions, releases of the software
  - Identify regressions more easily
- Example tools:
  - Git, Mercurial (Hg), Buck, Subversion (SVN), ...
- Policies are even more important
  - When to check in, when to update, when to branch and merge, how builds are done
  - Policies need to change to match the state of the project
- Always pull and diff before you commit

# Bug tracking

---

- An issue tracking system supports:
  - Tracking and fixing bugs
  - Identifying problem areas and managing them
  - Communicating among team members
  - Tracking regressions and repeated bugs
- Essential for any non-small or non-short project
- Example tools:
  - JIRA, Bugzilla, Flyspray, Trac, ...
  - Hosted tools (GitLab, GitHub, Sourceforge, ...)

# Bug tracking

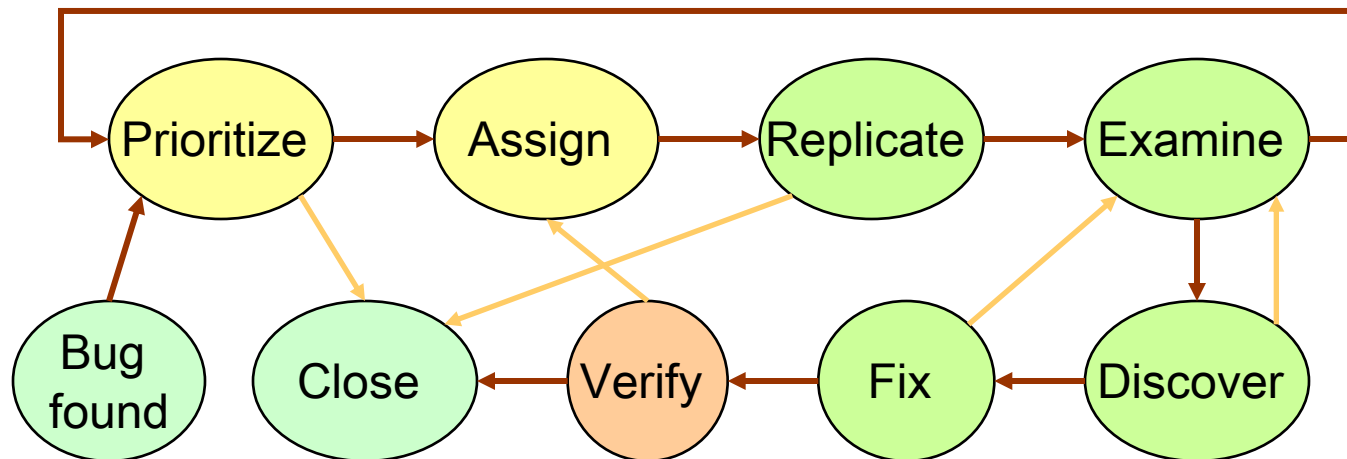
---

Need to configure the bug tracking system to match the project

- Many configurations can be too complex to be useful

A good process is key to managing bugs

- An explicit policy that everyone knows, follows, and believes in



# Outline

---

- Software architecture
- Tools
  - For build management
  - For version control
  - For bug tracking
- Scheduling
- Implementation and testing order

# Scheduling

---

“More software projects have gone awry for lack of calendar time than for all other causes combined.”

-- Fred Brooks, *The Mythical Man-Month*

Three central questions of the software business:

3. When will it be done?
2. How much will it cost?
1. **When will it be done?!?**

- Estimates are almost always too optimistic
- Estimates reflect what one *wishes* to be true
- We confuse *effort* with *progress*
- Progress is poorly monitored
- Slippage is not aggressively treated



# Scheduling is crucial but underappreciated

---

- Scheduling is underappreciated
  - Made to fit other constraints
- A schedule is needed to make slippage visible
  - Must be objectively checkable by outsiders
- Unrealistically optimistic schedules are a disaster
  - Decisions get made at the wrong time
  - Decisions get made by the wrong people
  - Decisions get made for the wrong reasons
- The great paradox of scheduling:
  - Everything takes *twice as long* as you think
  - Hofstadter's Law: It always takes longer than you expect, even when you take into account Hofstadter's Law

# Effort is not the same as progress

---

*Cost* is the product of workers and time

- Reasonable approximation for software: All non-labor costs (everything but salary/benefits) are zero (!)
- Easy to track

*Progress* is more complicated and hard to track

- People don't like to admit lack of progress
  - Progress is mis-estimated
  - Think they can catch up before anyone notices
- Design the process and architecture to facilitate tracking

# How does a project get to be one year late?

---

One day at a time...

- It's not the hurricanes that get you
- It's the termites
  - Tom missed a meeting
  - Mary's keyboard broke
  - The compiler wasn't updated
  - ...

If you find yourself ahead of schedule

- Don't relax
- Don't add features

# Controlling the schedule

---

- First, you must have one
- Avoid non-verifiable milestones
  - 90% of coding done
  - 90% of debugging done
  - Design complete
- 100% events are *verifiable milestones*
  - Module 100% coded
  - Unit testing successfully complete
- Need *critical path* chart (Gantt chart, PERT chart – directed graphs of which parts of the project depend on others)
  - Know effects of slippage
  - Know what to work on when

# Milestones

---

- Milestones are critical keep the project on track
  - Policies may change at major milestones
  - Check-in rules, build process, etc.
- Some typical milestones (names)
  - Design complete
  - Interfaces complete / feature complete
  - Code complete / code freeze
  - Alpha release
  - Beta release
  - Release candidate (RC)
  - FCS (First Commercial Shipment) release
- More recent ("agile") practices blur these together, but still a useful model

# Dealing with slippage

---

- People must be held accountable
  - Slippage is not inevitable
  - Software should be on time, on budget, and on function
- Four options
  - Add people – startup cost (“*mythical staff-month*”)
  - Buy components – hard in mid-stream
  - Change deliverables – customer must approve
  - Change schedule – customer must approve
- Take no small slips
  - One big adjustment is better than three small ones

# Outline

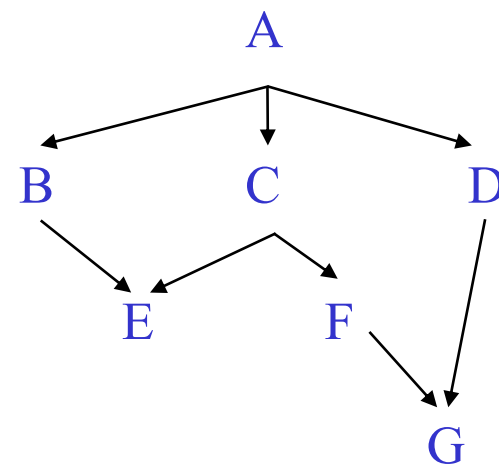
---

- Software architecture
- Tools
  - For build management
  - For version control
  - For bug tracking
- Scheduling
- Implementation and testing order

# How to code and test your design

---

- You have a design and architecture
  - Need to code and test the system
- Key question, what to do when?
- Suppose the system has this module dependency diagram
  - In what order should you address the pieces?

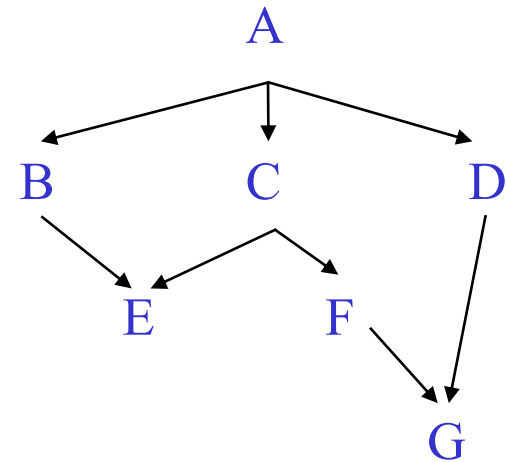




# Bottom-up

---

- Implement/test children first
  - For example: G, E, B, F, C, D, A
- First, test G stand-alone (also E)
  - Generate test data as discussed earlier
  - Construct drivers
- Next, implement/test B, F, C, D
- No longer *unit testing*: using lower-level modules
  - A test of module M tests:
    - whether M works, *and*
    - whether modules that M calls behave as expected
  - When a failure occurs, many possible sources of defect
  - Integration testing is hard, irrespective of order



# Building drivers

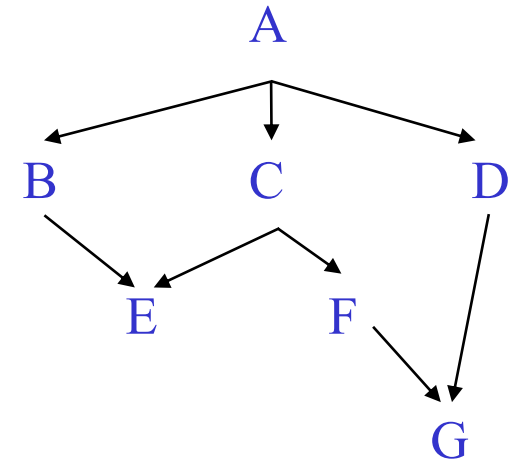
---

- Use a person
  - *Simplest* choice, but also *worst* choice
  - Errors in entering data are inevitable
  - Errors in checking results are inevitable
  - Tests are not easily reproducible
    - Problem for debugging
    - Problem for regression testing
  - Test sets stay small, don't grow over time
  - Testing cannot be done as a background task
- Better alternative: Automated drivers in a test harness

# Top-down

---

- Implement/test parents (clients) first
  - Here, we start with A
- To run A, build *stubs* to simulate B, C, and D
- Next, choose a successor module, e.g., B
  - Build a stub for E
  - Drive B using A
- Suppose C is next
  - Can we reuse the stub for E?  
(Maybe, but maybe need something different)



# Implementing a stub

---

- Query a person at a console
  - Same drawbacks as using a person as a driver
- Print a message describing the call
  - Name of procedure and arguments
  - Fine if calling program does not need result
    - More common than you might think!
- Provide “canned” or generated sequence of results
  - Often sufficient
  - Generate using criteria used to generate data for unit test
  - May need different stubs for different callers
- Provide a primitive (inefficient & incomplete) implementation
  - Best choice, if not too much work
  - Look-up table often works
  - Sometimes called “*mock objects*” or fakes

# Comparing top-down and bottom-up

---

- Criteria
  - What kinds of errors are caught when?
  - How much integration is done at a time?
  - Distribution of testing time?
  - Amount of work?
  - What is working when (during the process)?
- Neither dominates
  - Useful to understand advantages/disadvantages of each
  - Helps you to design an appropriate mixed strategy

# Catching design errors

---

- Top-down tests global decisions first
  - E.g., what system does
  - Most devastating place to be wrong
  - Good to find early
- Bottom-up uncovers efficiency problems earlier
  - Constraints often propagate downward
  - You may discover they can't be met at lower levels

# What components work, when?

---

- Bottom-up involves lots of invisible activity
  - 90% of code written and debugged
  - Yet little that can be demonstrated
- Top-down depth-first
  - Earlier completion of useful partial versions

# Amount of integration at each step

---

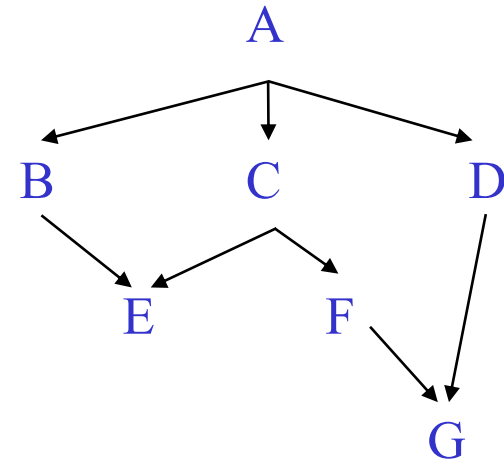
- Less is better
- Top-down adds one module at a time
  - When an error is detected, either:
    - Lower-level module doesn't meet specification
    - Higher-level module tested with bad stub
- Bottom-up adds one module at a time
  - Connect it to multiple modules
  - Thus integrating more modules at each step
  - More places to look for error



# Amount of work

---

- Always need test harness
- Top-down
  - Build stubs but not drivers
- Bottom-up
  - Build drivers but not stubs
- Stubs are usually more work than drivers
  - Particularly true for data abstractions
- On average, top-down requires more non-deliverable code
  - Not necessarily bad



# Distribution of testing time

---

- Integration is what takes the time
- Bottom-up gets harder as you proceed
  - You may have tested 90% of code
    - But you still have far more than 10% of the work left
  - Makes prediction difficult
- Top-down effort is more evenly distributed
  - Better predictions
  - Uses more machine time (could be an issue)
    - Because we're testing overall functionality (even if stubs are used)

# One good way to structure an implementation

---

- Largely top-down
  - But always unit test modules
- Bottom-up
  - When stubs are too much work [just implement real thing]
  - Low level module that is used in lots of places
  - Low-level performance concerns
- Depth-first, visible-first
  - Allows interaction with customers, like prototyping
  - Lowers risk of having nothing useful
  - Improves morale of customers and programmers
    - Needn't explain how much invisible work done
    - Better understanding of where the project is
    - Don't have integration hanging over your head

# Test harnesses

---

- Goals:
  - Increase amount of testing over time
  - Facilitate regression testing
  - Reduce human time spent on testing
- Take input from a file
- Call module being tested
- Save results (if possible)
  - Including performance information
- Check results
  - At best, is correct
  - At worst, same as last time
- Generate reports

# Regression testing

---

- Ensure that things that used to work still do
  - Including performance
  - Whenever a change is made
- Knowing exactly when a bug is introduced is important
  - Keep old test results
  - Keep versions of code that match those results
  - Storage is cheap

# Perspective...

---

- Software project management is challenging
  - There are still major disasters – projects that go way over budget, take much longer than planned, or are abandoned after large investments
  - Disasters usually stem from lack of discipline
  - Always new challenges; we never build the same thing twice
  - We're better at it than we used to be, but not there yet
    - (is “software engineering” real “engineering”?)
- Project management is a mix of hard and [so-called] soft skills
- We've only skimmed the surface
  - Next: CSE 403, internship, your startup, ???