



How the customer explained it



How the Project Leader understood it




How the Analyst designed it




How the Programmer wrote it



How the Business Consultant described it




How the project was documented




What operations installed



How the customer was billed



How it was supported



What the customer really needed

Section 9:

Design Patterns

Slides by Alex Mariakakis

with material from David Mailhot,
Hal Perkins, Mike Ernst

What Is A Design Pattern

- A standard solution to a common programming problem
- A technique for making code more flexible
- Shorthand for describing program design and how program components are connected

Creational Patterns

- Problem: Constructors in Java are not flexible
 - Always return a fresh new object, never reuse one
 - Can't return a subtype of the class they belong to
- Solution: Creational patterns!
 - Sharing
 - Singleton
 - Interning
 - Flyweight
 - Factories
 - Factory method
 - Factory object
 - Builder

Creational Patterns: Sharing

- The old way: Java constructors always create a new object
- **Singleton:** only one object exists at runtime
- **Interning:** only one object *with a particular (abstract) value* exists at runtime
- **Flyweight:** separate intrinsic and extrinsic state, represents them separately, and interns the intrinsic state

Singleton

- For a class where only one object of that class can ever exist
- “Ensure a class has only one instance, and provide a global point of access to it.” -- GoF, *Design Patterns*
- Two possible implementations
 - Eager initialization: creates the instance when the class is loaded to guarantee availability
 - Lazy initialization: only creates the instance once it's needed to avoid unnecessary creation

Singleton

- Eager initialization

```
public class Bank {  
    private static Bank INSTANCE = new Bank();  
  
    // private constructor  
    private Bank() { ... }  
  
    // factory method  
    public static Bank getInstance() {  
        return INSTANCE;  
    }  
}
```

```
Bank b = new Bank();  
Bank b = Bank.getInstance();
```

Singleton

- Lazy initialization

```
public class Bank {
    private static Bank INSTANCE;

    // private constructor
    private Bank() { ... }

    // factory method
    public static Bank getInstance() {
        if (INSTANCE == null) {
            INSTANCE = new Bank();
        }
        return INSTANCE;
    }
}

Bank b = new Bank();
Bank b = Bank.getInstance();
```


Singleton

- Would you prefer eager or lazy instantiation for an `HttpRequest` class?
 - handles authentication
 - definitely needed for any HTTP transaction
- Would you prefer eager or lazy instantiation for a `Comparator` class?
 - compares objects
 - may or may not be used at runtime

Singleton

```
public class HttpRequest {
    private static class HttpRequestHolder {
        public static final HttpRequest INSTANCE =
            new HttpRequest();
    }

    /* Singleton - Don't instantiate */
    private HttpRequest() { ... }

    public static HttpRequest getInstance() {
        return HttpRequestHolder.INSTANCE;
    }
}
```

Singleton

```
public class LengthComparator implements Comparator<String> {
    private int compare(String s1, String s2) {
        return s1.length()-s2.length();
    }

    /* Singleton - Don't instantiate */
    private LengthComparator() { ... }
    private static LengthComparator comp = null;

    public static LengthComparator getInstance() {
        if (comp == null) {
            comp = new LengthComparator();
        }
        return comp;
    }
}
```

Interning

- Similar to Singleton, except instead of just having one object per class, there's one object per **abstract value** of the class
- Saves memory by compacting multiple copies

Interning

```
public class Point {
    private int x, y;

    public Point(int x, int y) {
        this.x = x;
        this.y = y;
    }

    public int getX() { return x; }
    public int getY() { return y; }

    @Override
    public String toString() {
        return "(" + x + "," + y + ")";
    }
}
```

Interning

```
public class Point {
    private static Map<String, Point> instances =
        new WeakHashMap<String, Point>();

    public static Point getInstance(int x, int y) {
        String key = x + ",", + y;
        if (!instances.containsKey(key))
            instances.put(key, new Point(x,y));
        return instances.get(key);
    }

    private final int x, y; // immutable
    private Point(int x, int y) {...}
}
```

Requires the class being interned to be immutable. Why?

Interning

- What if `Points` were represented in polar coordinates?
- What further checks are necessary to make sure these kinds of `Points` are interned correctly?

Interning

```
public class Point {
    private static Map<String, Point> instances =
        new WeakHashMap<String, Point>();

    public static Point getInstance(double r, double theta) {
        double normalizedTheta = normalize(theta);
        String key = r + "," + normalizedTheta;
        if (!instances.containsKey(key))
            instances.put(key,
                new Point(r, normalizedTheta));
        return instances.get(key);
    }

    private final double r, theta; // immutable
    private Point(double r, double theta) {...}
}
```

Why do we need to normalize?

Factories

- Suppose we want a constructor for Set that takes a list as a parameter, and produces a TreeSet if the list is sorted, and a HashSet otherwise.
- Is this possible?

Factories

- Factories solve the problem that Java constructors cannot return a subtype of the class they belong to
- Two options:
 - Factory method
 - Helper method creates and returns objects
 - Method defines the interface for creating an object, but defers instantiation to subclasses
 - Factory object
 - Abstract superclass defines what can be customized
 - Concrete subclass does the customization, returns appropriate subclass

Factory Method

```
public static Set produceSet(List list) {  
    if (isSorted(list)) {  
        return new TreeSet(list);  
    } else {  
        return new HashSet(list);  
    }  
}
```

Factory Object

```
interface SetFactory {  
    Set getSet();  
}  
class HashSetFactory implements SetFactory {  
    public Set getSet() {  
        return new HashSet();  
    }  
}
```

Builder

- The class has an inner class `Builder` and is created using the `Builder` instead of the constructor
- The `Builder` takes optional parameters via setter methods (e.g., `setX()`, `setY()`, etc.)
- When the client is done supplying parameters, she calls `build()` on the `Builder`, finalizing the builder and returning an instance of the object desired
- Useful when you have many constructor parameters
 - It is hard to remember which order they should all go in
- Easily allows for optional parameters
 - If you have n optional parameters, you need 2^n constructors, but only one builder

Builder

```
public class NutritionFacts {
    // required
    private final int servingSize, servings;
    // optional
    private final int calories, fat, sodium;

    public NutritionFacts(int servingSize, int servings) {
        this(servingSize, servings, 0);
    }
    public NutritionFacts(int servingSize, int servings, int calories) {
        this(servingSize, servings, calories, 0);
    }
    public NutritionFacts(int servingSize, int servings, int calories, int fat) {
        this(servingSize, servings, calories, fat, 0);
    }
    ...
    public NutritionFacts(int servingSize, int servings, int calories, int fat,
        int sodium) {
        this.servingSize = servingSize;
        this.servings    = servings;
        this.calories    = calories;
        this.fat         = fat;
        this.sodium      = sodium;
    }
}
```

Builder

```
public class NutritionFacts {
    private final int servingSize, servings, calories, fat, sodium;

    public static class Builder {
        // required
        private int servingSize, servings;
        // optional, initialized to default values
        private int calories = 0;
        private int fat = 0;
        private int sodium = 0;

        public Builder(int servingSize, int servings) {
            this.servingSize = servingSize;
            this.servings = servings;
        }
        public Builder calories(int val) { calories = val; return this; }
        public Builder fat(int val) { fat = val; return this; }
        public Builder sodium(int val) { sodium = val; return this; }
        public NutritionFacts build() { return new NutritionFacts(this); }
    }

    public NutritionFacts(Builder builder) {
        this.servingSize = builder.servingSize;
        this.servings = builder.servings;
        this.calories = builder.calories;
        this.fat = builder.fat;
        this.sodium = builder.sodium;
    }
}
```

Structural Patterns

- Problem: Sometimes difficult to realize relationships between entities
 - Important for code readability
- Solution: Structural patterns!
 - We're just going to talk about **wrappers**, which translate between incompatible interfaces

Pattern	Functionality	Interface	Purpose
Adapter	same	different	modify the interface
Decorator	different	same	extend behavior
Proxy	same	same	restrict access

Adapter

- Changes an interface without changing functionality
 - Rename a method
 - Convert units
- Examples:
 - Angles passed in using radians vs. degrees
 - Bytes vs. strings

Decorator

- Adds functionality without changing the interface
 - Add caching
- Adds to existing methods to do something additional while still preserving the previous spec
 - Add logging
- Decorators can remove functionality without changing the interface
 - `UnmodifiableList` with `add()` and `put()`

Proxy

- Wraps the class while maintaining the same interface and functionality
- Integer vs. int, Boolean vs. boolean
- Controls access to other objects
 - Communication: manage network details when using a remote object
 - Security: permit access only if proper credentials
 - Creation: object might not yet exist because creation is expensive

Activity

Adapter, Builder, Decorator, Factory, Flyweight, Intern, Model-View-Controller (MVC), Proxy, Singleton, Visitor, Wrapper

- What pattern would you use to...
 - add a scroll bar to an existing window object in Swing
 - We have an existing object that controls a communications channel. We would like to provide the same interface to clients but transmit and receive encrypted data over the existing channel.

Activity

Adapter, Builder, Decorator, Factory, Flyweight, Intern, Model-View-Controller (MVC), Proxy, Singleton, Visitor, Wrapper

- What pattern would you use to...
 - add a scroll bar to an existing window object in Swing
 - Decorator
 - We have an existing object that controls a communications channel. We would like to provide the same interface to clients but transmit and receive encrypted data over the existing channel.
 - Proxy