

# That's Enough Counting

CSE 312 Spring 24  
Lecture 4



Today

Two More Rules

Practice, Practice, Practice



# Pigeonhole Principle



---



# Pigeonhole Principle

If you have 5 pigeons, and place them into 4 holes, then...

At least two pigeons are in the same hole.





# Pigeonhole Principle

If you have 5 pigeons, and place them into 4 holes, then...

**At least** two pigeons are in the same hole.

It might be more than two.



# Strong Pigeonhole Principle

If you have  $n$  pigeons and  $k$  pigeonholes, then there is at least one pigeonhole that has at least  $\lceil \frac{n}{k} \rceil$  pigeons.

$\lceil a \rceil$  is the "ceiling" of  $a$  (it means always round up,  $\lceil 1.1 \rceil = 2$ ,  $\lceil 1 \rceil = 1$ ).

$$\lceil \frac{n}{k} \rceil$$

$$\lceil 1.1 \rceil = 2, \quad \lceil 1 \rceil = 1$$

# An example

If you have to take 10 classes, and have 3 quarters to take them in, then...

Pigeons: The classes to take

Pigeonholes: The quarter

Mapping: Which quarter you take the class in.

Applying the (generalized) pigeonhole principle, there is at least one quarter where you take at least  $\left\lceil \frac{10}{3} \right\rceil = 4$  courses.

# Practical Tips

When the pigeonhole principle is the right tool, it's usually the first thing you'd think of or the absolute last thing you'd think of.

For **really** tricky ones, we'll warn you in advance that it's the right method (you'll see one in the section handout).

When applying the principle, say:

What are the pigeons

What are the pigeonholes

How do you map from pigeons to pigeonholes

Look for – a set you're trying to divide into groups, where collisions would help you somehow.




# One More Counting Rule

You're going to buy one-dozen donuts (i.e., 12 donuts)

There are chocolate, strawberry, coconut, blueberry, and lemon (i.e. five types)

How many different donut boxes can you buy?

Consider two boxes the same if they contain the same number of every kind of donut (order doesn't matter)



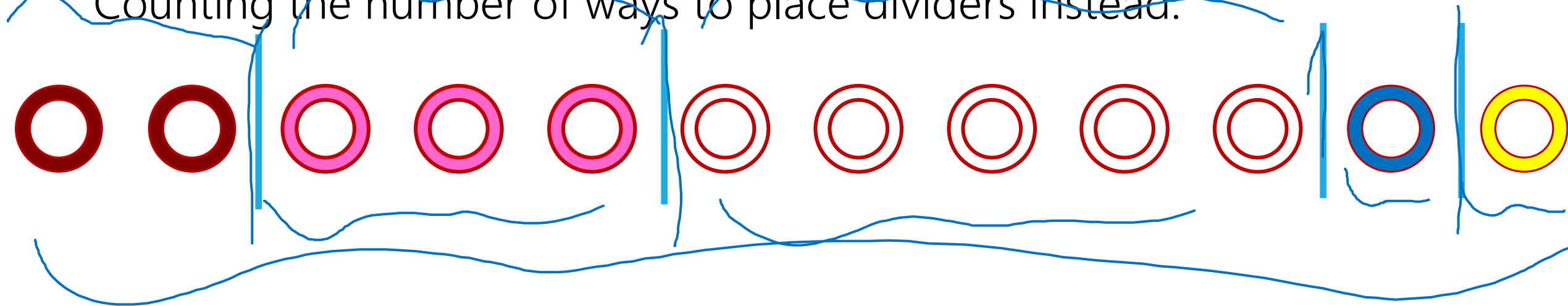
# One More Counting Rule

You're going to buy one-dozen donuts (i.e., 12 donuts)

There are chocolate, strawberry, coconut, blueberry, and lemon (i.e. five types)

Put donuts in order by type, then put dividers between the types.

Counting the number of ways to place dividers instead.



# Explanation 1

Think of it as a string.

There are  $12 + (5 - 1)$  characters.

But 12 are the "donut" character (identical) and 4 are the "divider" character (identical).


So?

$$\frac{16!}{12!4!}$$

i.e.,  $\binom{16}{4}$

A handwritten blue ink calculation showing the expression  $\frac{16!}{12!4!}$ . The number 16 is written with an exclamation point, followed by a horizontal line. Below the line, the numbers 12 and 4 are written with exclamation points, separated by a space. A second horizontal line is drawn below 12! and 4!. A thick blue underline is drawn at the bottom of the entire expression.

# Placing Dividers



Place a divider – how many possible locations are there?

13 – before donut 1, before 2, ..., before donut 12, after donut 12.

# Placing Dividers




Place a divider – how many possible locations are there?

13 – before donut 1, before 2, ..., before donut 12, after donut 12.

Place the second divider, how many possible locations are there?

14 – one of the previous spots was split ("before" and "after" the last divider)

# Placing Dividers



Place a divider – how many possible locations are there?


13 – before donut 1, before 2, ..., before donut 12, after donut 12.

Place the second divider, how many possible locations are there?

14 – one of the previous spots was split ("before" and "after" the first divider)

In general, placing divider  $i$  has  $12 + i$  possible locations.

# Wrapping Up




We had 12 donuts, how many dividers do we need?

4 (to divide into 5 groups)

Count so far:  $13 \cdot 14 \cdot 15 \cdot 16$

Are we done?

# Wrapping Up



Count so far:  $13 \cdot 14 \cdot 15 \cdot 16$

This count treats all dividers as different – they're not! Divide by  $4!$ .

For  $n$  donuts of  $k$  types


$$\frac{(n+1)(n+2)\cdots(n+k-1)}{(k-1)!}$$



That's a combination!  $\binom{n+k-1}{k-1}$

$$\frac{(n+k-1)!}{(k-1)! n!}$$



# Wrapping Up



We wrote down a "string" consisting of  $n$   and  $k - 1$    $n + k - 1$  characters,  $n$  "donuts" are identical,  $k - 1$  "dividers" are identical, so divide by the rearrangements (like we did for SEATTLE).

# In General

To pick  $n$  objects from  $k$  groups (where order doesn't matter and every element of each group is indistinguishable), use the formula:

$$\binom{n+k-1}{k-1}$$

The counting technique we did is often called "stars and bars" using a "star" instead of a donut shape, and calling the dividers "bars"

# We've seen lots of ways to count

Sum rule (split into disjoint sets)

Product rule (use a sequential process)

Combinations (order doesn't matter)

Permutations (order does matter)

Principle of Inclusion-Exclusion

Complementary Counting

"Stars and Bars"  $\binom{n+k-1}{k-1}$

Niche Rules (useful in very specific circumstances)

Binomial Theorem

Pigeonhole Principle





# Practice

How do we know which rule to apply?

With practice you can pick out patterns for which ones might be plausible.

But if as you're working you realize things are getting out of control, put it aside and try something different.

# Cards

A "standard" deck of cards has 52 cards. Each card has a suit  
diamonds ,  
hearts ,  
clubs ,  
spades 

and a value (Ace, 2, 3, 4, 5, 6, 7, 8, 9, 10, Jack, Queen, King).

A "5-card-hand" is a set of 5 cards

How many five-card "flushes" are there? – a flush is a hand of cards all of the same suit.

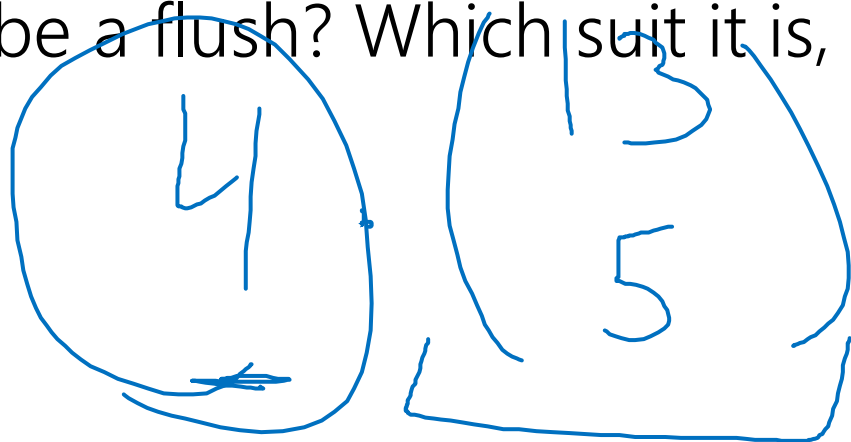
# Cards

How many five-card "flushes" are there? – a flush is a hand of cards all of the same suit.

Way 1: How can I describe a flush? Which suit it is, and which values:

$$\binom{4}{1} \cdot \binom{13}{5}$$

$$\frac{13!}{8! \cdot 5!}$$



$$\frac{13 \cdot 12 \cdot 11 \cdot 10 \cdot 9}{5!}$$

# Cards

Way 2: Pretend order matters. The first card can be anything, After that, you'll have 12 options (the remaining cards of the suit), then 11, ...

Then divide by  $5!$ , since order isn't supposed to matter.

$$\frac{52 \cdot 12 \cdot 11 \cdot 10 \cdot 9}{5!}$$

This is the same number as what we got on the last slide!

$$4 \cdot 13$$

# A Solution with a Problem

You wish to count the number of 5-card hands with at least 3 aces.

There are 4 Aces (and 48 non aces)

$$\binom{4}{3} \cdot \binom{49}{2}$$

Choose the three aces. Then of the 49 remaining cards (the last ace is allowed as well, because we're allowed to have all 4)

What's wrong with this calculation?

What's the right answer?

Fill out the poll everywhere so Robbie knows how long to explain  
Go to [pollev.com/robbie](https://pollev.com/robbie)



# A Solution with a Problem

For a hand, there should be exactly one set of choices in the sequential process that gets us there.

$\{A\clubsuit, A\spadesuit, A\diamondsuit\}$   $\{A\heartsuit, K\spadesuit\}$

And

$\{A\clubsuit, A\spadesuit, A\heartsuit\}, \{A\diamondsuit, K\spadesuit\}$

Are two different choices of the process, but they lead to the same hand!

# A Solution with a Problem

We could count exactly which hands appear more than once, and how many times each appears and compensate for it.

See the extra slides at the end.

An easier solution is to try again...

The problem was trying to account for the "at least" – come up with disjoint sets and count separately.

$$\binom{4}{3} \cdot \binom{48}{2} + \binom{4}{4} \cdot \binom{48}{1}$$

If there are exactly 3 aces, we choose which 3 of the 4, then choose which 2 cards among the 48 non-aces. If all 4 aces appear, then one of the remaining 48 cards finishes the hand. Applying the sum rule completes the calculation.

# Takeaway

It's hard to count sets where one of the conditions is "at least  $X$ "

You usually need to break those conditions up into disjoint sets and use the sum rule.

# Another Problem

You have to choose 8 pieces of fruit. There are apples, oranges, and bananas.

You need to pick at most 2 apples and at least 1 banana. How many sets of fruit can you choose?

# Another Problem

You have to choose 8 pieces of fruit. There are apples, oranges, and bananas.

You need to pick at most 2 apples and at least 1 banana. How many sets of fruit can you choose?

Divide into cases based on number of apples:

0 apples: 1 to 8 bananas possible (8 options)

1 apple: 1 to 7 bananas possible (7 options)

2 apples: 1 to 6 bananas possible (6 options)

21 total (by sum rule)

# Another Problem

You have to choose 8 pieces of fruit. There are apples, oranges, and bananas. You need to pick at most 2 apples and at least 1 banana. How many sets of fruit can you choose?

Pick out your first banana. Problem is now to pick 7 fruits (at most 2 apples, allowed to take apples oranges and bananas)

Ignore apple restriction, and subtract off when too many apples:

Ignore restriction:  $\binom{7+3-1}{3-1}$

$\geq 3$  apples,  $\binom{4+3-1}{3-1}$  (choose 3 apples first, pick 4 remaining)

Total:  $\binom{9}{2} - \binom{6}{2} = 36 - 15 = 21$

# Takeaways

For donut-counting style problems with “twists”, it sometimes helps to “just throw the first few in the box” to get a problem that is exactly in the donut-counting framework.

When you can do a problem two **very** different ways and get the same answer, you get much more confident in the answer.



## Fixing The Overcounting





# A Solution with a Problem

You wish to count the number of 5-card hands with at least 3 aces.

There are 4 Aces (and 48 non aces)

$$\binom{4}{3} \cdot \binom{49}{2}$$

Choose the three aces. Then of the 49 remaining cards (the last ace is allowed as well, because we're allowed to have all 4)

What's wrong with this calculation?

When do we overcount?

If there are exactly 4 Aces in the hand, then we count the hand 4 different times (once for each ace as an "extra" one:

$\{A_{\clubsuit}, A_{\spadesuit}, A_{\diamondsuit}\}, \{A_{\heartsuit}, ?\}$

$\{A_{\clubsuit}, A_{\spadesuit}, A_{\heartsuit}\}, \{A_{\diamondsuit}, ?\}$

$\{A_{\clubsuit}, A_{\heartsuit}, A_{\diamondsuit}\}, \{A_{\spadesuit}, ?\}$

$\{A_{\heartsuit}, A_{\spadesuit}, A_{\diamondsuit}\}, \{A_{\clubsuit}, ?\}$

# How much do we overcount?

There are 48 such hands (one for every card that could be “?” on the last slide)

So we've counted  $3 \cdot 48$  processes that shouldn't count.

That would give a corrected total of  $\binom{4}{3} \cdot \binom{49}{2} - 3 \cdot 48$

This is the same number as we got during lecture with our other counting.