


# Discrete probability

---



Readings: BT 1.1-1.2, Rosen 6.1-6.2

**Sample space:**  $S$  is the set of all possible outcomes of an experiment ( $\Omega$  in your text book—Greek uppercase omega)

Coin flip:  $S = \{\text{Heads, Tails}\}$

Flipping two coins:  $S = \{(H,H), (H,T), (T,H), (T,T)\}$

Roll of one 6-sided die:  $S = \{1, 2, 3, 4, 5, 6\}$

# emails in a day:  $S = \{x : x \in \mathbb{Z}, x \geq 0\}$

YouTube hrs. in a day:  $S = \{x : x \in \mathbb{R}, 0 \leq x \leq 24\}$

---

**Events:**  $E \subseteq S$  is some subset of the sample space

Coin flip is heads:  $E = \{\text{Head}\}$

At least one head in 2 flips:  $E = \{(H,H), (H,T), (T,H)\}$

Roll of die is 3 or less:  $E = \{1, 2, 3\}$

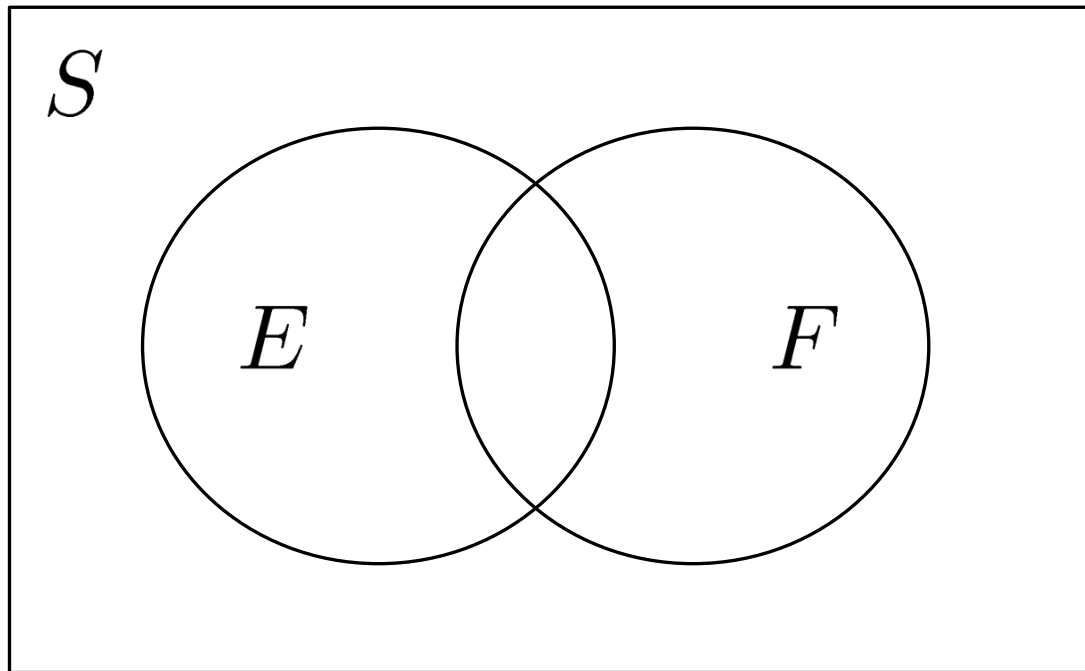
# emails in a day  $< 20$ :  $E = \{x : x \in \mathbb{Z}, 0 \leq x < 20\}$

Wasted day ( $>5$  YT hrs):  $E = \{x : x \in \mathbb{R}, x > 5\}$

## set operations on events

---

$E$  and  $F$  are events in the sample space  $S$

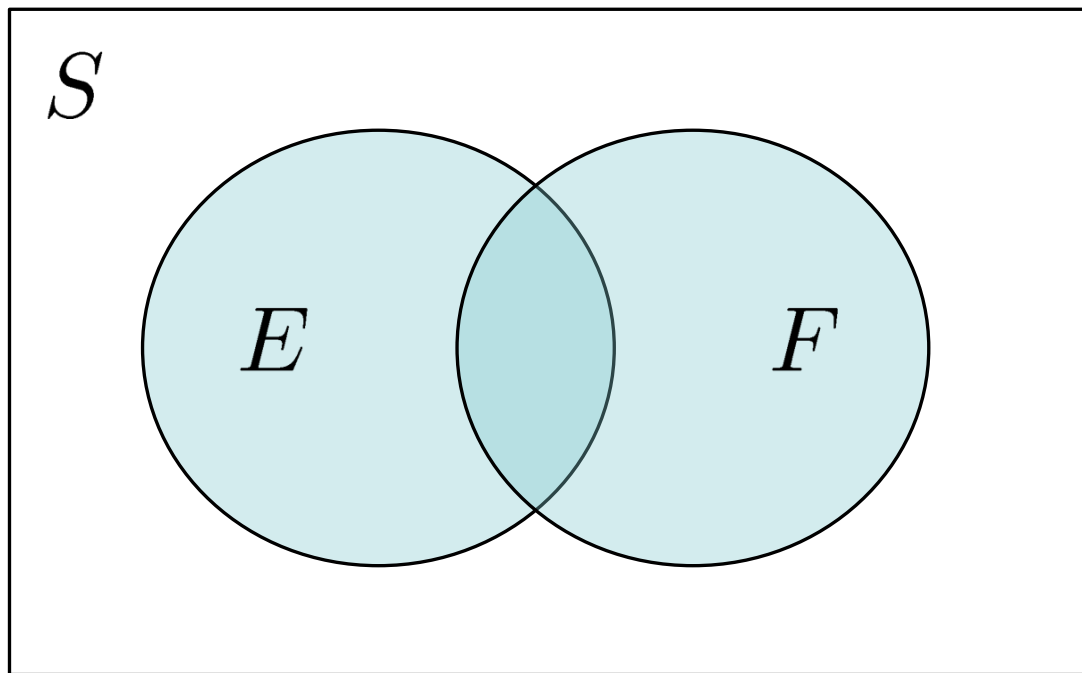


## set operations on events

---

$E$  and  $F$  are events in the sample space  $S$

Event “ $E$  OR  $F$ ”, written  $E \cup F$



$S = \{1,2,3,4,5,6\}$   
outcome of one die roll

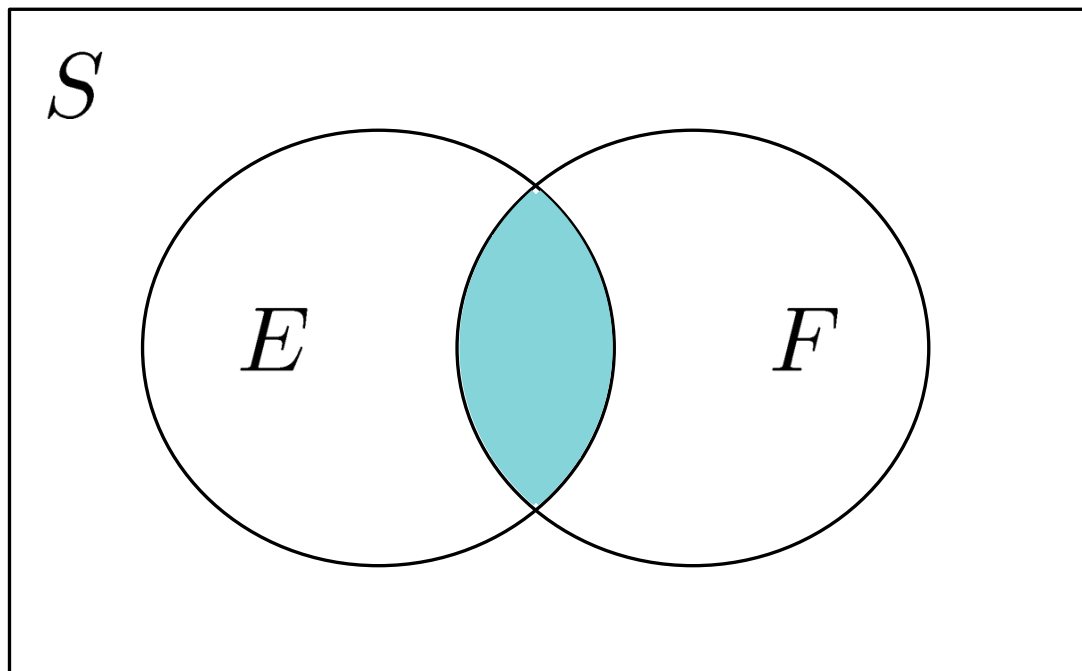
$E = \{1,2\}$ ,  $F = \{2,3\}$   
 $E \cup F = \{1, 2, 3\}$

## set operations on events

---

$E$  and  $F$  are events in the sample space  $S$

Event “ $E$  AND  $F$ ”, written  $E \cap F$  or  $EF$



$S = \{1,2,3,4,5,6\}$   
outcome of one die roll

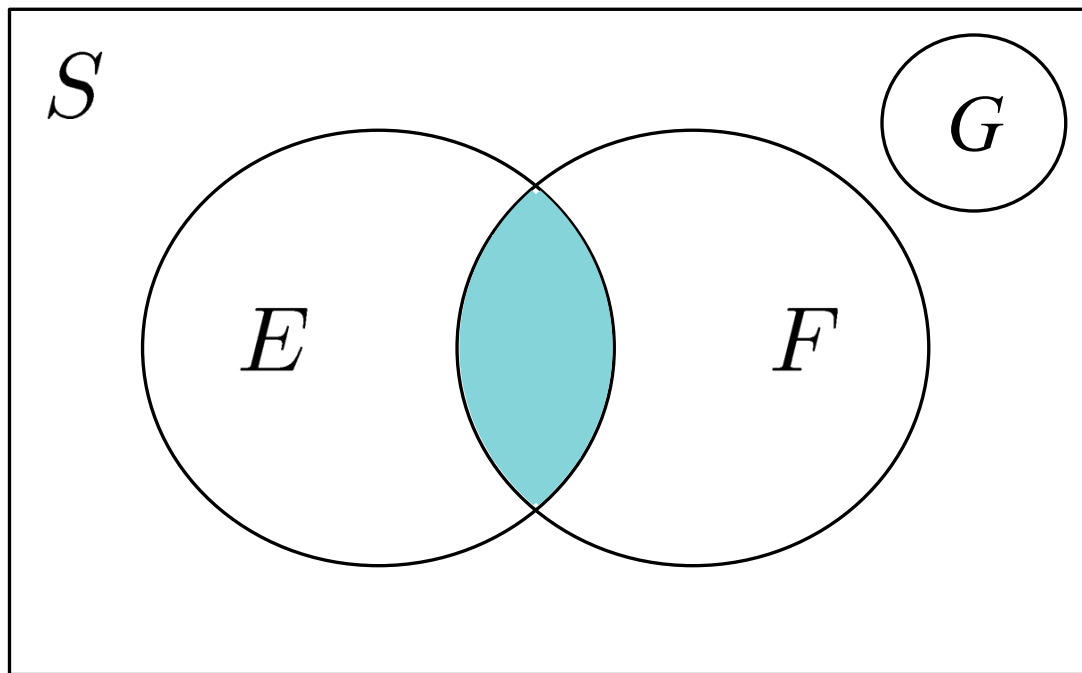
$E = \{1,2\}$ ,  $F = \{2,3\}$   
 $E \cap F = \{2\}$

## set operations on events

---

$E$  and  $F$  are events in the sample space  $S$

$EF = \emptyset \Leftrightarrow E, F$  are “mutually exclusive”



$S = \{1, 2, 3, 4, 5, 6\}$   
outcome of one die roll

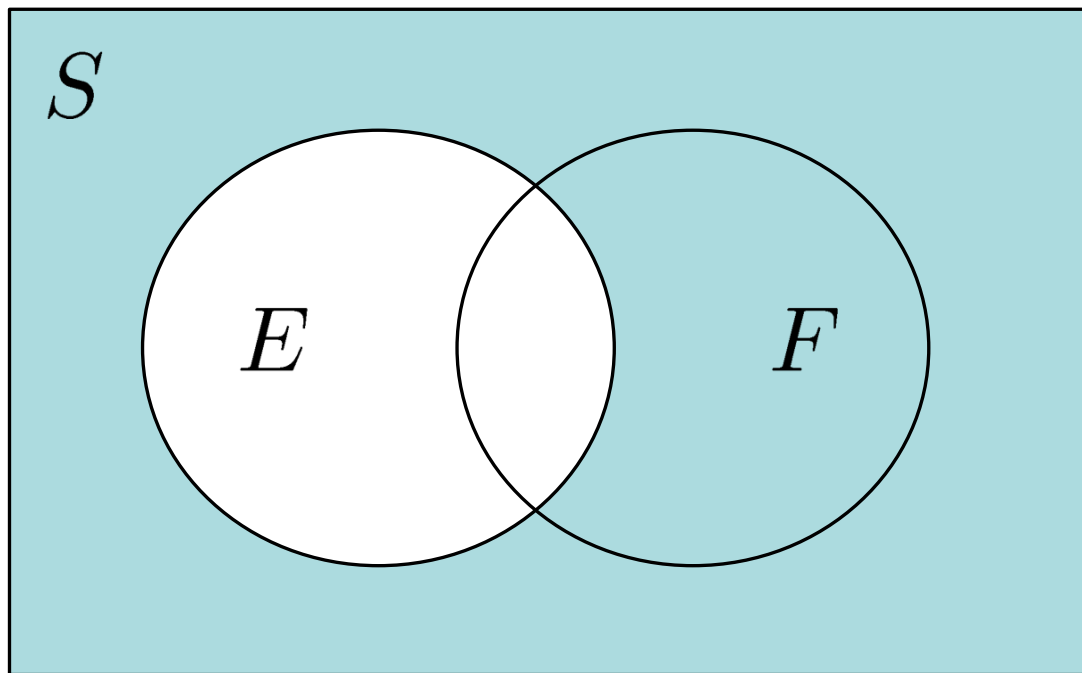
$E = \{1, 2\}$ ,  $F = \{2, 3\}$ ,  $G = \{5, 6\}$   
 $EF = \{2\}$ , *not* mutually  
exclusive, but  $E, G$  and  $F, G$  are

## set operations on events

---

$E$  and  $F$  are events in the sample space  $S$

Event “not  $E$ ,” written  $\bar{E}$  or  $\neg E$



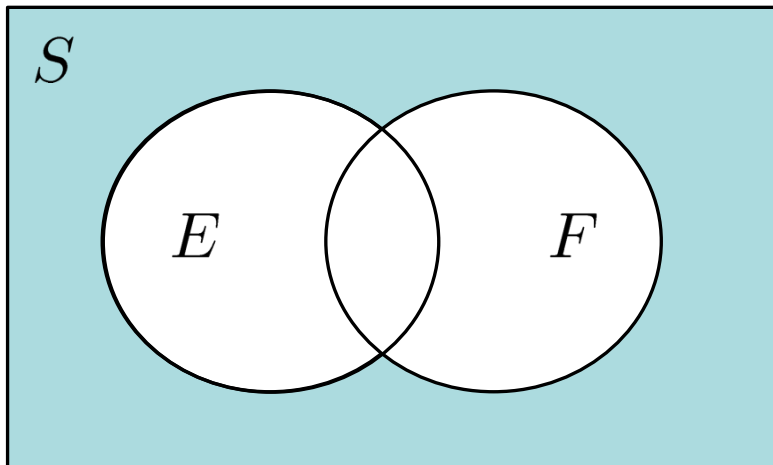
$S = \{1, 2, 3, 4, 5, 6\}$   
outcome of one die roll

$E = \{1, 2\}$     $\neg E = \{3, 4, 5, 6\}$

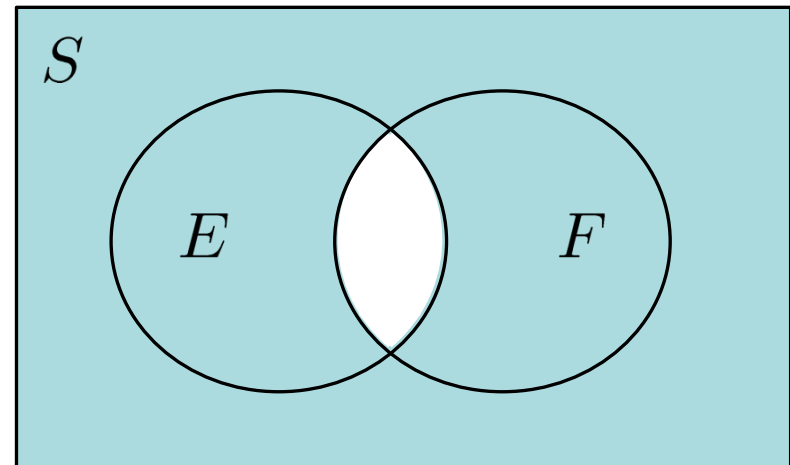


## DeMorgan's Laws

$$\overline{E \cup F} = \bar{E} \cap \bar{F}$$



$$\overline{E \cap F} = \bar{E} \cup \bar{F}$$



## axioms of probability

---

Intuition: Probability as the relative frequency of an event

$$\Pr(E) = \lim_{n \rightarrow \infty} (\# \text{ of occurrences of } E \text{ in } n \text{ trials})/n$$

**Axiom 1:**  $0 \leq \Pr(E) \leq 1$

**Axiom 2:**  $\Pr(S) = 1$

**Axiom 3:** If  $E$  and  $F$  are mutually exclusive ( $EF = \emptyset$ ), then

$$\Pr(E \cup F) = \Pr(E) + \Pr(F)$$

For any sequence  $E_1, E_2, \dots, E_n$  of mutually exclusive events,

$$\Pr\left(\bigcup_{i=1}^n E_i\right) = \Pr(E_1) + \dots + \Pr(E_n)$$

## implications of axioms

---

-  $\Pr(\bar{E}) = 1 - \Pr(E)$

$$\Pr(\bar{E}) = \Pr(S) - \Pr(E) \text{ because } S = E \cup \bar{E}$$

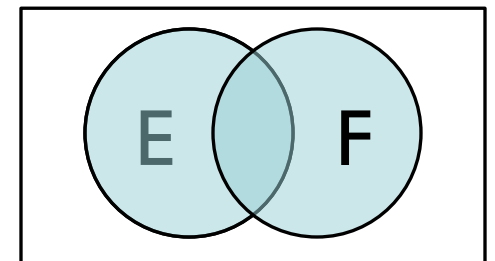
- If  $E \subseteq F$ , then  $\Pr(E) \leq \Pr(F)$

$$\Pr(F) = \Pr(E) + \Pr(F - E) \geq \Pr(E)$$

-  $\Pr(E \cup F) = \Pr(E) + \Pr(F) - \Pr(EF)$

inclusion-exclusion formula

- And many others



## equally likely outcomes

---

Simplest case: sample spaces with equally likely outcomes.

Coin flips:  $S = \{\text{Heads, Tails}\}$

Flipping two coins:  $S = \{(H,H), (H,T), (T,H), (T,T)\}$

Roll of 6-sided die:  $S = \{1, 2, 3, 4, 5, 6\}$

$$\Pr(\text{each outcome}) = \frac{1}{|S|}$$

uniform distribution

In that case,

$$\Pr(E) = \frac{\text{number of outcomes in } E}{\text{number of outcomes in } S} = \frac{|E|}{|S|}$$

## rolling two dice

---

Roll two 6-sided dice. What is  $\Pr(\text{sum of dice} = 7)$  ?

$$S = \{ (1,1), (1,2), (1,3), (1,4), (1,5), (1,6), \\ (2,1), (2,2), (2,3), (2,4), (2,5), (2,6), \\ (3,1), (3,2), (3,3), (3,4), (3,5), (3,6), \\ (4,1), (4,2), (4,3), (4,4), (4,5), (4,6), \\ (5,1), (5,2), (5,3), (5,4), (5,5), (5,6), \\ (6,1), (6,2), (6,3), (6,4), (6,5), (6,6) \}$$

$$E = \{ (6,1), (5,2), (4,3), (3,4), (2,5), (1,6) \}$$

$$\Pr(\text{sum} = 7) = |E|/|S| = 6/36 = 1/6.$$

# twinkies and ding dongs

---



## twinkies and ding dongs

4 Twinkies and 3 DingDongs in a bag. 3 drawn. All outcomes equally likely .What is **Pr(one Twinkie and two DingDongs drawn) ?**

*Ordered:*

- Pick 3 ordered options:  $|S| = 7 \cdot 6 \cdot 5 = 210$
- Pick Twinkie as either 1<sup>st</sup>, 2<sup>nd</sup>, or 3<sup>rd</sup> item:  
 $|E| = (4 \cdot 3 \cdot 2) + (3 \cdot 4 \cdot 2) + (3 \cdot 2 \cdot 4) = 72$
- **Pr(1 Twinkie and 2 DingDongs) =  $72/210 = 12/35$ .**

*Unordered:*

- $|S| = \binom{7}{3} = 35$
- $|E| = \binom{4}{1} \binom{3}{2} = 12$
- **Pr(1 Twinkie and 2 DingDongs) =  $12/35$ .**

# birthdays

---



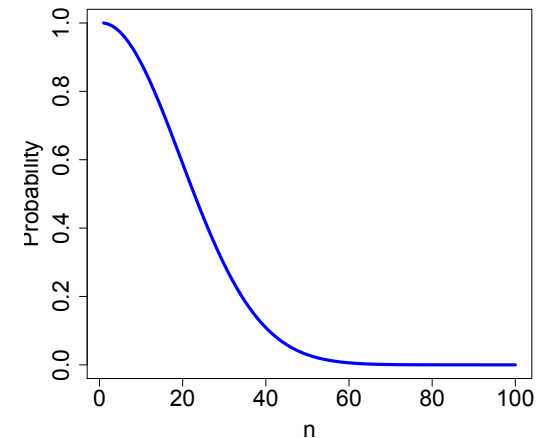


What is the probability that, of  $n$  people, none share the same birthday?

$$|S| = (365)^n$$

$$|E| = (365)(364)(363)\cdots(365-n+1)$$

$$\begin{aligned}\text{Pr}(\text{no matching birthdays}) &= |E|/|S| \\ &= (365)(364)\cdots(365-n+1)/(365)^n\end{aligned}$$



Some values of  $n$ ...

$$n = 23: \text{Pr}(\text{no matching birthdays}) < 0.5$$

$$n = 77: \text{Pr}(\text{no matching birthdays}) < 1/5000$$

$$n = 100: \text{Pr}(\text{no matching birthdays}) < 1/3,000,000$$

$$n = 150: \text{Pr}(\dots) < 1/3,000,000,000,000,000$$

$n = 366?$

$Pr = 0$

Above formula gives this, since

$$(365)(364)\dots(365-n+1)/(365)^n == 0$$

when  $n = 366$  (or greater).

Even easier to see via pigeon hole principle.

What is the probability that, of  $n$  people, none share the same birthday as you?

$$|S| = (365)^n$$

$$|E| = (364)^n$$

$$\begin{aligned}\text{Pr}(\text{no birthdays matches yours}) &= |E|/|S| \\ &= (364)^n/(365)^n\end{aligned}$$

Some values of  $n$ ...


$$n = 23: \quad \text{Pr}(\text{no matching birthdays}) \approx 0.9388$$

$$n = 77: \quad \text{Pr}(\text{no matching birthdays}) \approx 0.8096$$

$$n = 253: \quad \text{Pr}(\text{no matching birthdays}) \approx 0.4995$$

# chip defect detection

---



## chip defect detection

---

n chips manufactured, one of which is defective  
k chips randomly selected from n for testing

What is  $\Pr(\text{defective chip is in } k \text{ selected chips})$  ?

$$|S| = \binom{n}{k} \quad |E| = \binom{1}{1} \binom{n-1}{k-1}$$

$\Pr(\text{defective chip is in } k \text{ selected chips})$

$$= \frac{\binom{1}{1} \binom{n-1}{k-1}}{\binom{n}{k}} = \frac{\frac{(n-1)!}{(k-1)!(n-k)!}}{\frac{n!}{k!(n-k)!}} = \frac{k}{n}$$

## chip defect detection

---

n chips manufactured, one of which is defective  
k chips randomly selected from n for testing

What is  $\Pr(\text{defective chip is in } k \text{ selected chips})$  ?

Different analysis:

- Select k chips at random by permuting all n chips and then choosing the first k.
- Let  $E_i$  = event that  $i^{\text{th}}$  chip is defective.
- Events  $E_1, E_2, \dots, E_k$  are mutually exclusive
- $\Pr(E_i) = 1/n$  for  $i=1,2,\dots,k$
- Thus  $\Pr(\text{defective chip is selected})$   
 $= \Pr(E_1) + \dots + \Pr(E_k) = k/n.$

## chip defect detection

---

n chips manufactured, **two** of which are defective  
k chips randomly selected from n for testing

What is **Pr(a defective chip is in k selected chips)** ?

$$\begin{aligned} |S| &= \binom{n}{k} & |E| &= (\text{1 chip defective}) + (\text{2 chips defective}) \\ & & &= \binom{2}{1} \binom{n-2}{k-1} + \binom{2}{2} \binom{n-2}{k-2} \end{aligned}$$

Pr(a defective chip is in k selected chips)

$$= \frac{\binom{2}{1} \binom{n-2}{k-1} + \binom{2}{2} \binom{n-2}{k-2}}{\binom{n}{k}}$$

## chip defect detection

---

n chips manufactured, *two* of which are defective  
k chips randomly selected from n for testing

What is **Pr(a defective chip is in k selected chips)** ?

*Another approach:*

Pr(a defective chip is in k selected chips) = 1 - Pr(none)

Pr(none):

$$|S| = \binom{n}{k}, |E| = \binom{n-2}{k}, Pr(\text{none}) = \frac{\binom{n-2}{k}}{\binom{n}{k}}$$

$$\text{Pr(a defective chip is in k selected chips)} = 1 - \frac{\binom{n-2}{k}}{\binom{n}{k}}$$

(Same as above? Check it!)



# poker hands

---



## any straight in poker

---

Consider 5 card poker hands.

A “straight” is 5 consecutive rank cards of any suit

What is  $\Pr(\text{straight})$  ?

$$|S| = \binom{52}{5}$$

$$|E| = 10 \cdot \binom{4}{1}^5$$

$$\Pr(\text{straight}) = \frac{10 \binom{4}{1}^5}{\binom{52}{5}} \approx 0.00394$$

