

Warm up translate to predicate logic:
"For every x , if x is prime, then x is odd or $x = 2$."

Inference Proofs and Nested Unalike Quantifiers

CSE 311 Winter 2021
Lecture 6

Announcements

HW2 came out on Wednesday (available on the webpage).

We'll continue zoom-only for the next two weeks (official announcement coming through Ed this evening).

Monday is a university holiday (observing Martin Luther King Day)

No lecture!

Office hours will be moved to other times (we'll update the calendar tonight).

Today

A lecture in 2 parts.

Part 1: A new way of thinking of proofs:

Here's one way to get an iron-clad guarantee:

1. Write down all the facts we know.
2. Combine the things we know to derive new facts.
3. Continue until what we want to show is a fact.

Part 2: \forall, \exists in the same sentence.

Drawing Conclusions

You know "If it is raining, then I have my umbrella"

And "It is raining"

You should conclude.... I have my umbrella!

For whatever you conclude, convert the statement to propositional logic – will your statement hold for any propositions, or is it specific to raining and umbrellas?

I know $(p \rightarrow q)$ and p , I can conclude q

Or said another way: $[(p \rightarrow q) \wedge p] \rightarrow q$

Modus Ponens

The inference from the last slide is always valid. I.e.

$$[(p \rightarrow q) \wedge p] \rightarrow q \equiv \text{T}$$

Modus Ponens – a formal proof

$[(p \rightarrow q) \wedge p] \rightarrow q$	\equiv	$[(\neg p \vee q) \wedge p] \rightarrow q$	Law of Implication
	\equiv	$[p \wedge (\neg p \vee q)] \rightarrow q$	Commutativity
	\equiv	$[(p \wedge \neg p) \vee (p \wedge q)] \rightarrow q$	Distributivity
	\equiv	$[F \vee (p \wedge q)] \rightarrow q$	Negation
	\equiv	$[(p \wedge q) \vee F] \rightarrow q$	Commutativity
	\equiv	$[(p \wedge q)] \rightarrow q$	Identity
	\equiv	$[\neg(p \wedge q)] \vee q$	Law of Implication
	\equiv	$[\neg p \vee \neg q] \vee q$	DeMorgan's Law
	\equiv	$\neg p \vee [\neg q \vee q]$	Associativity
	\equiv	$\neg p \vee [q \vee \neg q]$	Commutativity
	\equiv	$\neg p \vee T$	Negation
	\equiv	T	Domination

Modus Ponens

The inference from the last slide is always valid. I.e.

$$[(p \rightarrow q) \wedge p] \rightarrow q \equiv \text{T}$$

We use that inference A LOT

So often people gave it a name ("Modus Ponens")

So often...we don't have time to repeat that 12 line proof EVERY TIME.

Let's make this another law we can apply in a single step.

Just like refactoring a method in code.

Notation – Laws of Inference

We're using the " \rightarrow " symbol A LOT.

Too much

Some new notation to make our lives easier.

If we know **both** A and B

\therefore We can conclude any (or all) of C, D

A, B

$\therefore C, D$

" \therefore " means "therefore" – I knew A, B therefore I can conclude C, D .

$$\frac{p \rightarrow q, p}{\therefore q}$$

Modus Ponens, i.e. $[(p \rightarrow q) \wedge p] \rightarrow q$,
in our new notation.

Another Proof

Let's keep going.

I know "If it is raining then I have my umbrella" and "I do not have my umbrella"

I can conclude... It is not raining!

What's the general form? $[(p \rightarrow q) \wedge \neg q] \rightarrow \neg p$

How do you think the proof will go?

If you had to convince a friend of this claim in English, how would you do it?

A proof!

We know $p \rightarrow q$ and $\neg q$; we want to conclude $\neg p$.

Let's try to prove it. Our goal is to list facts until our goal becomes a fact.

We'll number our facts, and put a justification for each new one.

A proof!

We know $p \rightarrow q$ and $\neg q$; we want to conclude $\neg p$.

Let's try to prove it. Our goal is to list facts until our goal becomes a fact.

We'll number our facts, and put a justification for each new one.

1. $p \rightarrow q$ Given
2. $\neg q$ Given
3. $\neg q \rightarrow \neg p$ Contrapositive of 1.
4. $\neg p$ Modus Ponens on 3,2.

Try it yourselves

Suppose you know $p \rightarrow q$, $\neg s \rightarrow \neg q$, and p .
Give an argument to conclude s .

pollev.com/uwcse311

Help me adjust my explanation

Try it yourselves

Suppose you know $p \rightarrow q$, $\neg s \rightarrow \neg q$, and p .
Give an argument to conclude s .

- | | | |
|----|-----------------------------|---------------------|
| 1. | $p \rightarrow q$ | Given |
| 2. | $\neg s \rightarrow \neg q$ | Given |
| 3. | p | Given |
| 4. | q | Modus Ponens 1,3 |
| 5. | $q \rightarrow s$ | Contrapositive of 2 |
| 6. | s | Modus Ponens 5,4 |

More Inference Rules

We need a couple more inference rules.

These rules set us up to get facts in exactly the right form to apply the really useful rules.

A lot like commutativity and distributivity in the propositional logic rules.

Eliminate \wedge	$A \wedge B$	I know the fact $A \wedge B$
	$\therefore A, B$	\therefore I can conclude A is a fact and B is a fact separately .

More Inference Rules

In total, we have two for \wedge and two for \vee , one to create the connector, and one to remove it.

$$\boxed{\text{Eliminate } \wedge} \frac{A \wedge B}{\therefore A, B}$$

$$\boxed{\text{Intro } \wedge} \frac{A; B}{\therefore A \wedge B}$$

$$\boxed{\text{Eliminate } \vee} \frac{A \vee B, \neg A}{\therefore B}$$

$$\boxed{\text{Intro } \vee} \frac{A}{\therefore A \vee B, B \vee A}$$

None of these rules are surprising, but they are useful.

The Direct Proof Rule

We've been implicitly using another "rule" today, the direct proof rule

Write a proof "given A conclude B "
—————
 $A \rightarrow B$

Direct Proof
rule —————
 $A \Rightarrow B$
 $A \rightarrow B$

This rule is different from the others – $A \Rightarrow B$ is not a "single fact."
It's an observation that we've done a proof. (i.e. that we showed fact B starting from A .)

We will get a lot of mileage out of this rule...starting next time.

Caution

Be careful! Logical inference rules can only be applied to **entire** facts. They cannot be applied to portions of a statement (the way our propositional rules could). Why not?

Suppose we know $p \rightarrow q, r$. Can we conclude q ?

1. $p \rightarrow q$ Given
2. r Given
3. $(p \vee r) \rightarrow q$ Introduce \vee (1)
4. $p \vee r$ Introduce \vee (2)
5. q Modus Ponens 3,4.

$$\boxed{\text{Intro } \vee} \frac{A}{\therefore A \vee B, B \vee A}$$

One more Proof

Show if we know: $p, q, [(p \wedge q) \rightarrow (r \wedge s)], r \rightarrow t$ we can conclude t .

One more Proof

Show if we know: $p, q, [(p \wedge q) \rightarrow (r \wedge s)], r \rightarrow t$ we can conclude t .

1. p Given
2. q Given
3. $[(p \wedge q) \rightarrow (r \wedge s)]$ Given
4. $r \rightarrow t$ Given
5. $p \wedge q$ Intro \wedge (1,2)
6. $r \wedge s$ Modus Ponens (3,5)
7. r Eliminate \wedge (6)
8. t Modus Ponens (4,7)

Inference Rules

Eliminate \wedge

$$\frac{A \wedge B}{\therefore A, B}$$

Eliminate \vee

$$\frac{A \vee B, \neg A}{\therefore B}$$

Intro \wedge

$$\frac{A; B}{\therefore A \wedge B}$$

Intro \vee

$$\frac{A}{\therefore A \vee B, B \vee A}$$


Direct Proof
rule

$$\frac{A \Rightarrow B}{A \rightarrow B}$$

Modus
Ponens

$$\frac{P \rightarrow Q; P}{\therefore Q}$$

You can still use all the propositional logic equivalences too!



Quantifiers



Quantifiers

\forall (for **A**ll) and \exists (there **E**xists)

Write these statements in predicate logic with quantifiers. Let your domain of discourse be "cats"

This sentence implicitly makes a statement about all cats!

If a cat is fat, then it is happy.

$$\forall x[\text{Fat}(x) \rightarrow \text{Happy}(x)]$$

Quantifiers

Writing implications can be tricky when we change the domain of discourse.

For every cat: if the cat is fat, then it is happy.

Domain of Discourse: cats

$$\forall x[\text{Fat}(x) \rightarrow \text{Happy}(x)]$$

What if we change our domain of discourse to be all mammals?

We need to limit x to be a cat. How do we do that?

$$\forall x[(\text{Cat}(x) \wedge \text{Fat}(x)) \rightarrow \text{Happy}(x)]$$

$$\forall x[\text{Cat}(x) \wedge (\text{Fat}(x) \rightarrow \text{Happy}(x))]$$

Quantifiers

Which of these translates “For every cat: if a cat is fat then it is happy.” when our domain of discourse is “mammals”?

$$\forall x[(\text{Cat}(x) \wedge \text{Fat}(x)) \rightarrow \text{Happy}(x)]$$

For all mammals, if x is a cat and fat then it is happy
[if x is not a cat, the claim is vacuously true, you can't use the promise for anything]

$$\forall x[\text{Cat}(x) \wedge (\text{Fat}(x) \rightarrow \text{Happy}(x))]$$

For all mammals, that mammal is a cat and if it is fat then it is happy.
[what if x is a dog? Dogs are in the domain, but...uh-oh. This isn't what we meant.]

To “limit” variables to a portion of your domain of discourse under a universal quantifier add a hypothesis to an implication.

Quantifiers

Existential quantifiers need a different rule:

To “limit” variables to a portion of your domain of discourse under an existential quantifier AND the limitation together with the rest of the statement.

There is a dog who is not happy.

Domain of discourse: dogs

$\exists x(\neg \text{Happy}(x))$

Quantifiers

Which of these translates “There is a dog who is not happy.”
when our domain of discourse is “mammals”?

$$\exists x[\text{Dog}(x) \rightarrow \neg\text{Happy}(x)]$$

There is a mammal, such that if x is a
dog then it is not happy.
[this can't be right – plug in a cat for x
and the implication is true]

$$\exists x[(\text{Dog}(x) \wedge \neg\text{Happy}(x))]$$

There is a mammal that is both a dog
and not happy.
[this one is correct!]

To “limit” variables to a portion of your domain of discourse under an existential
quantifier AND the limitation together with the rest of the statement.

Negating Quantifiers

What happens when we negate an expression with quantifiers?

What does your intuition say?

Original

Every positive integer is prime

$\forall x \text{ Prime}(x)$

Domain of discourse: positive integers

Negation

There is a positive integer that is not prime.

$\exists x (\neg \text{Prime}(x))$

Domain of discourse: positive integers

Negating Quantifiers

Let's try on an existential quantifier...

Original

There is a positive integer which is prime and even.

$\exists x(\text{Prime}(x) \wedge \text{Even}(x))$

Domain of discourse: positive integers

Negation

Every positive integer is composite or odd.

$\forall x(\neg \text{Prime}(x) \vee \neg \text{Even}(x))$

Domain of discourse: positive integers

To negate an expression with a quantifier

1. Switch the quantifier (\forall becomes \exists , \exists becomes \forall)
2. Negate the expression inside

Negation

Translate these sentences to predicate logic, then negate them.

All cats have nine lives.

$$\forall x(Cat(x) \rightarrow NumLives(x, 9))$$

$\exists x(Cat(x) \wedge \neg(NumLives(x, 9)))$ "There is a cat without 9 lives."

All dogs love every person.

$$\forall x\forall y(Dog(x) \wedge Human(y) \rightarrow Love(x, y))$$

$\exists x\exists y(Dog(x) \wedge Human(y) \wedge \neg Love(x, y))$ "There is a dog who does not love someone." "There is a dog and a person such that the dog doesn't love that person."

There is a cat that loves someone.

$$\exists x\exists y(Cat(x) \wedge Human(y) \wedge Love(x, y))$$

$$\forall x\forall y(Cat(x) \wedge Human(y) \rightarrow \neg Love(x, y))$$

"For every cat and every human, the cat does not love that human."

"Every cat does not love any human" ("no cat loves any human")


Negation with Domain Restriction

$\exists x \exists y (Cat(x) \wedge Human(y) \wedge Love(x, y))$

$\forall x \forall y ([Cat(x) \wedge Human(y)] \rightarrow \neg Love(x, y))$

There are lots of equivalent expressions to the second. This one is by far the best because it reflects the domain restriction happening. How did we get there?

There's a problem in this week's section handout showing similar algebra.



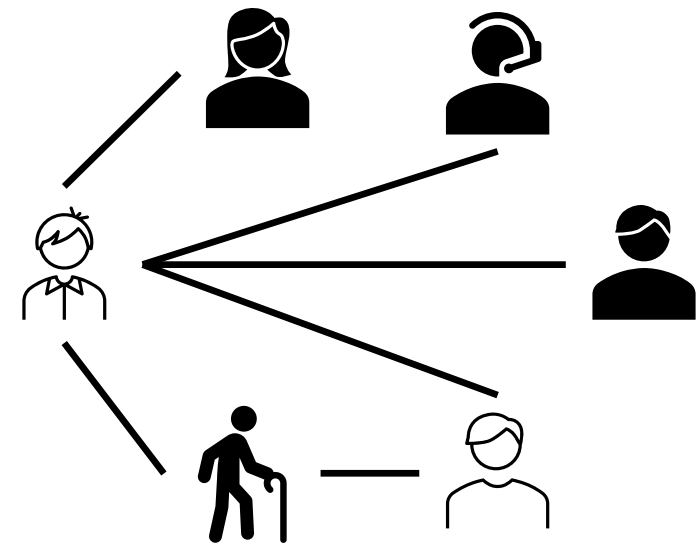
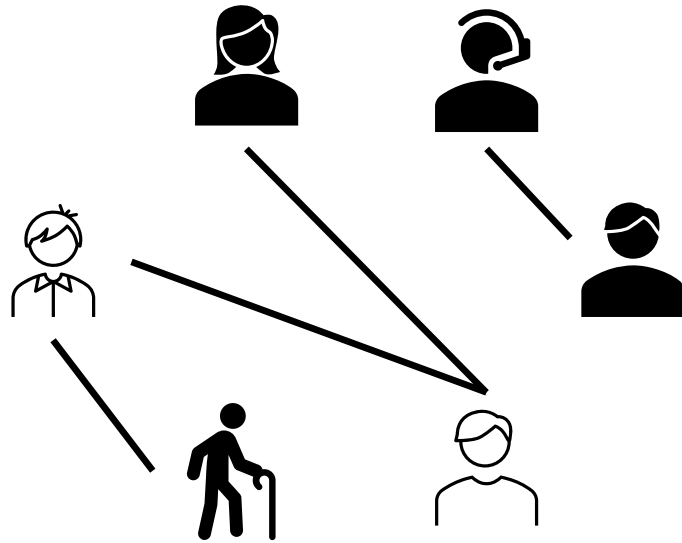
Nested Quantifiers

Nested Quantifiers

Translate these sentences using only quantifiers and the predicate $\text{AreFriends}(x, y)$

Everyone is friends with someone.

Someone is friends with everyone.

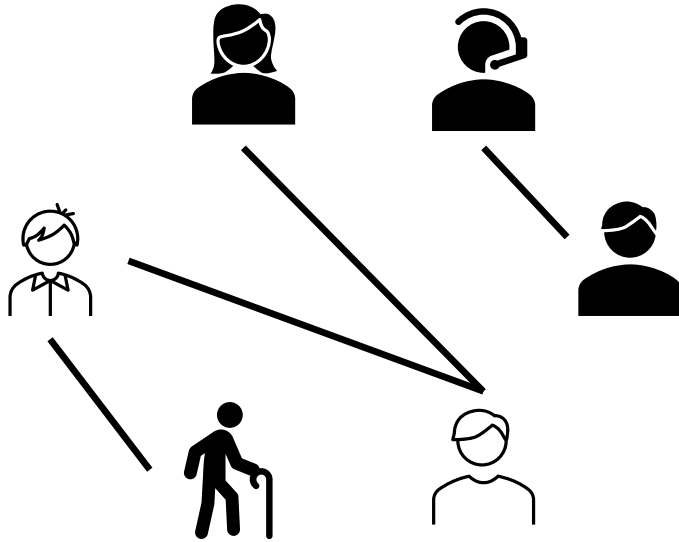


Nested Quantifiers

Translate these sentences using only quantifiers and the predicate $\text{AreFriends}(x, y)$

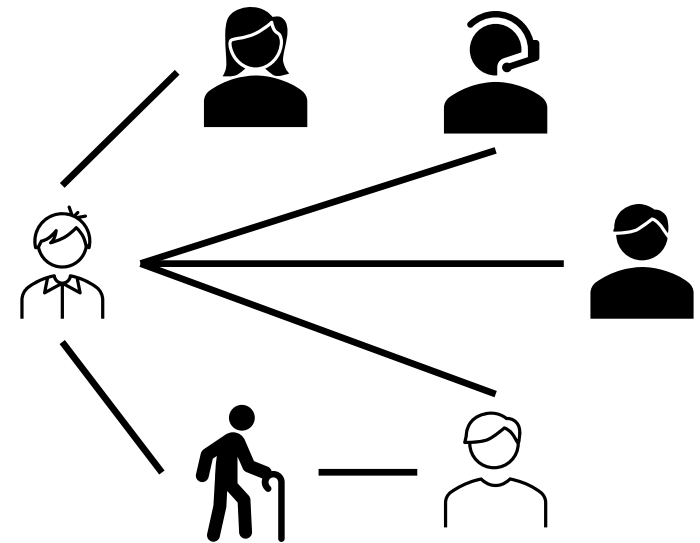
Everyone is friends with someone.

Someone is friends with everyone.



$\forall x(\exists y \text{AreFriends}(x, y))$

$\forall x \exists y \text{AreFriends}(x, y)$



$\exists x(\forall y \text{AreFriends}(x, y))$

$\exists x \forall y \text{AreFriends}(x, y)$

Nested Quantifiers

$$\forall x \exists y P(x, y)$$

"For every x there exists a y such that $P(x, y)$ is true."

y might change depending on the x (people have different friends!).

$$\exists x \forall y P(x, y)$$

"There is an x such that for all y , $P(x, y)$ is true."

There's a special, magical x value so that $P(x, y)$ is true regardless of y .

Nested Quantifiers

Let our domain of discourse be $\{A, B, C, D, E\}$

And our proposition $P(x, y)$ be given by the table.

What should we look for in the table?

$$\exists x \forall y P(x, y)$$

$$\forall x \exists y P(x, y)$$

	y				
$P(x, y)$	A	B	C	D	E
A	T	T	T	T	T
B	T	F	F	T	F
C	F	T	F	F	F
D	F	F	F	F	T
E	F	F	F	T	F

Nested Quantifiers

Let our domain of discourse be $\{A, B, C, D, E\}$

And our proposition $P(x, y)$ be given by the table.

What should we look for in the table?

$$\exists x \forall y P(x, y)$$

A row, where every entry is T

$$\forall x \exists y P(x, y)$$

In every row there must be a T

$P(x, y)$	A	B	C	D	E
A	T	T	T	T	T
B	T	F	F	T	F
C	F	T	F	F	F
D	F	F	F	F	T
E	F	F	F	T	F

Keep everything in order

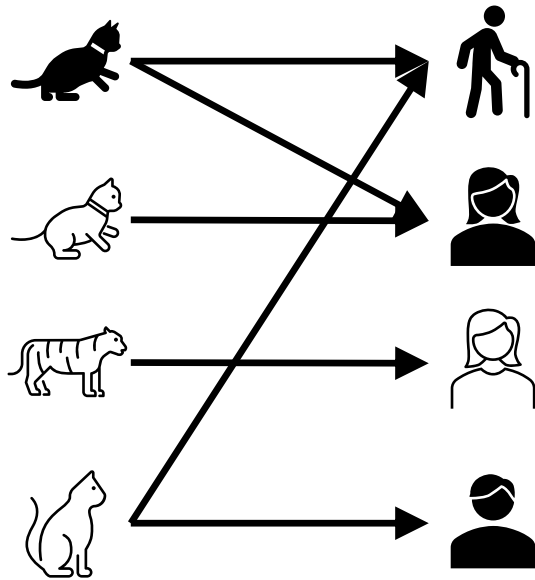
Keep the quantifiers in the same order in English as they are in the logical notation.

“There is someone out there for everyone” is a $\forall x \exists y$ statement in “everyday” English.

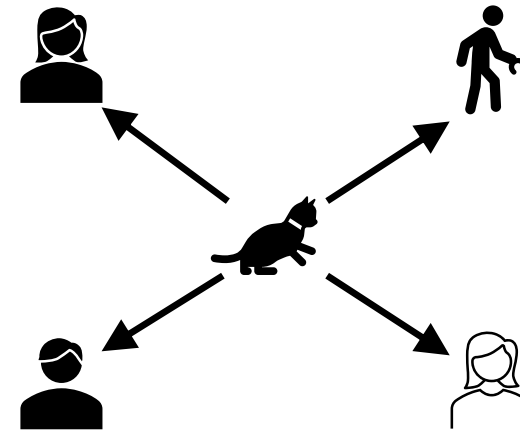
It would **never** be phrased that way in “mathematical English” We’ll only every write “for every person, there is someone out there for them.”

Try it yourselves

Every cat loves some human.



There is a cat that loves every human.

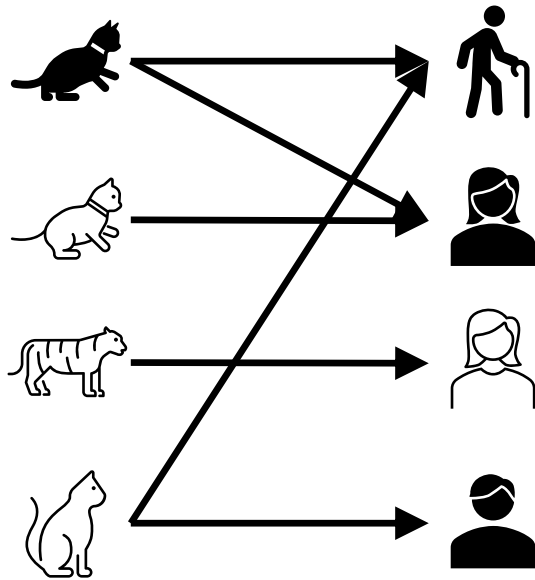


Let your domain of discourse be mammals.

Use the predicates $\text{Cat}(x)$, $\text{Dog}(x)$, and $\text{Loves}(x, y)$ to mean x loves y .

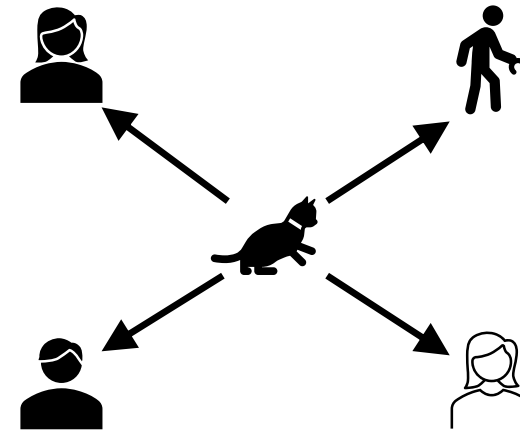
Try it yourselves

Every cat loves some human.



$$\forall x (\text{Cat}(x) \rightarrow \exists y [\text{Human}(y) \wedge \text{Loves}(x, y)])$$
$$\forall x \exists y (\text{Cat}(x) \rightarrow [\text{Human}(y) \wedge \text{Loves}(x, y)])$$

There is a cat that loves every human.



$$\exists x (\text{Cat}(x) \wedge \forall y [\text{Human}(y) \rightarrow \text{Loves}(x, y)])$$
$$\exists x \forall y (\text{Cat}(x) \wedge [\text{Human}(y) \rightarrow \text{Loves}(x, y)])$$

Negation

How do we negate nested quantifiers?

The old rule still applies.

To negate an expression with a quantifier

1. Switch the quantifier (\forall becomes \exists , \exists becomes \forall)
2. Negate the expression inside

$$\neg(\forall x \exists y \forall z [P(x, y) \wedge Q(y, z)])$$

$$\exists x (\neg(\exists y \forall z [P(x, y) \wedge Q(y, z)]))$$

$$\exists x \forall y (\neg(\forall z [P(x, y) \wedge Q(y, z)]))$$

$$\exists x \forall y \exists z (\neg[P(x, y) \wedge Q(y, z)])$$

$$\exists x \forall y \exists z [\neg P(x, y) \vee \neg Q(y, z)]$$

More Translation

For each of the following, translate it, then say whether the statement is true. Let your domain of discourse be integers.

For every integer, there is a greater integer.

$\forall x \exists y (\text{Greater}(y, x))$ (This statement is true: y can be $x + 1$ [y depends on x])

There is an integer x , such that for all integers y , xy is equal to 1.

$\exists x \forall y (\text{Equal}(xy, 1))$ (This statement is false: no single value of x can play that role for every y .)

$\forall y \exists x (\text{Equal}(x + y, 1))$

For every integer, y , there is an integer x such that $x + y = 1$
(This statement is true, y can depend on x)