

Even More Number Theory

CSE 311 Spring 2022
Lecture 17

Announcements

If you turn in HW5 part 2 today, we're hoping to get you feedback on HW5 part 2 by Sunday morning.

If you turn in HW5 part 2 using late days, we're hoping to get you feedback by sometime Sunday afternoon.

HW5 part 2 solutions will be posted on Ed Saturday ~~morning~~
night.

There's an assignment "NOT the real midterm" on gradescope so you can see what the midterm will look like logistically.

Announcements

We designed the midterm to take 30 minutes.

But you have 2 hours (of your choice) **from when you open it.**

Open notes, open internet; but no discussion with other students.

We'll release it at 6:30 PM on Friday, due at 11:59 PM on Sunday.

Starting 6:30 PM Friday, we'll only answer private questions on Ed. And only "clarification" questions.

HW6 will come out on Monday, due on the 18th.

Announcements

What's up with this "it's supposed to be 30 minutes, but you have 2 hours thing?"

You've never done time-constrained proof writing before. Use this as a practice run (could you have gotten close to 30 minutes? If not, do you have to change something for the final, if it's in-person?)

When we gave take-home exams in prior quarters, they often dragged out for days for students, with the last hours being (not particularly useful/educational) polishing of solutions.

We know you're time-constrained, you should still polish your answers, but we understand you're more limited than on homework.


Announcements

HW4 was harder than the last few. That's normal.

It's easy to get frustrated at this point of the class, you just got back a hard homework, you've started on one of our toughest concepts (induction), and we're about to have a midterm.

Don't check-out! Looking at grades/feedback is never fun, but it's a really key way to learn.

There's a post on Ed with common misconceptions, please read it! Even if you got full-credit



RSA Encryption



Framing Device

We're going to give you enough background to (mostly) understand the RSA encryption system.

Key generation [\[edit\]](#)

The keys for the RSA algorithm are generated in the following way:

1. Choose two distinct [prime numbers](#) p and q .
 - For security purposes, the integers p and q should be chosen at random and should be similar in magnitude but differ in length by a few digits to make factoring harder.^[2] Prime integers can be efficiently found using a [primality test](#).
 - p and q are kept secret.
2. Compute $n = pq$.
 - n is used as the [modulus](#) for both the public and private keys. Its length, usually expressed in bits, is the [key length](#).
 - n is released as part of the public key.
3. Compute $\lambda(n)$, where λ is [Carmichael's totient function](#). Since $n = pq$, $\lambda(n) = \text{lcm}(\lambda(p), \lambda(q))$, and since p and q are prime, $\lambda(p) = \varphi(p) = p - 1$, and likewise $\lambda(q) = q - 1$. Hence $\lambda(n) = \text{lcm}(p - 1, q - 1)$.
 - $\lambda(n)$ is kept secret.
 - The lcm may be calculated through the [Euclidean algorithm](#), since $\text{lcm}(a, b) = |ab|/\text{gcd}(a, b)$.
4. Choose an integer e such that $1 < e < \lambda(n)$ and $\text{gcd}(e, \lambda(n)) = 1$; that is, e and $\lambda(n)$ are [coprime](#).
 - e having a short [bit-length](#) and small [Hamming weight](#) results in more efficient encryption – the most commonly chosen value for e is $2^{16} + 1 = 65\,537$. The smallest (and fastest) possible value for e is 3, but such a small value for e has been shown to be less secure in some settings.^[15]
 - e is released as part of the public key.
5. Determine d as $d \equiv e^{-1} \pmod{\lambda(n)}$; that is, d is the [modular multiplicative inverse](#) of e modulo $\lambda(n)$.
 - This means: solve for d the equation $d \cdot e \equiv 1 \pmod{\lambda(n)}$; d can be computed efficiently by using the [extended Euclidean algorithm](#), since, thanks to e and $\lambda(n)$ being coprime, said equation is a form of [Bézout's identity](#), where d is one of the coefficients.
 - d is kept secret as the *private key exponent*.

The *public key* consists of the modulus n and the public (or encryption) exponent e . The *private key* consists of the private (or decryption) exponent d , which must be kept secret. p , q , and $\lambda(n)$ must also be kept secret because they can be used to calculate d . In fact, they can all be discarded after d has been computed.^[16]

Framing Device

We're going to give you enough background to (mostly) understand the RSA encryption system.

Key generation [\[edit\]](#)

Prime Numbers

The keys for the RSA algorithm are generated as follows:

1. Choose two distinct [prime numbers](#) p and q .
 - For security purposes, the integers p and q should be chosen at random and should be similar in magnitude but differ in length by a few digits to make factoring harder.^[2] Prime integers can be efficiently found using a [primality test](#).
 - p and q are kept secret.
2. Compute $n = pq$.
 - n is used as the [modulus](#) for both the public and private keys. Its length, usually expressed in bits, is the [key length](#).
 - n is released as part of the public key.
3. Compute $\lambda(n)$, where λ is [Carmichael's totient function](#). Since $n = pq$, $\lambda(n) = \text{lcm}(\lambda(p), \lambda(q))$, and since p and q are prime, $\lambda(p) = \varphi(p) = p - 1$, and likewise $\lambda(q) = q - 1$. Hence $\lambda(n) = \text{lcm}(p - 1, q - 1)$.
 - $\lambda(n)$ is kept secret.
 - The lcm may be calculated through the [Euclidean algorithm](#), since $\text{lcm}(a, b) = \frac{ab}{\text{gcd}(a, b)}$.
4. Choose an integer e such that $1 < e < \lambda(n)$ and $\text{gcd}(e, \lambda(n)) = 1$; that is, e and $\lambda(n)$ are [coprime](#).
 - e having a short [bit-length](#) and small [Hamming weight](#) results in more efficient encryption. The most commonly chosen value for e is $2^{16} + 1 = 65\,537$. The smallest (and fastest) possible value for e is 3, but such a small value for e has been shown to be less secure in some settings.^[15]
 - e is released as part of the public key.
5. Determine d as $d \equiv e^{-1} \pmod{\lambda(n)}$; that is, d is the [modular multiplicative inverse](#) of e modulo $\lambda(n)$.
 - This means: solve for d the equation $d \cdot e \equiv 1 \pmod{\lambda(n)}$; d can be computed efficiently by using the [extended Euclidean algorithm](#), since, thanks to e and $\lambda(n)$ being coprime, said equation is a form of [Bézout's identity](#), where d is one of the coefficients.
 - d is kept secret as the *private key exponent*.

Modular Arithmetic

Modular Multiplicative Inverse

Bezout's Theorem

Extended Euclidian Algorithm

The *public key* consists of the modulus n and the public (or encryption) exponent e . The *private key* consists of the private (or decryption) exponent d . e and d also be kept secret because they can be used to calculate d . In fact, they can all be discarded after d has been computed.^[16]

Framing Device

We're going to give you enough background to (mostly) understand the RSA encryption system.

Encryption [\[edit \]](#)

After Bob obtains Alice's public key, he can send a message M to Alice.

To do it, he first turns M (strictly speaking, the un-padded plaintext) into an integer m (strictly speaking, the padded plaintext), such that $0 \leq m < n$ by using an agreed-upon reversible protocol known as a [padding scheme](#). He then computes the ciphertext c , using Alice's public key e , corresponding to

$$c \equiv m^e \pmod{n}.$$

This can be done reasonably quickly, even for very large numbers, using [modular exponentiation](#). Bob then transmits c to Alice. Note that at least nine values of m will yield a ciphertext c equal to m ,^[22] but this is very unlikely to occur in practice.

Decryption [\[edit \]](#)

Alice can recover m from c by using her private key exponent d by computing

$$c^d \equiv (m^e)^d \equiv m \pmod{n}.$$

Given m , she can recover the original message M by reversing the padding scheme.

Framing Device

We're going to give you enough background to (mostly) understand the RSA encryption system.

Encryption [\[edit\]](#)

After Bob obtains Alice's public key, he can send a message M to Alice.

To do it, he first turns M (strictly speaking, the un-padded plaintext) into an integer m (strictly speaking, the padded plaintext), such that $0 \leq m < n$ by using an agreed-upon reversible protocol known as a [padding scheme](#). He then computes the ciphertext c , using Alice's public key e , corresponding to

$$c \equiv m^e \pmod{n}.$$

This can be done reasonably quickly, even for very large numbers, using [modular exponentiation](#). Bob then transmits c to Alice. Note that at least nine values of m will yield a ciphertext c equal to m ,^[22] but this is very unlikely to occur in practice.

Decryption [\[edit\]](#)

Alice can recover m from c by using her private key exponent d by computing

$$c^d \equiv (m^e)^d \equiv m \pmod{n}.$$

Given m , she can recover the original message M by reversing the padding scheme.

Modular Exponentiation

An application of all of this modular arithmetic

Amazon chooses random 512-bit (or 1024-bit) prime numbers p, q and an exponent e (often about 60,000).

Amazon calculates $n = pq$. They tell your computer (n, e) (not p, q)

You want to send Amazon your credit card number a .

You compute $C = a^e \% n$ and send Amazon C .

Amazon computes d , the multiplicative inverse of $e \pmod{[p-1][q-1]}$

Amazon finds $C^d \% n$

Fact: $a = C^d \% n$ as long as $0 < a < n$ and $p \nmid a$ and $q \nmid a$

How big are those numbers?

1230186684530117755130494958384962720772853569595334792197322
4521517264005072636575187452021997864693899564749427740638459
2519255732630345373154826850791702612214291346167042921431160
2221240479274737794080665351419597459856902143413

=

3347807169895689878604416984821269081770479498371376856891243
1388982883793878002287614711652531743087737814467999489

×

3674604366679959042824463379962795263227915816434308764267603
2283815739666511279233373417143396810270092798736308917

How do we accomplish those steps?


That fact? You can prove it in the extra credit problem on HW5. It's a nice combination of lots of things we've done with modular arithmetic.

Let's talk about finding $C = a^e \% n$.

e is a BIG number (about 2^{16} is a common choice)

```
int total = 1;
for (int i = 0; i < e; i++) {
    total = (a * total) % n;
}
```

$O(e)$



Fast Exponentiation Algorithm

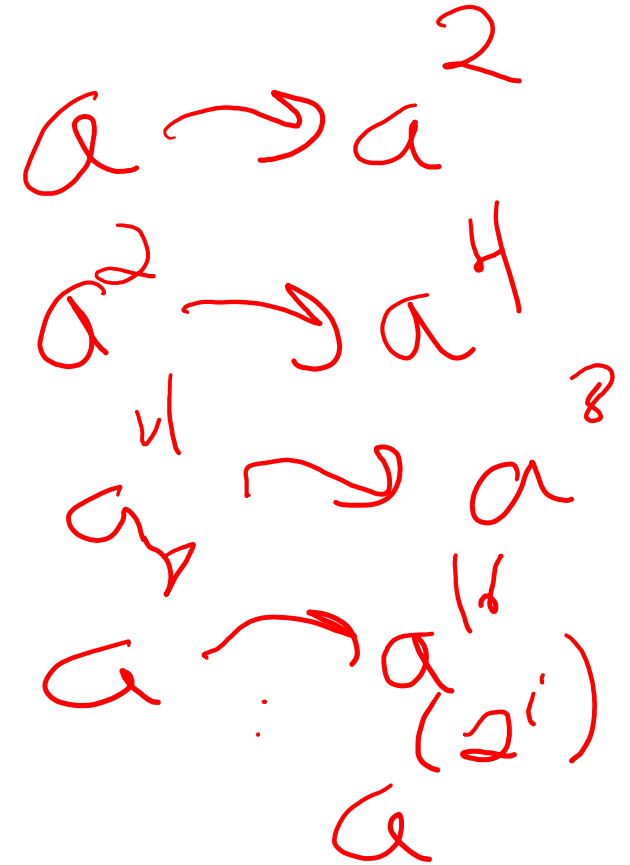
Let's build a faster algorithm.

Fast exponentiation – simple case. What if e is exactly 2^{16} ?

```
int total = 1;
for(int i = 0; i < e; i++) {
    total = a * total % n;
}
```

Instead:

```
int total = a;
for(int i = 0; i < log(e); i++) {
    total = total^2 % n;
}
```



Fast Exponentiation Algorithm

What if e isn't exactly a power of 2?

$$11_{10} = 1001_2$$
$$8 + 2 + 1$$

Step 1: Write e in binary.

Step 2: Find $a^c \% n$ for c every power of 2 up to e .

Step 3: calculate a^e by multiplying a^c for all c where binary expansion of e had a 1.

$$a^{11} = a^{8+2+1} = a^8 \cdot a^2 \cdot a^1$$

Fast Exponentiation Algorithm

Find $4^{11} \% 10$

Step 1: Write e in binary.

Step 2: Find $a^c \% n$ for c every power of 2 up to e .

Step 3: calculate a^e by multiplying a^c for all c where binary expansion of e had a 1.

Start with largest power of 2 less than e (8). 8's place gets a 1. Subtract power

Go to next lower power of 2, if remainder of e is larger, place gets a 1, subtract power; else place gets a 0 (leave remainder alone).

$$11 = 1011_2$$

Fast Exponentiation Algorithm

Find $4^{11} \% 10$

Step 1: Write e in binary.

Step 2: Find $a^c \% n$ for c every power of 2 up to e .

Step 3: calculate a^e by multiplying a^c for all c where binary expansion of e had a 1.

$$(6 \cdot 6 \cdot 4) \% 10 = 4$$

$$4^1 \% 10 = 4$$

$$4^2 \% 10 = 6$$

$$4^4 \% 10 = 6^2 \% 10 = 6$$

$$4^8 \% 10 = 6^2 \% 10 = 6$$

Fast Exponentiation Algorithm

Find $4^{11} \% 10$

Step 1: Write e in binary.

Step 2: Find $a^c \% n$ for c every power of 2 up to e .

Step 3: calculate a^e by multiplying a^c for all c where binary expansion of e had a **1**.

$$4^1 \% 10 = 4$$

$$4^2 \% 10 = 6$$

$$4^4 \% 10 = 6^2 \% 10 = 6$$

$$4^8 \% 10 = 6^2 \% 10 = 6$$

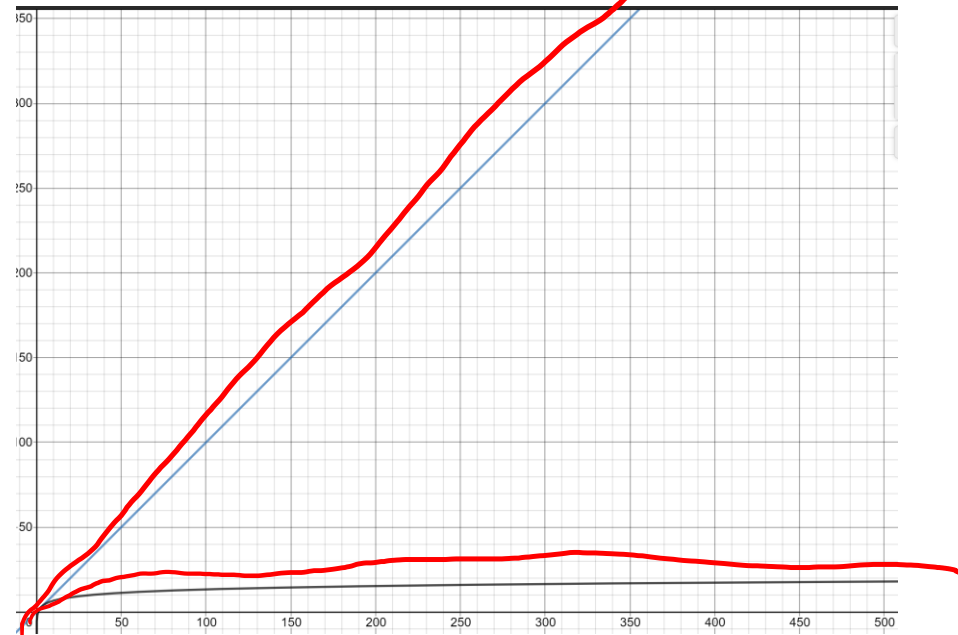
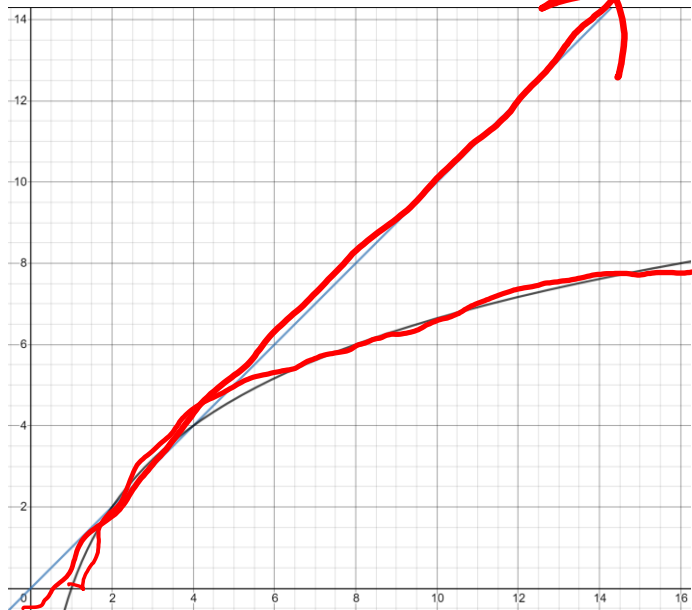
$$\begin{aligned} 4^{11} \% 10 &= 4^{8+2+1} \% 10 = \\ &[(4^8 \% 10) \cdot (4^2 \% 10) \cdot (4^1 \% 10)] \% 10 = (6 \cdot 6 \cdot 4) \% 10 \\ &= (36 \% 10 \cdot 4) \% 10 = (6 \cdot 4) \% 10 = 24 \% 10 = 4. \end{aligned}$$

Fast Exponentiation Algorithm

Is it...actually fast?

The number of multiplications is between $\log_2 e$ and $2 \log_2 e$.

That's A LOT smaller than e



One More Example for Reference

Find $3^{25} \% 7$ using the fast exponentiation algorithm.

Find 25 in binary:

16 is the largest power of 2 smaller than 25. $(25 - 16) = 9$ remaining

8 is smaller than 9. $(9 - 8) = 1$ remaining.

4s place gets a 0.

2s place gets a 0

1s place gets a 1

11001_2

One More Example for Reference

Find $3^{25} \% 7$ using the fast exponentiation algorithm.

Find $3^{2^i} \% 7$:

$$3^1 \% 7 = 3$$

$$3^2 \% 7 = 9 \% 7 = 2$$

$$3^4 \% 7 = (3^2 \cdot 3^2) \% 7 = (2 \cdot 2) \% 7 = 4$$

$$3^8 \% 7 = (3^4 \cdot 3^4) \% 7 = (4 \cdot 4) \% 7 = 2$$

$$3^{16} \% 7 = (3^8 \cdot 3^8) \% 7 = (2 \cdot 2) \% 7 = 4$$

One More Example for Reference

Find $3^{25} \% 7$ using the fast exponentiation algorithm.

$$3^1 \% 7 = 3$$

$$3^2 \% 7 = 2$$

$$3^4 \% 7 = 4$$

$$3^8 \% 7 = 2$$

$$3^{16} \% 7 = 4$$

$$\begin{aligned} 3^{25} \% 7 &= 3^{16+8+1} \% 7 \\ &= [(3^{16} \% 7) \cdot (3^8 \% 7) \cdot (3^1 \% 7)] \% 7 \\ &= [4 \cdot 2 \cdot 3] \% 7 \\ &= (1 \cdot 3) \% 7 = 3 \end{aligned}$$

A Brief Concluding Remark

Why does RSA work? i.e. why is my credit card number "secret"?

algorithm

Raising numbers to large exponents (in mod arithmetic) and finding multiplicative inverses in modular arithmetic are things computers can do quickly.

But factoring numbers (to find p, q to get d) or finding an "exponential inverse" (not the real term) directly are not things computers can do quickly. At least as far as we know.

complexity

An application of all of this modular arithmetic

Amazon chooses random 512-bit (or 1024-bit) prime numbers p, q and an exponent e (often about 60,000).

Amazon calculates $n = pq$. They tell your computer (n, e) (not p, q)


You want to send Amazon your credit card number a .

You compute $C = a^e \% n$ and send Amazon C .

Amazon computes d , the multiplicative inverse of $e \pmod{[p - 1][q - 1]}$

Amazon finds $C^d \% n$

Fact: $a = C^d \% n$ as long as $0 < a < n$ and $p \nmid a$ and $q \nmid a$



More Number Theory Proofs

Caution

To fit proofs on these slides, I skipped some of the boilerplate steps (e.g. introducing variables as arbitrary, including a conclusion)

Don't skip those on your homework/midterm, please 😊

Equivalence in modular arithmetic

Let $a \in \mathbb{Z}, b \in \mathbb{Z}, n \in \mathbb{Z}$ and $n > 0$.

We say $a \equiv b \pmod{n}$ if and only if $n \mid (b - a)$

Warm up

Show that $a \equiv b \pmod{n}$ if and only if $b \equiv a \pmod{n}$

Show that $a \% n = (a - n) \% n$ Where $b \% c$ is the unique r such that $b = kc + r$ for some integer k .

The Division Theorem

For every $a \in \mathbb{Z}, d \in \mathbb{Z}$ with $d > 0$

There exist *unique* integers q, r with $0 \leq r < d$ Such that $a = dq + r$

Warm up

$$n \mid b - a$$

$$\hookrightarrow a \% n = b \% n$$

Show that $a \equiv b \pmod{n}$ if and only if $b \equiv a \pmod{n}$

$$a \equiv b \pmod{n} \leftrightarrow n \mid (b - a) \leftrightarrow nk = b - a \text{ (for } k \in \mathbb{Z}) \leftrightarrow$$

$$n(-k) = a - b \text{ (for } -k \in \mathbb{Z}) \leftrightarrow n \mid (a - b) \leftrightarrow b \equiv a \pmod{n}$$

Show that $a \% n = (a - n) \% n$ Where $b \% c$ is the unique r such that $b = kc + r$ for some integer k .

By definition of $\%$, $a = qn + (a \% n)$ for some integer q . Subtracting n ,

$a - n = (q - 1)n + (a \% n)$. Observe that $q - 1$ is an integer, and that this is the form of the division theorem for $(a - n) \% n$. Since the division theorem guarantees a unique integer, $(a - n) \% n = (a \% n)$

Modular arithmetic so far

For all integers a, b, c, d, n where $n > 0$:

If $a \equiv b \pmod{n}$ then $a + c \equiv a + c \pmod{n}$.

If $a \equiv b \pmod{n}$ then $ac \equiv bc \pmod{n}$.

$a \equiv b \pmod{n}$ if and only if $b \equiv a \pmod{n}$.

$a \% n = (a - n) \% n$.

% and Mod

Other resources use *mod* to mean an operation (takes in an integer, outputs an integer). We will not in this course. *mod* only describes \equiv . It's not "just on the right hand side"

Define $a\%b$ to be "the r you get from the division theorem"
i.e. the integer r such that $0 \leq r < d$ and $a = bq + r$ for some integer q .

This is the "mod function"

I claim $a\%n = b\%n$ if and only if $a \equiv b \pmod{n}$.

How do we show and if-and-only-if?

$a \% n = b \% n$ if and only if $a \equiv b \pmod{n}$

Backward direction:

Suppose $a \equiv b \pmod{n}$

$$a \% n = (b - nk) \% n = b \% n$$

$a \% n = b \% n$ if and only if $a \equiv b \pmod{n}$

Backward direction:

Suppose $a \equiv b \pmod{n}$

$n \mid b - a$ so $nk = b - a$ for some integer k . (by definitions of mod and divides).

So $a = b - nk$

Taking each side $\%n$ we get:

$$a \% n = (b - nk) \% n = b \% n$$

Where the last equality follows from k being an integer and doing k applications of the identity we proved in the warm-up.

$a \% n = b \% n$ if and only if $a \equiv b \pmod{n}$

Show the forward direction:

If $a \% n = b \% n$ then $a \equiv b \pmod{n}$.

This proof is a bit different than the other direction.

Remember to work from top and bottom!!

[Pollev.com/uwcse311](https://pollev.com/uwcse311)

Equivalence in modular arithmetic

Let $a \in \mathbb{Z}, b \in \mathbb{Z}, n \in \mathbb{Z}$ and $n > 0$.
We say $a \equiv b \pmod{n}$ if and only if $n \mid (b - a)$

The Division Theorem

For every $a \in \mathbb{Z}, d \in \mathbb{Z}$ with $d > 0$
There exist *unique* integers q, r with $0 \leq r < d$ Such that $a = dq + r$

$a \% n = b \% n$ if and only if $a \equiv b \pmod{n}$

Forward direction:


Suppose $a \% n = b \% n$.

By definition of %, $a = kn + (a \% n)$ and $b = jn + (b \% n)$ for integers k, j

Isolating $a \% n$ we have $a \% n = a - kn$. Since $a \% n = b \% n$, we can plug into the second equation to get: $b = jn + (a - kn)$

Rearranging, we have $b - a = (j - k)n$. Since k, j are integers we have $n | (b - a)$.

By definition of mod we have $a \equiv b \pmod{n}$.



Why does the Euclidian Algorithm Work?

Correctness of an algorithm

The key to the Euclidian Algorithm being correct is that each time through the loop, you don't change the gcd of the variables m, n .

To prove the code correct, you really want an induction proof (it's good practice to think about it!). The inductive step relies on the fact we stated but didn't prove:

$$\text{gcd}(a, b) = \text{gcd}(b, a \% b).$$

Let's prove it!

GCD fact

If a and b are positive integers, then $\gcd(a,b) = \gcd(b, a \% b)$

How do you show two gcds are equal?

Call $a = \gcd(w, x)$, $b = \gcd(y, z)$

If $b|w$ and $b|x$ then b is a common divisor of w, x so $b \leq a$

If $a|y$ and $a|z$ then a is a common divisor of y, z , so $a \leq b$

If $a \leq b$ and $b \leq a$ then $a = b$

$$\gcd(a,b) = \gcd(b, a \% b)$$

Let $x = \gcd(a, b)$ and $y = \gcd(b, a \% b)$.

We show that y is a common divisor of a and b .

By definition of gcd, $y|b$ and $y|(a \% b)$. So it is enough to show that $y|a$.

Applying the definition of divides we get $b = yk$ for an integer k , and $(a \% b) = yj$ for an integer j .

By definition of mod, $a \% b$ is $a = qb + (a \% b)$ for an integer q .

Plugging in both of our other equations:

$a = qyk + yj = y(qk + j)$. Since q, k , and j are integers, $y|a$. Thus y is a common divisor of a, b and thus $y \leq x$.

$$\gcd(a, b) = \gcd(b, a \% b)$$

Let $x = \gcd(a, b)$ and $y = \gcd(b, a \% b)$.

We show that x is a common divisor of b and $a \% b$.

By definition of gcd, $x|b$ and $x|a$. So it is enough to show that $x|(a \% b)$.

Applying the definition of divides we get $b = xk'$ for an integer k' , and $a = xj'$ for an integer j' .

By definition of mod, $a \% b$ is $a = qb + (a \% b)$ for an integer q

Plugging in both of our other equations:

$xj' = qxk' + a \% b$. Solving for $a \% b$, we have $a \% b = xj' - qxk' = x(j' - qk')$. So $x|(a \% b)$. Thus x is a common divisor of $b, a \% b$ and thus $x \leq y$.

$$\gcd(a,b) = \gcd(b, a \% b)$$

Let $x = \gcd(a, b)$ and $y = \gcd(b, a \% b)$.

We show that x is a common divisor of b and $a \% b$.

We have shown $x \leq y$ and $y \leq x$.

Thus $x = y$, and $\gcd(a, b) = \gcd(b, a \% b)$.