

Introduction to Data Programming

CSE 160

University of Washington

Winter 2017

Ruth Anderson

Agenda for Today

- What is this course?
- Course logistics
- Python!

Welcome to CSE 160!

CSE 160 teaches **core programming concepts** with an emphasis on **real data manipulation tasks** from science, engineering, and business

Goal by the end of the quarter: Given a **data source** and a **problem description**, you can independently write a complete, useful program to **solve the problem**

Course staff

- Lecturer:
 - Ruth Anderson
- TAs:
 - Emily Furst
 - Cynthia(Lingyue) Zhang
 - Emilia Gan
 - Lauren Wolfe
 - Eric Green


Ask us for help!

Learning Objectives

- Computational problem-solving
 - Writing a program will become your “go-to” solution for data analysis tasks
- Basic Python proficiency
 - Including experience with relevant libraries for data manipulation, scientific computing, and visualization.
- Experience working with real datasets
 - astronomy, biology, linguistics, oceanography, open government, social networks, and more.
 - You will see that these are easy to process with a program, and that doing so yields insight.

What this course is not

- A “skills course” in Python
 - ...though you will become proficient in the basics of the Python programming language
 - ...and you will gain experience with some important Python libraries
- A data analysis / “data science” / data visualization course
 - There will be very little statistics knowledge assumed or taught
- A “project” course
 - the assignments are “real,” but are intended to teach specific programming concepts
- A “big data” course
 - Datasets will all fit comfortably in memory
 - No parallel programming



"It's a great time to be a data geek."
-- Roger Barga, Microsoft Research



"The greatest minds of my generation are trying to figure out how to make people click on ads"
-- Jeff Hammerbacher, co-founder, Cloudera



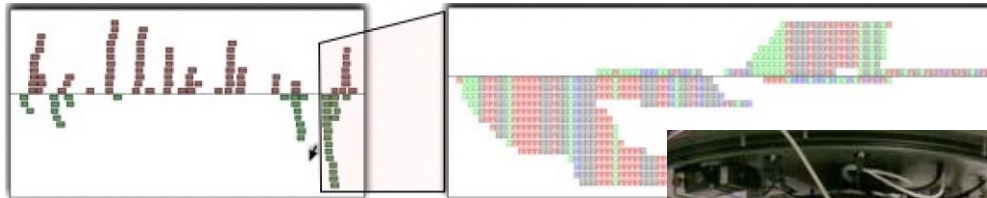


All of science is reducing to computational data manipulation

Old model: "Query the world" (Data acquisition coupled to a specific hypothesis)

New model: "Download the world" (Data acquisition supports many hypotheses)

- Astronomy: High-resolution, high-frequency sky surveys (SDSS, LSST, PanSTARRS)
- Biology: lab automation, high-throughput sequencing,
- Oceanography: high-resolution models, cheap sensors, satellites



Example: Assessing treatment efficacy

	A	B	C	D	E	F	G	H	I	J
1	fu_2wk	fu_4wk	fu_8wk	fu_12wk	fu_16wk	fu_20wk	fu_24wk	total4type_fu	clinic_zip	pt_zip
2	1	3	4	7	9	9	9	12	98405	98405
3	2	4	6	7	8	8	8	8	98405	98403
4	0	0	0	0	0	0	0	0	98405	98445
5	3	2	2	2	2	5	5	5	98405	98332
6	0	0	0	0	0	0	0	0	98405	98405
7	2	2	2	2	2	2	2	2	98405	98402
8	1	2	5	6	8	10	10	14	98405	98418
9	1	1	2	2	2	2	2	2	98499	98406
10	0	0	1	2	2	2	2	6	98405	98404
11	0	0	0	0	0	0	0	0	98405	98402
12	1	1	2	2	4	4	4	4	98405	98405
13	1	1	1	1	1	1	1	1	98404	98404
14	2	2	2	2	2	2	2	2	98499	98498
15	0	0	0	0	0	0	0	0	98499	98445
16	1	1	1	1	1	1	1	1	98499	98405
17	1	1	1	1	1	1	1	1	98499	98498
18	1	3	3	3	3	3	3	3	98499	98499
19	1	1	4	5	7	7	7	7	98499	98371

number of follow ups within 16 weeks after treatment enrollment.

Zip code of clinic

Zip code of patient

Question: Does the distance between the patient's home and clinic influence the number of follow ups, and therefore treatment efficacy?

Python program to assess treatment efficacy

```
# This program reads an Excel spreadsheet whose penultimate
# and antepenultimate columns are zip codes.
# It adds a new last column for the distance between those zip
# codes, and outputs in CSV (comma-separated values) format.
# Call the program with two numeric values: the first and last
# row to include.
# The output contains the column headers and those rows.
```

```
# Libraries to use
```

```
import random
import sys
import xlrd      # library for working with Excel spreadsheets
import time
from gdapi import GoogleDirections
```

```
# No key needed if few queries
```

```
gd = GoogleDirections('dummy-Google-key')
```

```
wb = xlrd.open_workbook('mhip_zip_eScience_121611a.xls')
sheet = wb.sheet_by_index(0)
```

```
# User input: first row to process, first row not to process
```

```
first_row = max(int(sys.argv[1]), 2)
row_limit = min(int(sys.argv[2])+1, sheet.nrows)
```

```
def comma_separated(lst):
    return ",".join([str(s) for s in lst])
```

```
headers = sheet.row_values(0) + ["distance"]
print comma_separated(headers)
```

```
for rownum in range(first_row, row_limit):
    row = sheet.row_values(rownum)
    (zip1, zip2) = row[-3:-1]
    if zip1 and zip2:
        # Clean the data
        zip1 = str(int(zip1))
        zip2 = str(int(zip2))
        row[-3:-1] = [zip1, zip2]
        # Compute the distance via Google Maps
        try:
            distance = gd.query(zip1, zip2).distance
        except:
            print >> sys.stderr, "Error computing distance:", zip1, zip2
            distance = ""
        # Print the row with the distance
        print comma_separated(row + [distance])
    # Avoid too many Google queries in rapid succession
    time.sleep(random.random()+0.5)
```

23 lines of executable code!

Course logistics

- Website: <http://www.cs.washington.edu/cse160>
- See the website for all administrative details
- Read the handouts and required texts, *before* the lecture
 - There is a brief reading quiz due before each lecture
- Take notes!
- Homework 1 part 1 is due Friday
 - As is a survey (and a reading quiz before lecture)
- You get 5 late days throughout the quarter
 - No assignment may be submitted more than 3 days late.
(contact the instructor if you are hospitalized)
- If you want to join the class, sign sheet at front of class, email rea@cs.washington.edu, from your @u address

Academic Integrity

- Honest work is required of a scientist or engineer
- Collaboration policy on the course web. **Read it!**
 - Discussion is permitted
 - **Carrying materials from discussion is not permitted**
 - Everything you turn in must be your own work
 - Cite your sources, explain any unconventional action
 - **You may not view others' work**
 - If you have a question about the policy, just ask us
- I trust you completely
- I have no sympathy for trust violations – nor should you

How to succeed

- No prerequisites
- Non-predictors for success:
 - Past programming experience
 - Enthusiasm for games or computers
- Programming and data analysis are challenging
- Every one of you can succeed
 - There is no such thing as a “born programmer”
 - Work hard
 - Follow directions
 - Be methodical
 - *Think* before you act
 - Try on your own, then ask for help
 - Start early



Me (Ruth Anderson)

- **Grad Student at UW:** in Programming Languages, Compilers, Parallel Computing
- **Taught Computer Science** at the University of Virginia for 5 years
- **PhD at UW:** in Educational Technology, Pen Computing
- **Current Research:** Computing and the Developing World, Computer Science Education



Introductions

- Name
- Email address
- Major
- Year (1,2,3,4,5)
- Hometown
- Interesting Fact or what I did over break.

