

# File I/O

Ruth Anderson

UW CSE 160

Winter 2016




# File Input and Output

- As a programmer, when would one use a file?
- As a programmer, what does one do with a file?

# Files store information when a program is not running

Important operations:

- open a file
- close a file
- read data
- write data



# Files and filenames

- A **file** object represents data on your disk drive
  - Can read from it and write to it
- A **filename** (usually a string) states where to find the data on your disk drive
  - Can be used to find/create a file
  - Examples:
    - Linux/Mac: `"/home/rea/class/160/lectures/file_io.pptx"`
    - Windows: `"C:\Users\rea\My Documents\cute_dog.jpg"`
    - Linux/Mac: `"homework3/images/Husky.png"`
    - `"Husky.png"`

# Two types of filenames

- An **Absolute** filename gives a specific location on disk:  
`"/home/rea/class/160/16wi/lectures/file_io.pptx"` Or  
`"C:\Users\rea\My Documents\homework3\images\Husky.png"`
  - Starts with `"/` (Unix) or `"C:\` (Windows)
  - Warning: code will fail to find the file if you move/rename files or run your program on a different computer
- A **Relative** filename gives a location relative to the *current working directory*:  
`"lectures/file_io.pptx"` Or `" images\Husky.png"`
  - Warning: code will fail to find the file unless you run your program from a directory that contains the given contents
- *A relative filename is usually a better choice*

# Examples

Linux/Mac: These could all refer to the same file:

```
"/home/rea/class/160/homework3/images/Husky.png"
```

```
"homework3/images/Husky.png"
```

```
"images/Husky.png"
```

```
"Husky.png"
```

Windows: These could all refer to the same file:

```
"C:\Users\rea\My Documents\class\160\homework3\images\Husky.png"
```

```
"homework3\images\Husky.png"
```

```
"images\Husky.png"
```

```
"Husky.png"
```

# “Current Working Directory” in Python

The directory from which you ran Python

To determine it from a Python program:

```
>>> import os    # "os" stands for "operating system"  
>>> os.getcwd()  
' /Users/johndoe/Documents '
```

*Can be the source of confusion: where are my files?*

# Opening a file in python

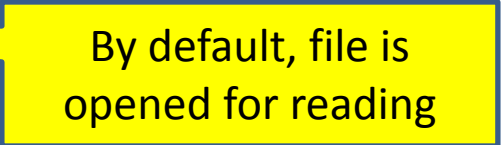
To open a file for reading:

```
# Open takes a filename and returns a file object.  
# This fails if the file cannot be found & opened.
```

```
myfile = open("datafile.dat")
```

- Or equivalently:

```
myfile = open("datafile.dat", "r")
```



By default, file is opened for reading

To open a file for writing:

```
# Will create datafile.dat if it does not already  
# exist, if datafile.dat already exists, then it  
# will be OVERWRITTEN
```

```
myfile = open("datafile.dat", "w")
```

```
# If datafile.dat already exists, then we will  
# append what we write to the end of that file
```

```
myfile = open("datafile.dat", "a")
```



# Reading a file in python

```
# Open takes a filename and returns a file object.  
# This fails if the file cannot be found & opened.  
myfile = open("datafile.dat")
```

```
# Approach 1: Process one line at a time  
for line_of_text in myfile:  
    ... process line_of_text
```

```
# Approach 2: Process entire file at once  
all_data_as_a_big_string = myfile.read()
```

```
myfile.close() # close the file when done reading
```

*Assumption: file is a sequence of lines*

*Where does Python expect to find this file (note the relative pathname)?*

# Simple Reading a file Example

```
# Reads in file one line at a time and
# prints the contents of the file.
in_file = "student_info.txt"
myfile = open(in_file)
for line_of_text in myfile:
    print line_of_text
myfile.close()
```

# Reading a file Example

```
# Count the number of words in a text file
in_file = "thesis.txt"
myfile = open(in_file)
num_words = 0
for line_of_text in myfile:
    word_list = line_of_text.split()
    num_words += len(word_list)
myfile.close()

print "Total words in file: ", num_words
```

# Reading a file multiple times

You can iterate over a list as many times as you like:

```
mylist = [ 3, 1, 4, 1, 5, 9 ]
for elt in mylist:
    ... process elt
for elt in mylist:
    ... process elt
```

Iterating over a file uses it up:

```
myfile = open("datafile.dat")
for line_of_text in myfile:
    ... process line_of_text
for line_of_text in myfile:
    ... process line_of_text
```

This loop body will never be executed!

How to read a file multiple times?

**Solution 1:** Read into a list, then iterate over it

```
myfile = open("datafile.dat")
mylines = []
for line_of_text in myfile:
    mylines.append(line_of_text)
for line_of_text in mylines:
    ... process line_of_text
for line_of_text in mylines:
    ... process line_of_text
```

**Solution 2:** Re-create the file object (slower, but a better choice if the file does not fit in memory)

```
myfile = open("datafile.dat")
for line_of_text in myfile:
    ... process line_of_text
myfile = open("datafile.dat")
for line_of_text in myfile:
    ... process line_of_text
```

# Writing to a file in python

# Replaces any existing file of this name

```
myfile = open("output.dat", "w")
```

open for **Writing**  
(no argument, or  
"r", for **Reading**)

# Just like printing output

```
myfile.write("a bunch of data")
```

```
myfile.write("a line of text\n")
```

"\n" means  
end of line  
(Newline)

Wrong; results in:

**TypeError: expected a character buffer object**

```
myfile.write(4)
```

```
myfile.write(str(4))
```

Right. Argument  
must be a string

```
myfile.close()
```

close when done  
with all writing