

Introduction to Python and programming

Ruth Anderson

UW CSE 160

Winter 2016


1. Python is a calculator



2. A variable is a container



3. Different types cannot be compared



4. A program is a recipe

CORNBREAD

Colvin Run Mill Corn Bread

- 1 cup cornmeal
- 1 cup flour
- ½ teaspoon salt
- 4 teaspoons baking powder
- 3 tablespoons sugar
- 1 egg
- 1 cup milk
- ¼ cup shortening (soft) or vegetable oil



Mix together the dry ingredients. Beat together the egg, milk and shortening/oil. Add the liquids to the dry ingredients. Mix quickly by hand. Pour into greased 8x8 or 9x9 baking pan. Bake at 425 degrees for 20-25 minutes.

2

0. Don't panic!



- CSE 160 is for beginners to programming
 - (If you know how to program, you don't belong)
- You can learn to program in 10 weeks
 - You will work hard
 - We will work hard to help you
- Ask questions!
 - This is the best way to learn

1. Python is a calculator

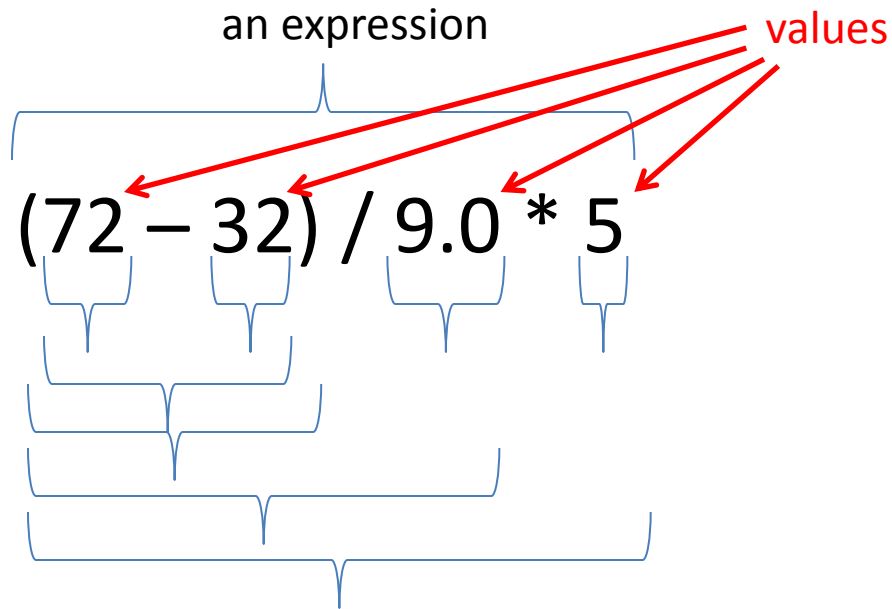


You type *expressions*. Python computes their *values*.

- 5
- 3 + 4
- 44 / 2
- 2 ** 3
- 3 * 4 + 5 * 6
 - If precedence is unclear, use parentheses
- (72 - 32) / 9 * 5

An expression is evaluated from the inside out

- How many expressions are in this Python code?



$$(72 - 32) / 9.0 * 5$$

$$(40) / 9.0 * 5$$

$$40 / 9.0 * 5$$

$$4.44 * 5$$

$$22.2$$

Another evaluation example

$$(72 - 32) / (9.0 * 5)$$

$$(40) / (9.0 * 5)$$

$$40 / (9.0 * 5)$$

$$40 / (45.0)$$

$$40 / 45.0$$

$$.888$$

2. A variable is a container



Variables hold values

- Recall variables from algebra:
 - Let $x = 2$...
 - Let $y = x$...
- In Python assign a variable: “*varname = expression*”

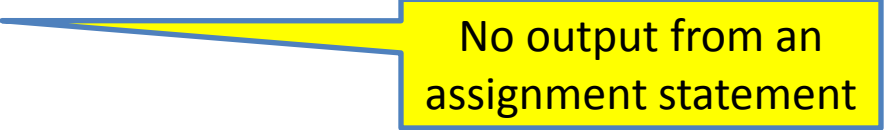
```
pi = 3.14
```

```
pi
```

```
avogadro = 6 * 10 ** 23
```

```
avogadro
```

```
22 = x          # Error!
```



No output from an assignment statement

- Not all variable names are permitted

Changing existing variables ("re-binding" or "re-assigning")

x = 2

x

y = 2

y

x = 5

x

y

- “=” in an assignment is **not** a promise of eternal equality
 - This is **different** than the mathematical meaning of “=”
- Evaluating an expression gives a new (copy of a) number, rather than changing an existing one

How an assignment is executed


1. Evaluate the right-hand side to a value
2. Store that value in the variable

```
x = 2
print x
y = x
print y
z = x + 1
print z
x = 5
print x
print y
print z
```

State of the computer:



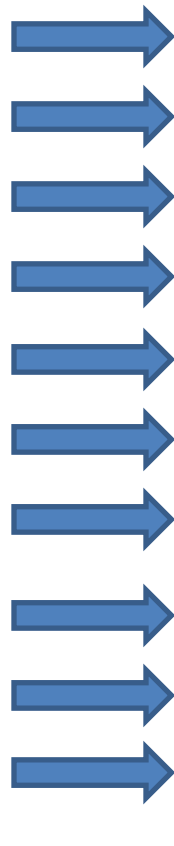
Printed output:



To visualize a program's execution:
<http://pythontutor.com>

How an assignment is executed

1. Evaluate the right-hand side to a value
2. Store that value in the variable



```
x = 2
print x
y = x
print y
z = x + 1
print z
x = 5
print x
print y
print z
```

State of the computer:

```
x: 2
y: 2
z: 3
```

Printed output:

```
2
2
3
5
2
3
```

To visualize a program's execution:
<http://pythontutor.com>

More expressions: Conditionals (value is True or False)

```
22 > 4
```

```
22 < 4
```

```
22 == 4
```

```
x = 100
```

Assignment, *not* conditional!

```
22 = 4
```

Error!

```
x >= 5
```

```
x >= 100
```

```
x >= 200
```

```
not True
```

```
not (x >= 200)
```

```
3<4 and 5<6
```

```
4<3 or 5<6
```

```
temp = 72
```

```
water_is_liquid = temp > 32 and temp < 212
```

Numeric operators: +, *, **

Boolean operators: not, and, or

Mixed operators: <, >=, ==

More expressions: strings

A string represents **text**


```
'Python'  
this_class = "CSE 160"  
""
```

Empty string is not the same as an unbound variable

Operations:


- Length:
`len(this_class)`
- Concatenation:
`"Ruth" + 'Anderson'`
- Containment/searching:
`'0' in this_class`
`"0" in this_class`

3. Different types cannot be compared



Types of values

- Integers (**int**): -22, 0, 44
 - Arithmetic is **exact**
 - Some funny representations: 12345678901**L**
- Real numbers (**float**, for “floating point”):
2.718, 3.1415
 - Arithmetic is **approximate**, e.g., 6.022*10**23
 - Some funny representations: 6.022e+23
- Strings (**str**): "I love Python", ""
- Truth values (**bool**, for “Boolean”):
True, **False**



George Boole

Operations behave differently on different types

3.0 + 4.0

3 + 4

3 + 4.0

"3" + "4"

3 + "4" # Error

3 + **True** # Insanity! (Don't do this.)

Moral: Python *sometimes* tells you when you do something that does not make sense.

Operations behave differently on different types

`15.0 / 4.0`

`15 / 4`

Truncating!

`15.0 / 4`

`15 / 4.0`

Type conversion:

`float(15)`

`int(15.0)`

`int(15.5)`

`int("15")`

`str(15.5)`

`float(15) / 4`

4. A program is a recipe

CORNBREAD

Colvin Run Mill Corn Bread

- 1 cup cornmeal
- 1 cup flour
- ½ teaspoon salt
- 4 teaspoons baking powder
- 3 tablespoons sugar
- 1 egg
- 1 cup milk
- ¼ cup shortening (soft) or vegetable oil



Mix together the dry ingredients. Beat together the egg, milk and shortening/oil. Add the liquids to the dry ingredients. Mix quickly by hand. Pour into greased 8x8 or 9x9 baking pan. Bake at 425 degrees for 20-25 minutes.

What is a program?

- A program is a sequence of instructions
- The computer executes one after the other, as if they had been typed to the interpreter
- Saving your work as a program is better than re-typing from scratch

```
x = 1
```

```
y = 2
```

```
x + y
```

```
print x + y
```

```
print "The sum of", x, "and", y, "is", x+y
```

Interlude: The `print` statement

- The `print` statement always prints one line
 - The next print statement prints below that one
- Write 0 or more expressions after `print`, separated by commas
 - In the output, the values are separated by spaces

- Examples:

```
print 3.1415
```

```
print 2.718, 1.618
```

```
print
```

```
print 20 + 2, 7 * 3, 4 * 5
```

```
print "The sum of", x, "and", y, "is", x+y
```

Exercise: Convert temperatures

- Make a temperature conversion chart:
Fahrenheit to Centigrade, for -40, 0, 32, 68, 98.6, 212, 293, 451
Output:

```
-40 -40.0
0 -17.7778
32 0.0
68 20.0
98.6 37.0
212 100.0
293 145.0
451 232.778
```

- You have created a Python program!
- (It doesn't have to be this tedious, and it won't be.)

Expressions, statements, and programs

- An **expression** evaluates to a value

```
3 + 4
```

```
pi * r**2
```

- A **statement** causes an effect

```
pi = 3.14159
```

```
print pi
```

- Expressions appear within other expressions and within statements

```
(fahr - 32) * (5.0 / 9)
```

```
print pi * r**2
```

- A statement may *not* appear within an expression

```
3 + print pi          # Error!
```

- A **program** is made up of statements

- A program should do something or communicate information
- Just evaluating an expression does not accomplish either goal


1. Python is a calculator



2. A variable is a container



3. Different types cannot be compared



4. A program is a recipe

CORNBREAD

Colvin Run Mill Corn Bread

- 1 cup cornmeal
- 1 cup flour
- ½ teaspoon salt
- 4 teaspoons baking powder
- 3 tablespoons sugar
- 1 egg
- 1 cup milk
- ¼ cup shortening (soft) or vegetable oil



Mix together the dry ingredients. Beat together the egg, milk and shortening/oil. Add the liquids to the dry ingredients. Mix quickly by hand. Pour into greased 8x8 or 9x9 baking pan. Bake at 425 degrees for 20-25 minutes.

24