



# Building Java Programs

Chapter 12  
introduction to recursion

**reading: 12.1**

SENORGIF.COM



# Road Map - Quarter

## CS Concepts

- Client/Implementer
- Efficiency
- Recursion
- Regular Expressions
- Grammars
- Sorting
- Backtracking
- Hashing
- Huffman Compression

## Data Structures

- Lists
- Stacks
- Queues
- Sets
- Maps
- Priority Queues

## Java Language

- Exceptions
- Interfaces
- References
- Comparable
- Generics
- Inheritance/Polymorphism
- Abstract Classes

## Java Collections

- Arrays
- ArrayList ✖
- LinkedList ✖
- Stack
- TreeSet / TreeMap
- HashSet / HashMap
- PriorityQueue




# Road Map - Week

- Monday
  - Introduce idea of “recursion”
  - Goal: Understand idea of recursion and read recursive code.
- Tuesday
  - Practice reading recursive code
- Wednesday
  - More complex recursive examples
  - Goal: Identify recursive structure in problem and write recursive code
- Thursday
  - Practice writing recursive code
- Friday
  - Exam logistics
  - Set-up for A5

# Exercise

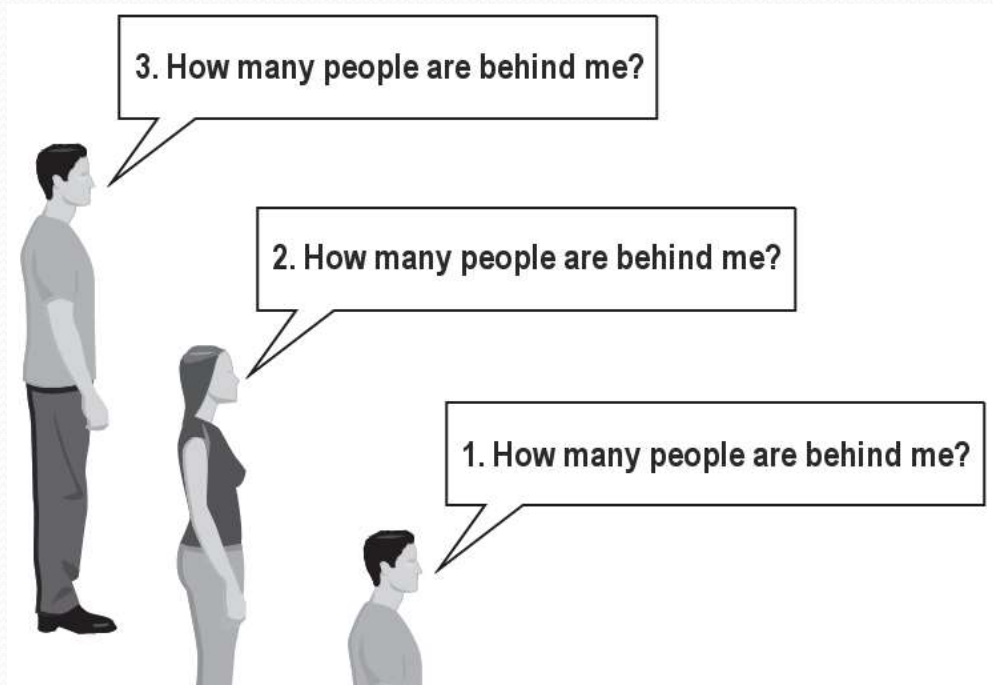
- (To a student in the front row)  
How many students total are directly behind you in your "column" of the classroom?
  - You have poor vision, so you can see only the people right next to you. So you can't just look back and count.
  - But you are allowed to ask questions of the person next to you.
  - How can we solve this problem?  
(*recursively* )






# Recursive algorithm

- Number of people behind me:
  - If there is someone behind me, ask him/her how many people are behind him/her.
    - When they respond with a value **N**, then I will answer **N + 1**.
  - If there is nobody behind me, I will answer **0**.



# The idea

- Recursion is all about breaking a big problem into smaller occurrences of that same problem.
  - Each person can solve a small part of the problem.
    - What is a small version of the problem that would be easy to answer?
    - What information from a neighbor might help me?





# Recursion

- **recursion:** The definition of an operation in terms of itself.
  - Solving a problem using recursion depends on solving smaller occurrences of the same problem.
- **recursive programming:** Writing methods that call themselves to solve problems recursively.
  - An equally powerful substitute for *iteration* (loops)
  - Particularly well-suited to solving certain types of problems





# Why learn recursion?

- "Cultural experience" – think differently about problems
- Solves some problems more naturally than iteration
- Can lead to elegant, simplistic, short code (when used well)
- Many programming languages ("functional" languages such as Scheme, ML, and Haskell) use recursion exclusively (no loops)
- A key component of many of our assignments in CSE 143



# Getting down stairs



- Need to know two things:
  - Getting down one stair
  - Recognizing the bottom
- Most code will look like:

```
if (simplest case) {  
    compute and return solution  
} else {  
    divide into similar subproblem(s)  
    solve each subproblem recursively  
    assemble the overall solution  
}
```



# Recursion and cases

- Every recursive algorithm involves at least 2 cases:
  - **base case:** A simple occurrence that can be answered directly.
  - **recursive case:** A more complex occurrence of the problem that cannot be directly answered, but can instead be described in terms of smaller occurrences of the same problem.
- Some recursive algorithms have more than one base or recursive case, but all have at least one of each.
- A crucial part of recursive programming is identifying these cases.

# Linked Lists are Self-Similar

- a linked list is:
  - null
  - a node whose `next` field references a list
- **recursive data structure**: a data structure partially composed of smaller or simpler instances of the same data structure











# Another recursive task

- How can we remove exactly half of the M&M's in a large bowl, without dumping them all out or being able to count them?
  - What if multiple people help out with solving the problem? Can each person do a small part of the work?
  - What is a number of M&M's that it is easy to double, even if you can't count?
    - (What is a "base case"?)



# Recursion in Java

- Consider the following method to print a line of \* characters:

```
// Prints a line containing the given number of stars.  
// Precondition: n >= 0  
public static void printStars(int n) {  
    for (int i = 0; i < n; i++) {  
        System.out.print("*");  
    }  
    System.out.println();    // end the line of output  
}
```

- Write a recursive version of this method (that calls itself).
  - Solve the problem without using any loops.
  - Hint: Your solution should print just one star at a time.



# A basic case

- What are the cases to consider?
  - What is a very easy number of stars to print without a loop?

```
public static void printStars(int n) {  
    if (n == 1) {  
        // base case; just print one star  
        System.out.println("*");  
    } else {  
        ...  
    }  
}
```

# Handling more cases

- Handling additional cases, with no loops (in a bad way):

```
public static void printStars(int n) {  
    if (n == 1) {  
        // base case; just print one star  
        System.out.println("*");  
    } else if (n == 2) {  
        System.out.print("*");  
        System.out.println("*");  
    } else if (n == 3) {  
        System.out.print("*");  
        System.out.print("*");  
        System.out.println("*");  
    } else if (n == 4) {  
        System.out.print("*");  
        System.out.print("*");  
        System.out.print("*");  
        System.out.println("*");  
    } else ...  
}
```



# Handling more cases 2

- Taking advantage of the repeated pattern (somewhat better):

```
public static void printStars(int n) {  
    if (n == 1) {  
        // base case; just print one star  
        System.out.println("*");  
    } else if (n == 2) {  
        System.out.print("*");  
        printStars(1);        // prints "*"   
    } else if (n == 3) {  
        System.out.print("*");  
        printStars(2);        // prints "***"   
    } else if (n == 4) {  
        System.out.print("*");  
        printStars(3);        // prints "****"   
    } else ...  
}
```



# Using recursion properly

- Condensing the recursive cases into a single case:

```
public static void printStars(int n) {  
    if (n == 1) {  
        // base case; just print one star  
        System.out.println("*");  
    } else {  
        // recursive case; print one more star  
        System.out.print("*");  
        printStars(n - 1);  
    }  
}
```

# "Recursion Zen"

- The real, even simpler, base case is an  $n$  of 0, not 1:

```
public static void printStars(int n) {  
    if (n == 0) {  
        // base case; just end the line of output  
        System.out.println();  
    } else {  
        // recursive case; print one more star  
        System.out.print("*");  
        printStars(n - 1);  
    }  
}
```

- **Recursion Zen:** The art of properly identifying the best set of cases for a recursive algorithm and expressing them elegantly.  
(A CSE 143 informal term)



# Recursion vs Iteration

```
public static void writeStars(int n) {  
    while (n > 0) {  
        System.out.print("*");  
        n--;  
    }  
    System.out.println();  
}
```

```
public static void writeStars(int n) {  
    if (n == 0) {  
        System.out.println();  
    } else {  
        System.out.print("*");  
        writeStars(n - 1);  
    }  
}
```

# Recursion vs Iteration

```
public static void writeStars(int n) {  
    while (n > 0) {  
        System.out.print("*");  
        n--;  
    }  
    System.out.println(); // base case. assert: n == 0  
}
```

```
public static void writeStars(int n) {  
    if (n == 0) {  
        System.out.println(); // base case  
    } else {  
        System.out.print("*");  
        writeStars(n - 1);  
    }  
}
```



# Recursion vs Iteration

```
public static void writeStars(int n) {  
    while (n > 0) { // "recursive" case  
        System.out.print("*"); // small piece of problem  
        n--;  
    }  
    System.out.println();  
}
```

```
public static void writeStars(int n) {  
    if (n == 0) {  
        System.out.println();  
    } else { // "recursive" case. assert: n > 0  
        System.out.print("*"); // small piece of problem  
        writeStars(n - 1);  
    }  
}
```

# Recursion vs Iteration

```
public static void writeStars(int n) {  
    while (n > 0) { // "recursive" case  
        System.out.print("*");  
        n--; // make the problem smaller  
    }  
    System.out.println();  
}
```

```
public static void writeStars(int n) {  
    if (n == 0) {  
        System.out.println();  
    } else { // "recursive" case. assert: n > 0  
        System.out.print("*");  
        writeStars(n - 1); // make the problem smaller  
    }  
}
```



# Recursive tracing

- Consider the following recursive method:

```
public static int mystery(int n) {  
    if (n < 10) {  
        return n;  
    } else {  
        int a = n / 10;  
        int b = n % 10;  
        return mystery(a + b);  
    }  
}
```

- What is the result of the following call?  
`mystery(648)`

# A recursive trace

mystery(648):

- `int a = 648 / 10;` // 64
- `int b = 648 % 10;` // 8
- `return mystery(a + b);` // **mystery(72)**

mystery(72):

- `int a = 72 / 10;` // 7
- `int b = 72 % 10;` // 2
- `return mystery(a + b);` // **mystery(9)**

mystery(9):

- `return 9;`



# Recursive tracing 2

- Consider the following recursive method:

```
public static int mystery(int n) {  
    if (n < 10) {  
        return (10 * n) + n;  
    } else {  
        int a = mystery(n / 10);  
        int b = mystery(n % 10);  
        return (100 * a) + b;  
    }  
}
```

- What is the result of the following call?  
`mystery(348)`

# A recursive trace 2

mystery(348)

- `int a = mystery(34);`

- `int a = mystery(3);`

- `return (10 * 3) + 3;    // 33`

- `int b = mystery(4);`

- `return (10 * 4) + 4;    // 44`

- `return (100 * 33) + 44;    // 3344`

- `int b = mystery(8);`

- `return (10 * 8) + 8;    // 88`

- `return (100 * 3344) + 88;    // 334488`

- What is this method really doing?




# Exercise

- Note: We did `reverseDeck` in lecture but they are the **exact same problem**
- Write a recursive method `reverseLines` that accepts a `Scanner` and prints the lines of the file in reverse order.

- Example input file:

```
I have eaten  
the plums  
that were in  
the icebox
```



- Expected console output:

```
the icebox  
that were in  
the plums  
I have eaten
```

- What are the cases to consider?
  - How can we solve a small part of the problem at a time?
  - What is a file that is very easy to reverse?

# Reversal pseudocode

- Reversing the lines of a file:
  - Read a line L from the file.
  - Print the rest of the lines in reverse order.
  - Print the line L.
- If only we had a way to reverse the rest of the lines of the file....



# Reversal solution

```
public static void reverseLines(Scanner input) {  
    if (input.hasNextLine()) {  
        // recursive case  
        String line = input.nextLine();  
        reverseLines(input);  
        System.out.println(line);  
    }  
}
```

- Where is the base case?

# Tracing our algorithm

- **call stack:** The method invocations currently running

```
reverseLines(new Scanner("poem.txt"));
```

```
public static void reverseLines(Scanner input) {  
    if (input.hasNextLine()) {  
        String line = input.nextLine(); // "I have eaten"  
    }  
    public static void reverseLines(Scanner input) {  
        if (input.hasNextLine()) {  
            String line = input.nextLine(); // "the plums"  
        }  
        public static void reverseLines(Scanner input) {  
            if (input.hasNextLine()) {  
                String line = input.nextLine(); // "that were in"  
            }  
            public static void reverseLines(Scanner input) {  
                if (input.hasNextLine()) {  
                    String line = input.nextLine(); // "the icebox"  
                }  
                public static void reverseLines(Scanner input) {  
                    if (input.hasNextLine()) { // false  
                        ...  
                    }  
                }  
            }  
        }  
    }  
}
```

I have eaten  
the plums  
that were in  
the icebox

the icebox  
that were in  
the plums  
I have eaten