


# Building Java Programs

Chapter 13  
Sorting

**reading: 13.3, 13.4**



# Collections class

Method name	Description
<code>binarySearch(<b>list</b>, <b>value</b>)</code>	returns the index of the given value in a sorted list (< 0 if not found)
<code>copy(<b>listTo</b>, <b>listFrom</b>)</code>	copies <b>listFrom</b> 's elements to <b>listTo</b>
<code>emptyList()</code> , <code>emptyMap()</code> , <code>emptySet()</code>	returns a read-only collection of the given type that has no elements
<code>fill(<b>list</b>, <b>value</b>)</code>	sets every element in the list to have the given value
<code>max(<b>collection</b>)</code> , <code>min(<b>collection</b>)</code>	returns largest/smallest element
<code>replaceAll(<b>list</b>, <b>old</b>, <b>new</b>)</code>	replaces an element value with another
<code>reverse(<b>list</b>)</code>	reverses the order of a list's elements
<code>shuffle(<b>list</b>)</code>	arranges elements into a random order
<code>sort(<b>list</b>)</code>	arranges elements into ascending order

# Sorting

- **sorting**: Rearranging the values in an array or collection into a specific order (usually into their "natural ordering").
  - one of the fundamental problems in computer science
  - can be solved in many ways:
    - there are many sorting algorithms
    - some are faster/slower than others
    - some use more/less memory than others
    - some work better with specific kinds of data
    - some can utilize multiple computers / processors, ...
  - *comparison-based sorting* : determining order by comparing pairs of elements:
    - `<`, `>`, `compareTo`, ...

# Sorting methods in Java

- The `Arrays` and `Collections` classes in `java.util` have a static method `sort` that sorts the elements of an array/list

```
String[] words = {"foo", "bar", "baz", "ball"};
Arrays.sort(words);
System.out.println(Arrays.toString(words));
// [ball, bar, baz, foo]
```

```
List<String> words2 = new ArrayList<String>();
for (String word : words) {
    words2.add(word);
}
Collections.sort(words2);
System.out.println(words2);
// [ball, bar, baz, foo]
```

# Sorting algorithms

- **bogo sort:** shuffle and pray
- **bubble sort:** swap adjacent pairs that are out of order
- **selection sort:** look for the smallest element, move to front
- **insertion sort:** build an increasingly large sorted front portion
- **merge sort:** recursively divide the array in half and sort it
- **heap sort:** place the values into a sorted tree structure
- **quick sort:** recursively partition array based on a middle value

other specialized sorting algorithms:

- **bucket sort:** cluster elements into smaller groups, sort them
- **radix sort:** sort integers by last digit, then 2nd to last, then ...
- ...

# Selection sort

- **selection sort:** Orders a list of values by repeatedly putting the smallest or largest unplaced value into its final position.

The algorithm:

- Look through the list to find the smallest value.
- Swap it so that it is at index 0.
- Look through the list to find the second-smallest value.
- Swap it so that it is at index 1.
- ...
- Repeat until all values are in their proper places.

# Selection sort example

- Initial array:

index	0	1	2	3	4	5	6	7	8	9	10	11	12	13	14	15	16
value	22	18	12	-4	27	30	36	50	7	68	91	56	2	85	42	98	25

- After 1st, 2nd, and 3rd passes:

index	0	1	2	3	4	5	6	7	8	9	10	11	12	13	14	15	16
value	<b>-4</b>	18	12	<b>22</b>	27	30	36	50	7	68	91	56	2	85	42	98	25

index	0	1	2	3	4	5	6	7	8	9	10	11	12	13	14	15	16
value	-4	<b>2</b>	12	22	27	30	36	50	7	68	91	56	<b>18</b>	85	42	98	25

index	0	1	2	3	4	5	6	7	8	9	10	11	12	13	14	15	16
value	-4	2	<b>7</b>	22	27	30	36	50	<b>12</b>	68	91	56	18	85	42	98	25



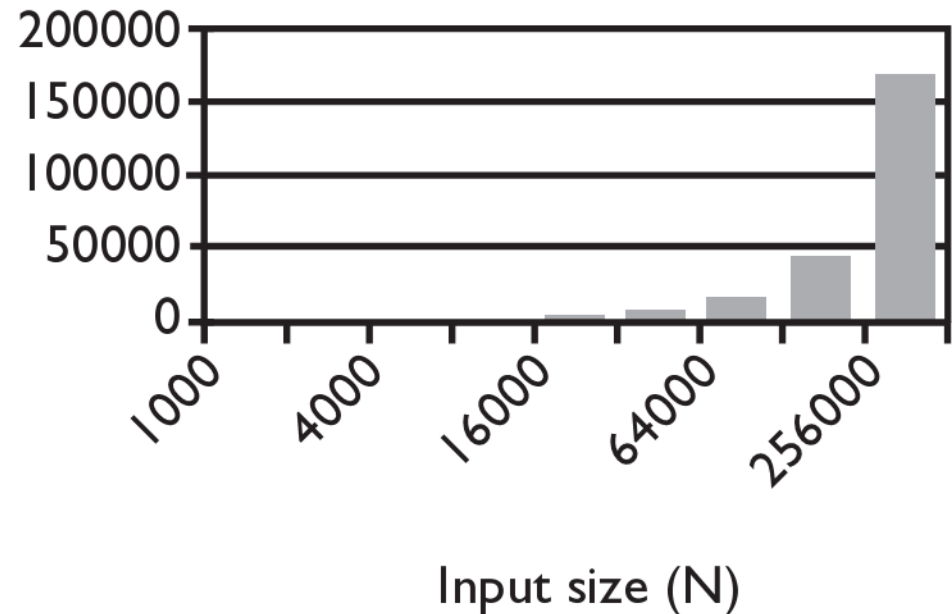
# Selection sort code

```
// Rearranges the elements of a into sorted order using
// the selection sort algorithm.
public static void selectionSort(int[] a) {
    for (int i = 0; i < a.length - 1; i++) {
        // find index of smallest remaining value
        int min = i;
        for (int j = i + 1; j < a.length; j++) {
            if (a[j] < a[min]) {
                min = j;
            }
        }
        // swap smallest value its proper place, a[i]
        swap(a, i, min);
    }
}
```

# Selection sort runtime (Fig. 13.6)

- What is the complexity class (Big-Oh) of selection sort?

<b>N</b>	<b>Runtime (ms)</b>
1000	0
2000	16
4000	47
8000	234
16000	657
32000	2562
64000	10265
128000	41141
256000	164985



# Bogo sort

- **bogo sort:** Orders a list of values by repetitively shuffling them and checking if they are sorted.
  - name comes from the word "bogus"

The algorithm:

- Scan the list, seeing if it is sorted. If so, stop.
  - Else, shuffle the values in the list and repeat.
- This sorting algorithm (obviously) has terrible performance!
    - What is its runtime?

# Bogo sort code

```
// Places the elements of a into sorted order.
```

```
public static void bogoSort(int[] a) {  
    while (!isSorted(a)) {  
        shuffle(a);  
    }  
}
```

```
// Returns true if a's elements are in sorted order.
```

```
public static boolean isSorted(int[] a) {  
    for (int i = 0; i < a.length - 1; i++) {  
        if (a[i] > a[i + 1]) {  
            return false;  
        }  
    }  
    return true;  
}
```

# Bogo sort code, cont'd.

```
// Shuffles an array of ints by randomly swapping each
// element with an element ahead of it in the array.
public static void shuffle(int[] a) {
    for (int i = 0; i < a.length - 1; i++) {
        // pick a random index in [i+1, a.length-1]
        int range = a.length - 1 - (i + 1) + 1;
        int j = (int) (Math.random() * range + (i + 1));
        swap(a, i, j);
    }
}

// Swaps a[i] with a[j].
public static void swap(int[] a, int i, int j) {
    if (i != j) {
        int temp = a[i];
        a[i] = a[j];
        a[j] = temp;
    }
}
```

# Similar algorithms

index	0	1	2	3	4	5	6	7	8	9	10	11	12	13	14	15	16
value	22	18	12	-4	27	30	36	50	7	68	91	56	2	85	42	98	25

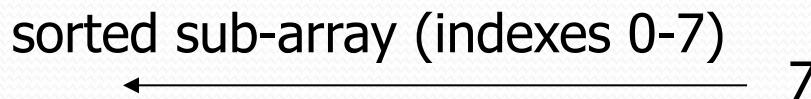
- **bubble sort:** Make repeated passes, swapping adjacent values
  - slower than selection sort (has to do more swaps)

index	0	1	2	3	4	5	6	7	8	9	10	11	12	13	14	15	16
value	18	12	-4	22	27	30	36	7	50	68	56	2	85	42	91	25	98



- **insertion sort:** Shift each element into a sorted sub-array
  - faster than selection sort (examines fewer values)

index	0	1	2	3	4	5	6	7	8	9	10	11	12	13	14	15	16
value	-4	12	18	22	27	30	36	50	7	68	91	56	2	85	42	98	25



# Merge sort

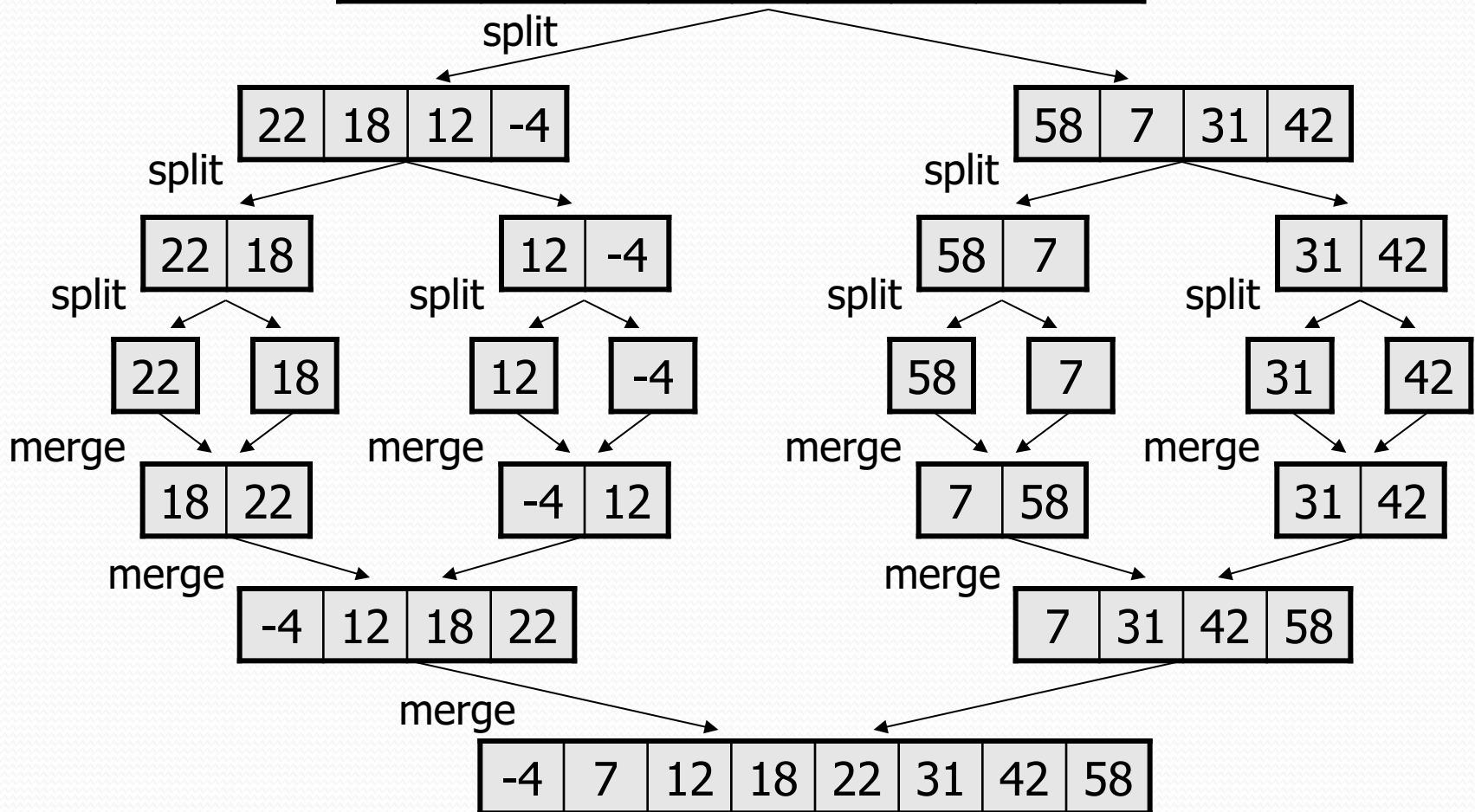
- **merge sort:** Repeatedly divides the data in half, sorts each half, and combines the sorted halves into a sorted whole.

The algorithm:

- Divide the list into two roughly equal halves.
- Sort the left half.
- Sort the right half.
- Merge the two sorted halves into one sorted list.
  
- An example of a "divide and conquer" algorithm.
  - Invented by John von Neumann in 1945

# Merge sort example

index	0	1	2	3	4	5	6	7
value	22	18	12	-4	58	7	31	42





# Merging sorted halves

Subarrays				Next include				Merged array								
0	1	2	3	0	1	2	3		0	1	2	3	4	5	6	7
14	32	67	76	23	41	58	85	14 from left	14							
il				i2					i							
14	32	67	76	23	41	58	85	23 from right	14	23						
il				i2					i							
14	32	67	76	23	41	58	85	32 from left	14	23	32					
il				i2					i							
14	32	67	76	23	41	58	85	41 from right	14	23	32	41				
il				i2					i							
14	32	67	76	23	41	58	85	58 from right	14	23	32	41	58			
il				i2					i							
14	32	67	76	23	41	58	85	67 from left	14	23	32	41	58	67		
il				i2					i							
14	32	67	76	23	41	58	85	76 from left	14	23	32	41	58	67	76	
il				i2					i							
14	32	67	76	23	41	58	85	85 from right	14	23	32	41	58	67	76	85
				i2					i							

# Merge sort

- **merge sort:** Repeatedly divides the data in half, sorts each half, and combines the sorted halves into a sorted whole.

The algorithm:

- Divide the list into two roughly equal halves.
- Sort the left half.
- Sort the right half.
- Merge the two sorted halves into one sorted list.
  
- An example of a "divide and conquer" algorithm.
  - Invented by John von Neumann in 1945

# Merge halves code

```
// Merges the left/right elements into a sorted result.
// Precondition: left/right are sorted
public static void merge(int[] result, int[] left,
                        int[] right) {
    int i1 = 0;    // index into left array
    int i2 = 0;    // index into right array

    for (int i = 0; i < result.length; i++) {
        if (i2 >= right.length ||
            (i1 < left.length && left[i1] <= right[i2])) {
            result[i] = left[i1];    // take from left
            i1++;
        } else {
            result[i] = right[i2];    // take from right
            i2++;
        }
    }
}
```

# Merge sort code

```
// Rearranges the elements of a into sorted order using
// the merge sort algorithm.
public static void mergeSort(int[] a) {
    // split array into two halves
    int[] left  = Arrays.copyOfRange(a, 0, a.length/2);
    int[] right = Arrays.copyOfRange(a, a.length/2,
a.length);

    // sort the two halves
    ...

    // merge the sorted halves into a sorted whole
    merge(a, left, right);
}
```

# Merge sort code 2

```
// Rearranges the elements of a into sorted order using
// the merge sort algorithm (recursive).
public static void mergeSort(int[] a) {
    if (a.length >= 2) {
        // split array into two halves
        int[] left  = Arrays.copyOfRange(a, 0, a.length/2);
        int[] right = Arrays.copyOfRange(a, a.length/2,
a.length);

        // sort the two halves
        mergeSort(left);
        mergeSort(right);

        // merge the sorted halves into a sorted whole
        merge(a, left, right);
    }
}
```

# Merge sort runtime

- What is the complexity class (Big-Oh) of merge sort?

N	Runtime (ms)
1000	0
2000	0
4000	0
8000	0
16000	0
32000	15
64000	16
128000	47
256000	125
512000	250
1e6	532
2e6	1078
4e6	2265
8e6	4781
1.6e7	9828
3.3e7	20422
6.5e7	42406
1.3e8	88344

