

# CSE 143

## Computer Programming II

# Stacks & Queues



Why do Computer Scientists  
Come up with their own  
definitions for common words?

List, Tree, Type, Class, Bug,  
Escape

To make a list of the  
types of bugs escaping  
up the tree. Classy.

What Are We Doing...?

We're learning some new data structures (we're going to be the client of them!).

## Today's Main Goals:

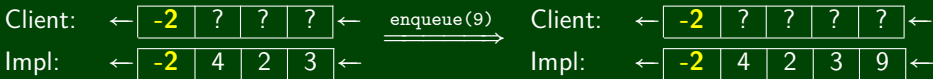
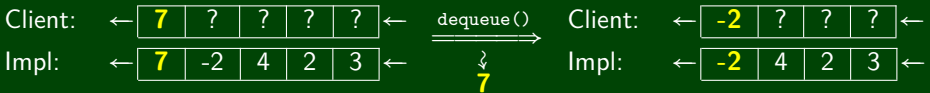
- To understand what stacks and queues are
- To understand the difference between an interface and an implementation

## Queue

Real-world queues: a service line, printer jobs

A **queue** is a collection which orders the elements first-in-first-out (“FIFO”). Note that, unlike lists, queues **do not have indices**.

- Elements are stored internally in order of insertion.
- Clients can ask for the first element (**dequeue/peek**).
- Clients can ask for the size.
- Clients can add to the back of the queue (**enqueue**).
- Clients **may only see the first element of the queue**.



- Queue of print jobs to send to the printer
- Queue of programs / processes to be run
- Queue of keys pressed and not yet handled
- Queue of network data packets to send
- Queue of button/keyboard/etc. events in Java
- Modeling any sort of line
- Queuing Theory (subfield of CS about complex behavior of queues)

Queue is an interface. So, you create a new Queue with:

```
Queue<Integer> queue = new FIFOQueue<Integer>();
```

<code>enqueue(val)</code>	Adds <b>val</b> to the back of the queue
<code>dequeue()</code>	Removes the first value from the queue; throws a <code>NoSuchElementException</code> if the queue is empty
<code>peek()</code>	Returns the first value in the queue without removing it; throws a <code>NoSuchElementException</code> if the queue is empty
<code>size()</code>	Returns the number of elements in the queue
<code>isEmpty()</code>	Returns true if the queue has no elements



A queue seems like what you get if you take a list and **remove** methods.

Well... yes...

- This prevents the client from doing something they shouldn't.
- This ensures that all valid operations are fast.
- Having fewer operations makes queues easy to reason about.

## Stack

Real-world stacks: stock piles of index cards, trays in a cafeteria

A **stack** is a collection which orders the elements last-in-first-out (“LIFO”). Note that, unlike lists, stacks **do not have indices**.


- Elements are stored internally in order of insertion.
- Clients can ask for the top element (**pop/peek**).
- Clients can ask for the size.
- Clients can add to the top of the stack (**push**).
- Clients **may only see the top element of the stack**

Client: Impl:



pop()  
 $\rightsquigarrow$   
 7

Client: Impl:



push(9)  
 $\rightsquigarrow$

Client: Impl:



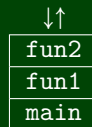


- Your programs use stacks to run:

(pop = return, method call = push)!

```
1 public static fun1() {
2     fun2(5);
3 }
4 public static fun2(int i) {
5     return 2*i; //At this point!
6 }
7 public static void main(String[] args) {
8     System.out.println(fun1());
9 }
```

Execution:



- Compilers parse expressions using stacks
- Stacks help convert between infix ( $3 + 2$ ) and postfix ( $3 2 +$ ). (This is important, because postfix notation uses fewer characters.)
- Many programs use “undo stacks” to keep track of user operations.

Stack is an interface. So, you create a new Stack with:

```
Stack<Integer> stack = new ArrayStack<Integer>();
```

<code>Stack&lt;E&gt;()</code>	Constructs a new stack with elements of type <b>E</b>
<code>push(val)</code>	Places <b>val</b> on top of the stack
<code>pop()</code>	Removes top value from the stack and returns it; throws <code>NoSuchElementException</code> if stack is empty
<code>peek()</code>	Returns top value from the stack without removing it; throws <code>NoSuchElementException</code> if stack is empty
<code>size()</code>	Returns the number of elements in the stack
<code>isEmpty()</code>	Returns true if the stack has no elements



Consider the code we ended with for ReverseFile from the first lecture:

Print out words in reverse, then the words in all capital letters

```
1 ArrayList<String> words = new ArrayList<String>();
2
3 Scanner input = new Scanner(new File("words.txt"));
4 while (input.hasNext()) {
5     String word = input.next();
6     words.add(word);
7 }
8
9 for (int i = words.size() - 1; i >= 0; i--) {
10     System.out.println(words.get(i));
11 }
12 for (int i = words.size() - 1; i >= 0; i--) {
13     System.out.println(words.get(i).toUpperCase());
14 }
```

We used an ArrayList, but then we printed in reverse order. A Stack would work better!

This is the equivalent code using Stacks instead:

### Doing it with Stacks

```
1 Stack<String> words = new ArrayStack<String>();
2
3 Scanner input = new Scanner(new File("words.txt"));
4
5 while (input.hasNext()) {
6     String word = input.next();
7     words.push(word);
8 }
9
10 Stack<String> copy = new ArrayStack<String>();
11 while (!words.isEmpty()) {
12     copy.push(words.pop());
13     System.out.println(words.peek());
14 }
15
16 while (!copy.isEmpty()) {
17     System.out.println(copy.pop().toUpperCase());
18 }
```

You may NOT use `get` on a stack!

```
1 Stack<Integer> s = new ArrayStack<Integer>();
2 for (int i = 0; i < s.size(); i++) {
3     System.out.println(s.get(i));
4 }
```

`get`, `set`, etc. are **not valid stack operations**.

Instead, use a `while` loop

```
1 Stack<Integer> s = new ArrayStack<Integer>();
2 while (!s.isEmpty()) {
3     System.out.println(s.pop());
4 }
```

Note that as we discovered, the `while` loop **destroys the stack**.