

CSE 143

Lecture 8

More Stacks and Queues;
Complexity (Big-Oh)

reading: 13.1 - 13.3

slides created by Marty Stepp

<http://www.cs.washington.edu/143/>

Stack/queue exercise

- A *postfix expression* is a mathematical expression but with the operators written after the operands rather than before.

1 + 1 becomes 1 1 +

1 + 2 * 3 + 4 becomes 1 2 3 * + 4 +

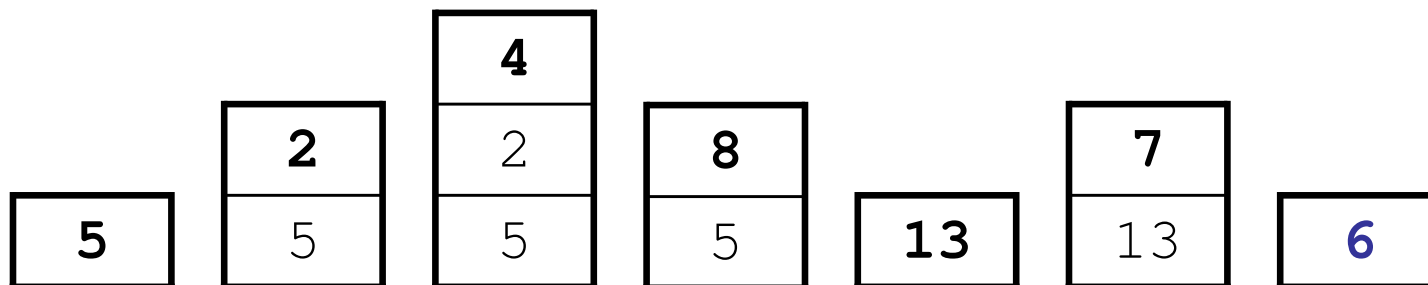
- supported by many kinds of fancy calculators
 - never need to use parentheses
 - never need to use an = character to evaluate on a calculator
- Write a method `postfixEvaluate` that accepts a postfix expression string, evaluates it, and returns the result.
 - All operands are integers; legal operators are + , - , * , and /
- `postFixEvaluate("5 2 4 * + 7 -")` returns 6

Postfix algorithm

- The algorithm: Use a **stack**
 - When you see an operand, push it onto the stack.
 - When you see an operator:
 - pop the last two operands off of the stack.
 - apply the operator to them.
 - push the result onto the stack.
 - When you're done, the one remaining stack element is the result.

"5 2 4 * + 7 -"

5 2 4 * + 7 -

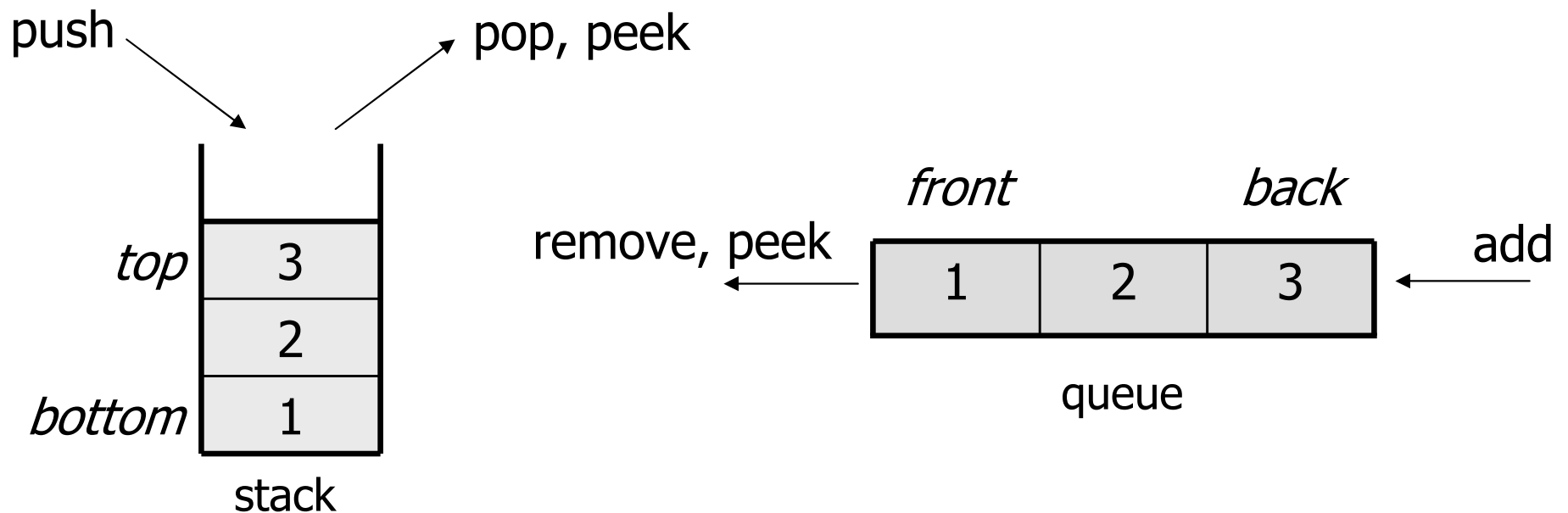


Exercise solution

```
// Evaluates the given prefix expression and returns its result.
// Precondition: string represents a legal postfix expression
public static int postfixEvaluate(String expression) {
    Stack<Integer> s = new Stack<Integer>();
    Scanner input = new Scanner(expression);
    while (input.hasNext()) {
        if (input.hasNextInt()) { // an operand (integer)
            s.push(input.nextInt());
        } else { // an operator
            String operator = input.next();
            int operand2 = s.pop();
            int operand1 = s.pop();
            if (operator.equals("+")) {
                s.push(operand1 + operand2);
            } else if (operator.equals("-")) {
                s.push(operand1 - operand2);
            } else if (operator.equals("*")) {
                s.push(operand1 * operand2);
            } else {
                s.push(operand1 / operand2);
            }
        }
    }
    return s.pop();
}
```

Stack/queue motivation

- Sometimes it is good to have a collection that is less powerful, but is optimized to perform certain operations very quickly.
- Stacks and queues do few things, but they do them efficiently.

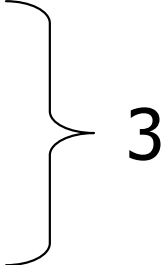


Runtime Efficiency (13.2)

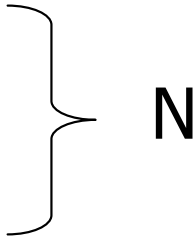
- **efficiency:** A measure of the use of computing resources by code.
 - can be relative to speed (time), memory (space), etc.
 - most commonly refers to run time
- Assume the following:
 - Any single Java statement takes the same amount of time to run.
 - A method call's runtime is measured by the total of the statements inside the method's body.
 - A loop's runtime, if the loop repeats N times, is N times the runtime of the statements in its body.

Efficiency examples

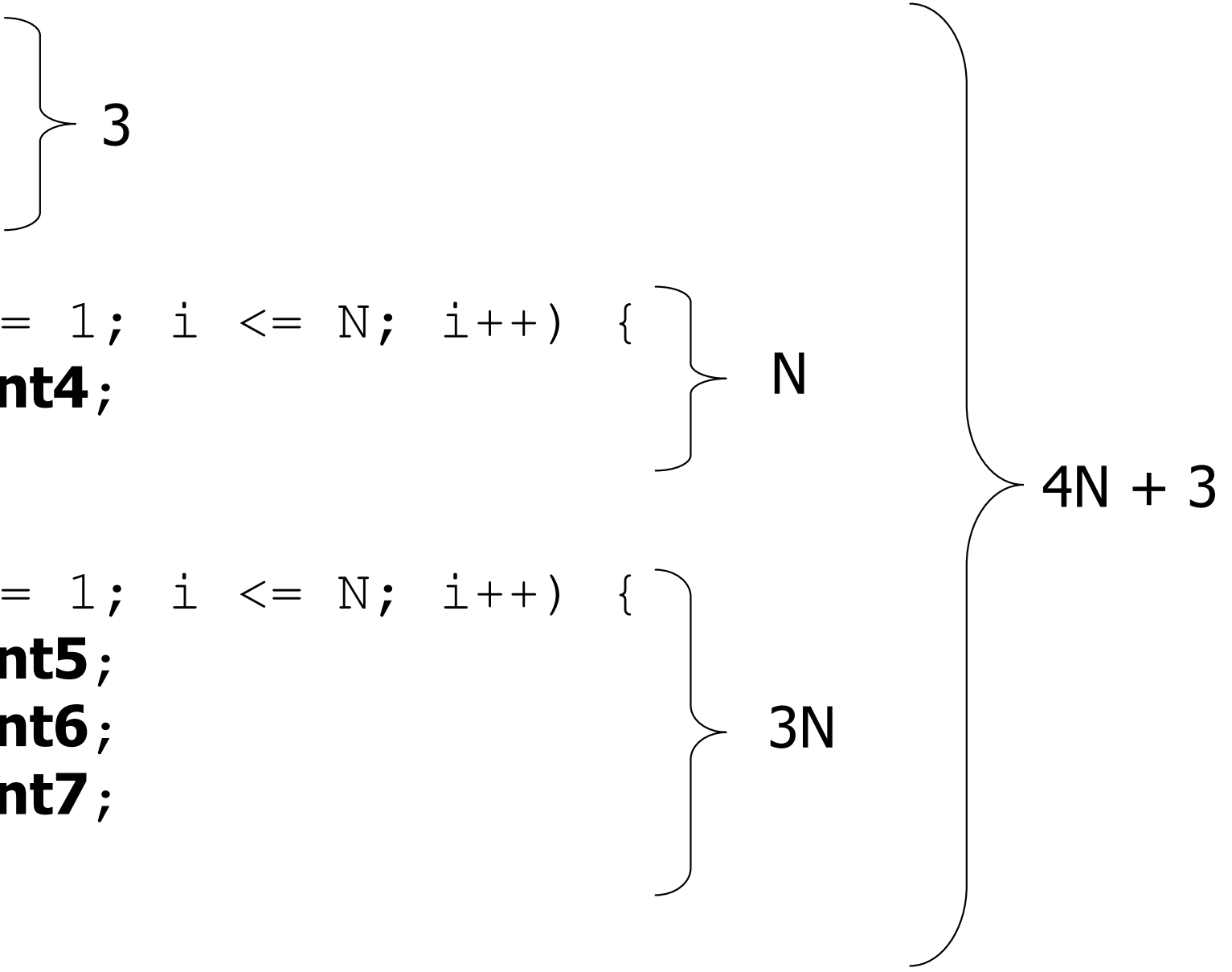
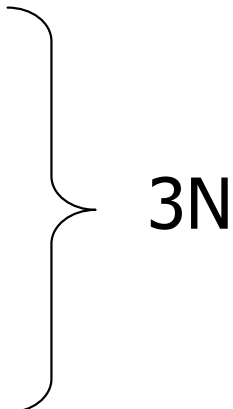
```
statement1;  
statement2;  
statement3;
```



```
for (int i = 1; i <= N; i++) {  
    statement4;  
}
```



```
for (int i = 1; i <= N; i++) {  
    statement5;  
    statement6;  
    statement7;  
}
```



$4N + 3$

Efficiency examples 2

```
for (int i = 1; i <= N; i++) {  
    for (int j = 1; j <= N; j++)  
        statement1;  
}
```

} N^2

```
for (int i = 1; i <= N; i++) {  
    statement2;  
    statement3;  
    statement4;  
    statement5;  
}
```

} $4N$

} $N^2 + 4N$

- How many statements will execute if $N = 10$? If $N = 1000$?

Algorithm growth rates (13.2)

- We measure runtime in proportion to the input data size, N .
 - **growth rate**: Change in runtime as N changes.
- Say an algorithm runs $0.4N^3 + 25N^2 + 8N + 17$ statements.
 - Consider the runtime when N is *extremely large* .
 - We ignore constants like 25 because they are tiny next to N .
 - The highest-order term (N^3) dominates the overall runtime.
 - We say that this algorithm runs "on the order of" N^3 .
 - or **$O(N^3)$** for short ("Big-Oh of N cubed")

Complexity classes

- **complexity class:** A category of algorithm efficiency based on the algorithm's relationship to the input size N .

Class	Big-Oh	If you double N, ...	Example
constant	$O(1)$	unchanged	10ms
logarithmic	$O(\log_2 N)$	increases slightly	175ms
linear	$O(N)$	doubles	3.2 sec
log-linear	$O(N \log_2 N)$	slightly more than doubles	6 sec
quadratic	$O(N^2)$	quadruples	1 min 42 sec
cubic	$O(N^3)$	multiplies by 8	55 min
...
exponential	$O(2^N)$	multiplies drastically	$5 * 10^{61}$ years

Collection efficiency

- Efficiency of various operations on different collections:

Method	ArrayList	SortedList	Stack	Queue
add (or push)	$O(1)$	$O(N)$	$O(1)$	$O(1)$
add(index , value)	$O(N)$		-	-
indexOf	$O(N)$	$O(?)$	-	-
get	$O(1)$	$O(1)$	-	-
remove	$O(N)$	$O(N)$	$O(1)$	$O(1)$
set	$O(1)$	$O(1)$	-	-
size	$O(1)$	$O(1)$	$O(1)$	$O(1)$

Binary search (13.1, 13.3)

- **binary search** successively eliminates half of the elements.
 - *Algorithm:* Examine the middle element of the array.
 - If it is too big, eliminate the right half of the array and repeat.
 - If it is too small, eliminate the left half of the array and repeat.
 - Else it is the value we're searching for, so stop.
 - Which indexes does the algorithm examine to find value **22**?
 - What is the runtime complexity class of binary search?

<i>index</i>	0	1	2	3	4	5	6	7	8	9	10	11	12	13	14
<i>value</i>	-4	-1	0	2	3	5	6	8	11	14	22	29	31	37	56

Binary search runtime

- For an array of size N , it eliminates $\frac{1}{2}$ until 1 element remains.
 $N, N/2, N/4, N/8, \dots, 4, 2, 1$
 - How many divisions does it take?
- Think of it from the other direction:
 - How many times do I have to multiply by 2 to reach N ?
 $1, 2, 4, 8, \dots, N/4, N/2, N$
 - Call this number of multiplications "x".
 $2^x = N$
 $x = \log_2 N$
- Binary search is in the **logarithmic** complexity class.

Range algorithm

What complexity class is this algorithm? Can it be improved?

```
// returns the range of values in the given array;  
// the difference between elements furthest apart  
// example: range({17, 29, 11, 4, 20, 8}) is 25  
public static int range(int[] numbers) {  
    int maxDiff = 0;        // look at each pair of values  
    for (int i = 0; i < numbers.length; i++) {  
        for (int j = 0; j < numbers.length; j++) {  
            int diff = Math.abs(numbers[j] - numbers[i]);  
            if (diff > maxDiff) {  
                maxDiff = diff;  
            }  
        }  
    }  
    return diff;  
}
```

Range algorithm 2

The last algorithm is $O(N^2)$. A slightly better version:

```
// returns the range of values in the given array;  
// the difference between elements furthest apart  
// example: range({17, 29, 11, 4, 20, 8}) is 25  
public static int range(int[] numbers) {  
    int maxDiff = 0;        // look at each pair of values  
    for (int i = 0; i < numbers.length; i++) {  
        for (int j = i + 1; j < numbers.length; j++) {  
            int diff = Math.abs(numbers[j] - numbers[i]);  
            if (diff > maxDiff) {  
                maxDiff = diff;  
            }  
        }  
    }  
    return diff;  
}
```

Range algorithm 3

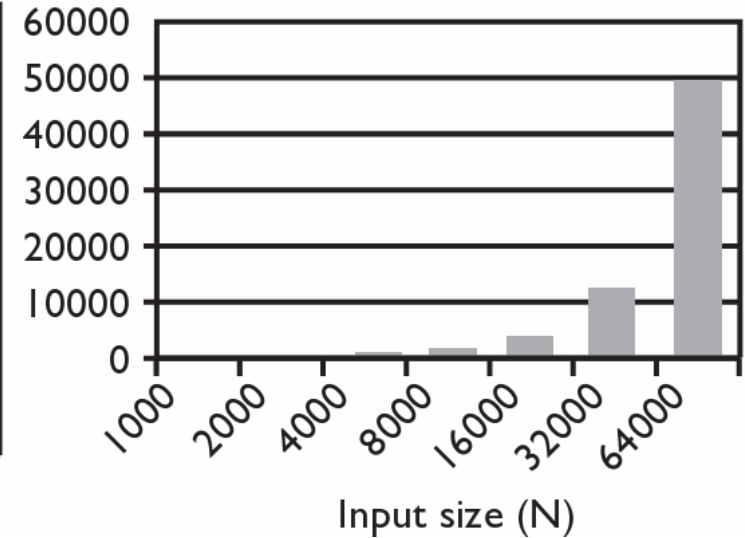
This final version is **$O(N)$** . It runs MUCH faster:

```
// returns the range of values in the given array;  
// example: range({17, 29, 11, 4, 20, 8}) is 25  
public static int range(int[] numbers) {  
    int max = numbers[0];    // find max/min values  
    int min = max;  
    for (int i = 1; i < numbers.length; i++) {  
        if (numbers[i] < min) {  
            min = numbers[i];  
        }  
        if (numbers[i] > max) {  
            max = numbers[i];  
        }  
    }  
    return max - min;  
}
```


Runtime of first 2 versions

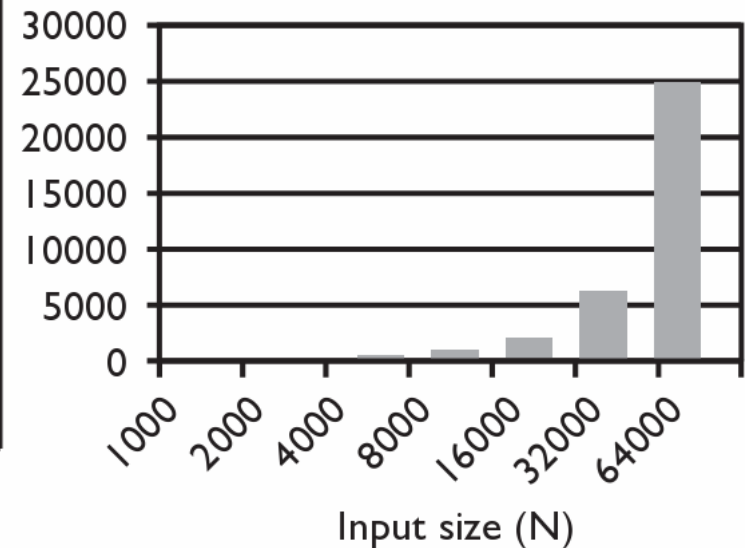
- Version 1:

N	Runtime (ms)
1000	15
2000	47
4000	203
8000	781
16000	3110
32000	12563
64000	49937



- Version 2:

N	Runtime (ms)
1000	16
2000	16
4000	110
8000	406
16000	1578
32000	6265
64000	25031



Runtime of 3rd version

- Version 3:

N	Runtime (ms)
1000	0
2000	0
4000	0
8000	0
16000	0
32000	0
64000	0
128000	0
256000	0
512000	0
1e6	0
2e6	16
4e6	31
8e6	47
1.67e7	94
3.3e7	188
6.5e7	453
1.3e8	797
2.6e8	1578

