


Building Java Programs

Chapter 5

Lecture 5-2: Random Numbers; procedural design

reading: 5.1, 5.6, 4.5



```
int getRandomNumber()  
{  
    return 4; // chosen by fair dice roll.  
             // guaranteed to be random.  
}
```

<http://xkcd.com/221/>

The Random class

- A Random object generates *pseudo*-random numbers.
 - Class Random is found in the `java.util` package.

```
import java.util.*;
```

Method name	Description
<code>nextInt()</code>	returns a random integer
<code>nextInt(max)</code>	returns a random integer in the range $[0, max)$ in other words, 0 to $max-1$ inclusive
<code>nextDouble()</code>	returns a random real number in the range $[0.0, 1.0)$

- Example:

```
Random rand = new Random();  
int randomNumber = rand.nextInt(10); // 0-9
```

Generating random numbers

- Common usage: to get a random number from 1 to N

```
int n = rand.nextInt(20) + 1;    // 1-20 inclusive
```

- To get a number in arbitrary range $[min, max]$ inclusive:

```
name.nextInt(size of range) + min
```

- Where **size of range** is $(max - min + 1)$

- Example: A random integer between 4 and 10 inclusive:

```
int n = rand.nextInt(7) + 4;
```

Random questions

- Given the following declaration, how would you get:

```
Random rand = new Random();
```

- A random number between 1 and 47 inclusive?

```
int random1 = rand.nextInt(47) + 1;
```

- A random number between 23 and 30 inclusive?

```
int random2 = rand.nextInt(8) + 23;
```

- A random even number between 4 and 12 inclusive?

```
int random3 = rand.nextInt(5) * 2 + 4;
```

Random and other types

- `nextDouble` method returns a `double` between `[0.0, 1.0)`
 - Example: Get a random GPA value between `[1.5, 4.0)`:
`double randomGpa = rand.nextDouble() * 2.5 + 1.5;`

- Any set of possible values can be mapped to integers
 - code to randomly play Rock-Paper-Scissors:

```
int r = rand.nextInt(3);
if (r == 0) {
    System.out.println("Rock");
} else if (r == 1) {
    System.out.println("Paper");
} else { // r == 2
    System.out.println("Scissors");
}
```

Random question

- Write a program that simulates rolling two 6-sided dice until their combined result comes up as 7.

2 + 4 = 6

3 + 5 = 8

5 + 6 = 11

1 + 1 = 2

4 + 3 = 7

You won after 5 tries!

Random answer

```
// Rolls two dice until a sum of 7 is reached.
import java.util.*;

public class Dice {
    public static void main(String[] args) {
        Random rand = new Random();
        int tries = 0;

        int sum = 0; // anything but 7 to start the loop
        while (sum != 7) {
            // roll the dice once
            int roll1 = rand.nextInt(6) + 1;
            int roll2 = rand.nextInt(6) + 1;
            sum = roll1 + roll2;
            System.out.println(roll1 + " + " + roll2 + " = " + sum);
            tries++;
        }

        System.out.println("You won after " + tries + " tries!");
    }
}
```


Random question

- Write a program that plays an adding game.
 - Ask user to solve random adding problems with 2-5 numbers in the range from 1 - 10.
 - The user gets 1 point for a correct answer, 0 for incorrect.
 - The program stops after 3 incorrect answers.

$$4 + 10 + 3 + 10 = \underline{27}$$

$$9 + 2 = \underline{11}$$

$$8 + 6 + 7 + 9 = \underline{25}$$

Wrong! The answer was 30

$$5 + 9 = \underline{13}$$

Wrong! The answer was 14

$$4 + 9 + 9 = \underline{22}$$

$$3 + 1 + 7 + 2 = \underline{13}$$

$$4 + 2 + 10 + 9 + 7 = \underline{42}$$

Wrong! The answer was 32

You earned 4 total points

Random answer

```
// Asks the user to do adding problems and scores them.
import java.util.*;

public class AddingGame {
    public static void main(String[] args) {
        Scanner console = new Scanner(System.in);
        Random rand = new Random();

        // play until user gets 3 wrong
        int points = 0;
        int wrong = 0;
        while (wrong < 3) {
            int result = play(console, rand);    // play one game
            if (result == 0) {
                wrong++;
            } else {
                points++;
            }
        }

        System.out.println("You earned " + points + " total points.");
    }
}
```

Random answer 2

...

```
// Builds one addition problem and presents it to the user.
// Returns 1 point if you get it right, 0 if wrong.
public static int play(Scanner console, Random rand) {
    // print the operands being added, and sum them
    int operands = rand.nextInt(4) + 2;
    int sum = rand.nextInt(10) + 1;
    System.out.print(sum);

    for (int i = 2; i <= operands; i++) {
        int n = rand.nextInt(10) + 1;
        sum += n;
        System.out.print(" + " + n);
    }
    System.out.print(" = ");

    // read user's guess and report whether it was correct
    int guess = console.nextInt();
    if (guess == sum) {
        return 1;
    } else {
        System.out.println("Wrong! The answer was " + total);
        return 0;
    }
}
}
```

Procedural design

reading: 4.5

Recall: BMI program

Formula for body mass index (BMI):

$$BMI = \frac{weight}{height^2} \times 703$$

BMI	Weight class
below 18.5	underweight
18.5 - 24.9	normal
25.0 - 29.9	overweight
30.0 and up	obese

- Write a program that produces output like the following:

This program reads data for two people and computes their body mass index (BMI).

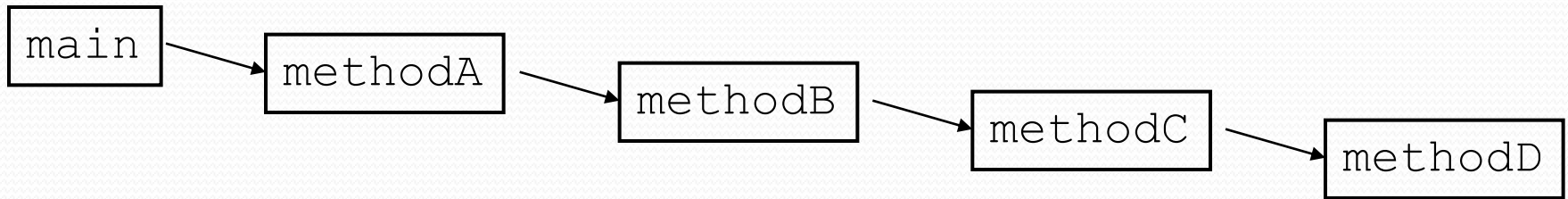
```
Enter next person's information:  
height (in inches)? 70.0  
weight (in pounds)? 194.25
```

```
Enter next person's information:  
height (in inches)? 62.5  
weight (in pounds)? 130.5
```

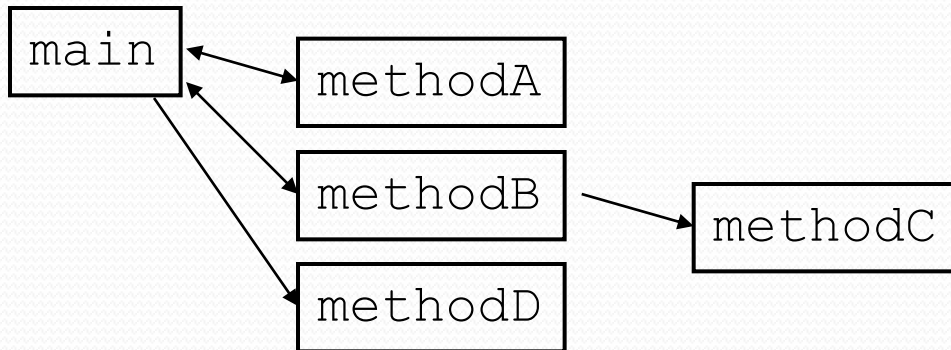
```
Person 1 BMI = 27.868928571428572  
overweight  
Person 2 BMI = 23.485824  
normal  
Difference = 4.3831045714285715
```

"Chaining"

- `main` should be a concise summary of your program.
 - It is bad if each method calls the next without ever returning (we call this *chaining*):



- A better structure has `main` make most of the calls.
 - Methods must return values to `main` to be passed on later.



Bad "chain" code

```
public class BMI {
    public static void main(String[] args) {
        System.out.println("This program reads ... (etc.)");
        Scanner console = new Scanner(System.in);
        person(console);
    }

    public static void person(Scanner console) {
        System.out.println("Enter next person's information:");
        System.out.print("height (in inches)? ");
        double height = console.nextDouble();
        getWeight(console, height);
    }

    public static void getWeight(Scanner console, double height) {
        System.out.print("weight (in pounds)? ");
        double weight = console.nextDouble();
        computeBMI(console, height, weight);
    }

    public static void computeBMI(Scanner s, double h, double w) {
        ...
    }
}
```

Procedural heuristics

1. Each method should have a clear set of responsibilities.
2. No method should do too large a share of the overall task.
3. Minimize coupling and dependencies between methods.
4. The main method should read as a concise summary of the overall set of tasks performed by the program.
5. Data should be declared/used at the lowest level possible.