

Welcome to CSE 142!

# What is computer science?

- computers?
- science?
- programming?
- late lonely nights in front of the computer?

## **ALGORITHMIC THINKING**

### **al·go·rithm:**

a step-by-step procedure for solving a problem or accomplishing some end *especially by a computer*

# Fields of computer science

- Graphics
- Computer Vision
- Artificial Intelligence
- Robotics
- Data Mining
- Natural Language Processing
- User Interfaces
- ...
  
- How does this all relate to programming?
  - This course is “Introduction to Programming I” after all.



# What is programming?

- **program:** A set of instructions to be carried out by a computer.
- **program execution:** The act of carrying out the instructions contained in a program.
- **programming language:** A systematic set of rules used to describe computations in a format that is editable by humans.
  - We will be studying a programming language called Java.



# Programming is like Legos...













# Should you take this course?

- No
  - “I hate computers.”
  - “I don’t pay attention to details.”
    - Programming is fairly detail-oriented.
  - “I refuse to think logically.”
  - “I want to take an easy class.”
    - Hard for those who find difficulty in logical thinking and who don’t pay attention to details.



# Should you take this course?

- Probably not
  - “I want free gourmet meals and to make lots of money by working for Google.”
  - “Candy Crush is awesome!”
  - “If I wrote WhatsApp, I would have made how many billion dollars???”
- Yes
  - “I have to take this class.”
    - Is this the only reason? Are you pursuing the right major?
  - “I like to solve problems.”
  - “Computers and robots are going to take over the world. I want to befriend them so that my life will be spared.”

# Tips for Success

- Visit website often: <http://cs.washington.edu/142>
- Read syllabus carefully
- Do lots of problems on <http://practiceit.cs.washington.edu/>
- If you're stuck, review lecture and book examples
- Remember: assignments must be **your own work!**



# Tips for Success (cont'd)

- Keep up with the assignments
  - The course material is cumulative
  - From a former student: "Procrastination will eventually come around to bite you in the ass!"
- If you don't understand something, ask questions (especially "WHY?").
  - "There's no such thing as a dumb question."
  - Computers are neither magical nor mysterious. Everything can be explained!

# Building Java Programs

Chapter 1

Lecture 1-1: Introduction; Basic Java Programs

**reading: 1.1 - 1.3**



# Your first Java program!

```
public class Hello {  
    public static void main(String[] args) {  
        System.out.println("Hello, world!");  
    }  
}
```

- File must be named `Hello.java`
- What does this code *output* (print to the user) when you *run* (execute) it?

# Running a program

## 1. Write it.

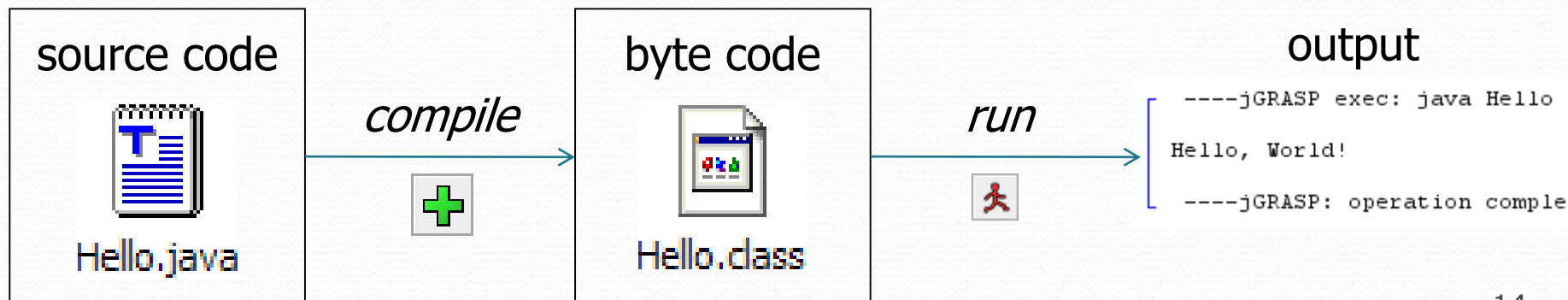
- **code** or **source code**: The set of instructions in a program.

## 2. Compile it.

- **compile**: Translate a program from one language to another.
- **byte code**: The Java compiler converts your code into a format named *byte code* that runs on many computer types.

## 3. Run (execute) it.

- **output**: The messages printed to the user by a program.





# Bigger Java program!

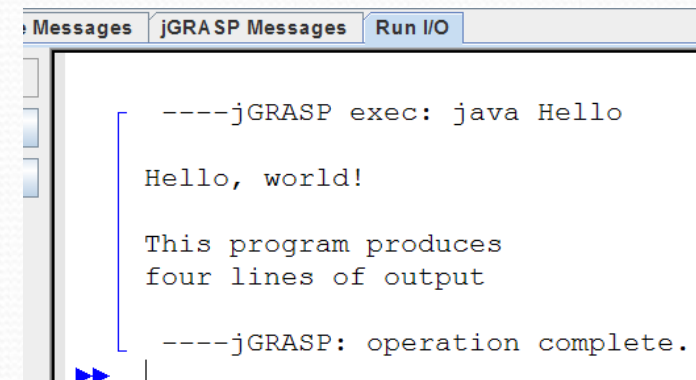
```
public class Hello {  
    public static void main(String[] args) {  
        System.out.println("Hello, world!");  
        System.out.println();  
        System.out.println("This program produces");  
        System.out.println("four lines of output");  
    }  
}
```

- **Its output:**

Hello, world!

This program produces  
four lines of output

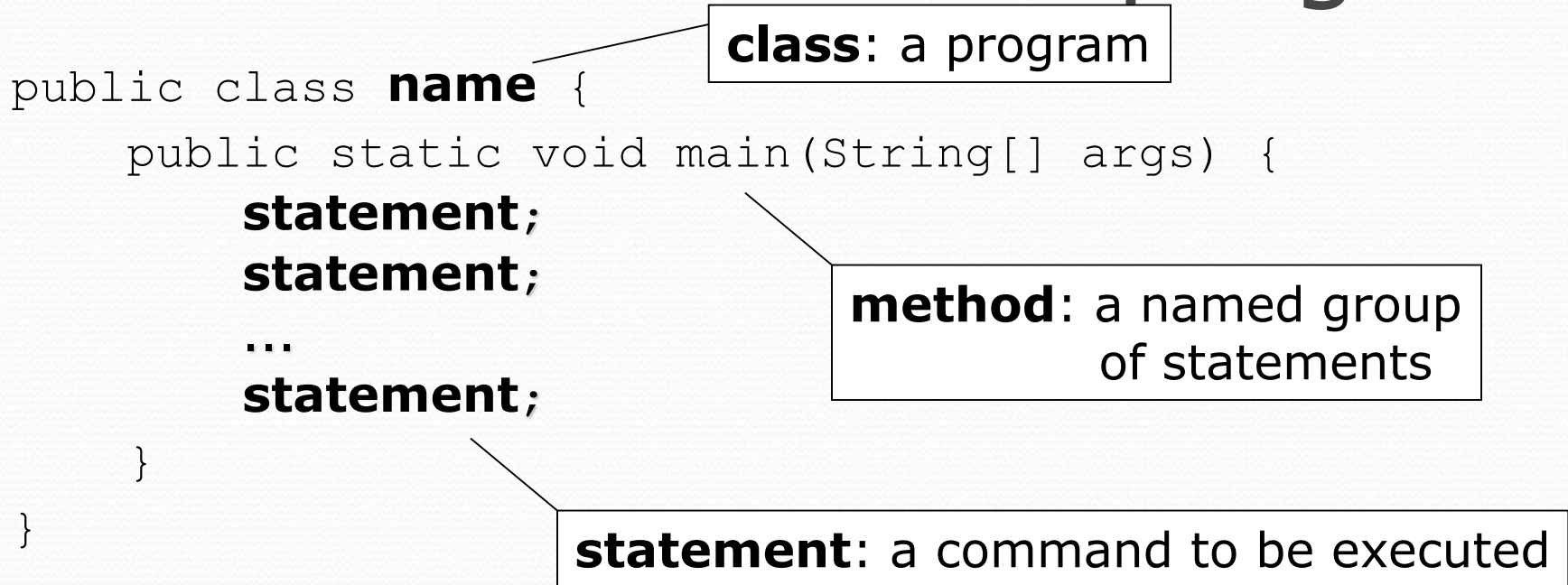
- **console:** Text box into which the program's output is printed.



The screenshot shows a console window with three tabs: 'Messages', 'jGRASP Messages', and 'Run I/O'. The 'Run I/O' tab is active and displays the following output:

```
----jGRASP exec: java Hello  
  
Hello, world!  
  
This program produces  
four lines of output  
  
----jGRASP: operation complete.
```

# Structure of a Java program



- Every executable Java program consists of a **class**,
  - that contains a **method** named `main`,
  - that contains the **statements** (commands) to be executed.



# Names and identifiers

- You must give your program a name.

```
public class HelloWorld {
```

- Naming convention: capitalize each word (e.g. MyClassName)
- Your program's file must match exactly (HelloWorld.java)
  - includes capitalization (Java is "case-sensitive")
- **identifier**: A name given to an item in your program.
  - must start with a letter or `_` or `$`
  - subsequent characters can be any of those or a number
    - **legal**: `_myName`    `TheCure`    `ANSWER_IS_42`    `$bling$`
    - **illegal**: `me+u`    `49ers`    `side-swipe`    `Ph.D's`

# Keywords

- **keyword:** An identifier that you cannot use because it already has a reserved meaning in Java.

abstract	default	if	private	this
boolean	do	implements	protected	throw
break	double	import	<b>public</b>	throws
byte	else	instanceof	return	transient
case	extends	int	short	try
catch	final	interface	<b>static</b>	<b>void</b>
char	finally	long	strictfp	volatile
<b>class</b>	float	native	super	while
const	for	new	switch	
continue	goto	package	synchronized	

- **Note:** Because Java is case-sensitive, you could technically use `Class` or `cLaSs` as identifiers, but this is very confusing and thus **strongly discouraged**.



# System.out.println

- A statement that prints a line of output on the console.
  - pronounced "print-linn"
- Two ways to use `System.out.println` :
  - `System.out.println("text");`  
Prints the given message as output.
  - `System.out.println();`  
Prints a blank line of output.

# Syntax

- **syntax**: The set of legal structures and commands that can be used in a particular language.
  - The “spelling” and “grammar” of a programming language.
  - Every basic Java statement ends with a semicolon ;
  - The contents of a class or method occur between { and }
- **syntax error (compiler error)**: A problem in the structure of a program that causes the compiler to fail.
  - Missing semicolon
  - Too many or too few { } braces
  - Class and file names do not match
  - ...



# Syntax error example

```
1 public class Hello {
2     poublic static void main(String[] args) {
3         System.owt.println("Hello, world!")_
4     }
5 }
```

- **Compiler output:**

```
Hello.java:2: <identifier> expected
    poublic static void main(String[] args) {
      ^
Hello.java:3: ';' expected
}
^
2 errors
```

- The compiler shows the line number where it found the error.
- The error messages can be tough to understand!
  - Why can't the computer just say "You misspelled 'public'"?

# First lesson in this class

- Computers are stupid.
- Computers can't read minds.
- Computers don't make mistakes.
- If the computer is not doing what you want, it's because **YOU** made a mistake.



# More on syntax errors

- Java is case-sensitive
  - Hello and hello are not the same

```
1 Public class Hello {
2     public static void main(String[] args) {
3         System.out.println("Hello, world!");
4     }
5 }
```

compiler output:

```
Hello.java:1: class, interface, or enum expected
Public class Hello {
^
1 error
```



# Strings and escape sequences



# Strings

- **string**: A sequence of text characters.
  - Starts and ends with a " (quotation mark character).
    - The quotes do not appear in the output.
  - Examples:

```
"hello"  
"This is a string.  It's very long!"
```
- **Restrictions**:
  - May not span multiple lines.

```
"This is not  
a legal String."
```
  - May not contain a " character.

```
"This is not a "legal" String either."
```
- This begs the question...

# Escape sequences

- **escape sequence:** A special sequence of characters used to represent certain special characters in a string.

`\t`    tab character  
`\n`    new line character  
`\"`    quotation mark character  
`\\`    backslash character

- **Example:**

```
System.out.println("\hello\nhow\tare \"you\"?\\");
```

- **Output:**

```
\hello  
how        are "you"?\\
```



# Questions

- What is the output of the following `println` statements?

```
System.out.println("\ta\tb\tc");  
System.out.println("\\\\");  
System.out.println("'");  
System.out.println("\"\"");  
System.out.println("C:\nin\the downward spiral");
```

- Write a `println` statement to produce this output:

```
/ \ // \\ /// \\\
```

# Answers

- Output of each `println` statement:

```
      a      b      c
\\
'
""
C:
in      he downward spiral
```

- `println` statement to produce the line of output:

```
System.out.println("/ \\ // \\\\ /// \\\\\\\");
```



# Questions

- What `println` statements will generate this output?

```
This quote is from  
Irish poet Oscar Wilde:
```

```
"Music makes one feel so romantic  
- at least it always gets on one's nerves -  
which is the same thing nowadays."
```

- What `println` statements will generate this output?

```
A "quoted" String is  
'much' better if you learn  
the rules of "escape sequences."
```

```
Also, "" represents an empty String.  
Don't forget: use \" instead of " !  
' is not the same as "
```

# Answers

- **println statements to generate the output:**

```
System.out.println("This quote is from");  
System.out.println("Irish poet Oscar Wilde:");  
System.out.println();  
System.out.println("\"Music makes one feel so romantic");  
System.out.println("- at least it always gets on one's nerves -");  
System.out.println("which is the same thing nowadays.\"");
```

- **println statements to generate the output:**

```
System.out.println("A \"quoted\" String is");  
System.out.println("'much' better if you learn");  
System.out.println("the rules of \"escape sequences.\"");  
System.out.println();  
System.out.println("Also, \"\" represents an empty String.");  
System.out.println("Don't forget: use \"\" instead of \" !");  
System.out.println("' ' is not the same as \"");
```