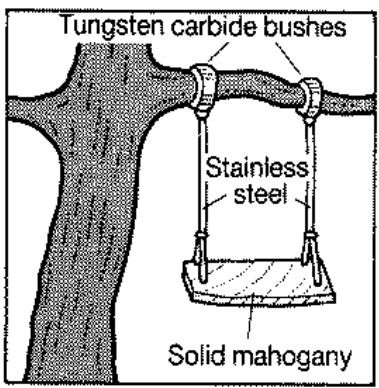


Building Java Programs

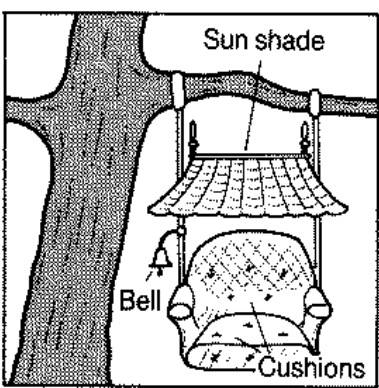
Chapter 9

Lecture 9-2: Interacting with the Superclass (`super`);
Discussion of Homework 9: Critters

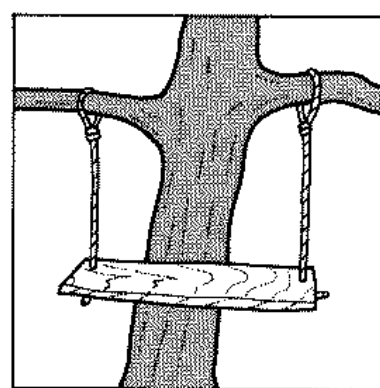
reading: 9.2



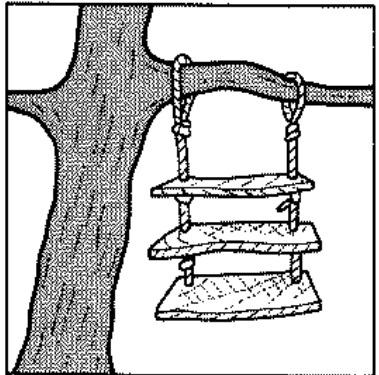
What Product Marketing specified



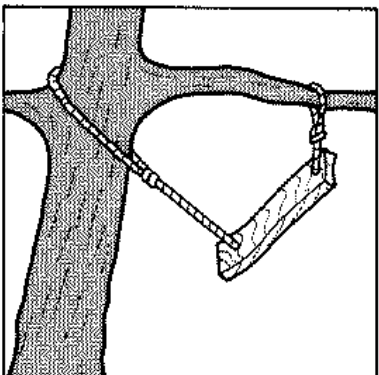
What the salesman promised



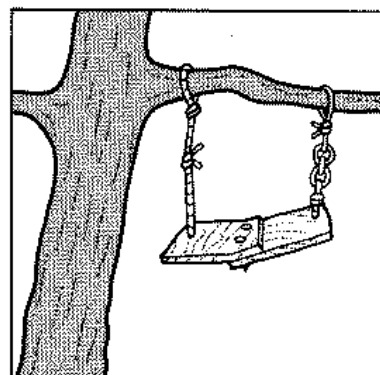
Design group's initial design



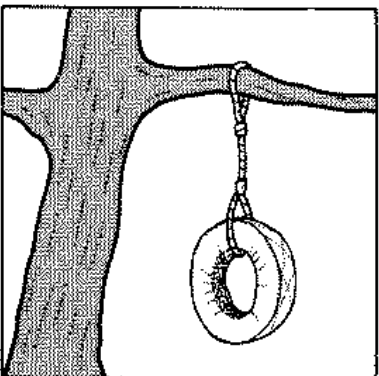
Corp. Product Architecture's modified design



Pre-release version



General release version



What the customer actually wanted

Calling overridden methods

- Subclasses can call overridden methods with `super`

`super.method(parameters)`

- Example:

```
public class LegalSecretary extends Secretary {  
    public double getSalary() {  
        double baseSalary = super.getSalary();  
        return baseSalary + 5000.0;  
    }  
    ...  
}
```

Inheritance and constructors

- Imagine that we want to give employees more vacation days the longer they've been with the company.
 - For each year worked, we'll award 2 additional vacation days.
 - When an Employee object is constructed, we'll pass in the number of years the person has been with the company.
 - This will require us to modify our `Employee` class and add some new state and behavior.
 - Exercise: Make necessary modifications to the `Employee` class.

Modified Employee class

```
public class Employee {  
    private int years;  
  
    public Employee(int initialYears) {  
        years = initialYears;  
    }  
  
    public int getHours() {  
        return 40;  
    }  
  
    public double getSalary() {  
        return 50000.0;  
    }  
  
    public int getVacationDays() {  
        return 10 + 2 * years;  
    }  
  
    public String getVacationForm() {  
        return "yellow";  
    }  
  
}
```

Problem with constructors

- Now that we've added the constructor to the `Employee` class, our subclasses do not compile. The error:

```
Lawyer.java:2: cannot find symbol
symbol   : constructor Employee()
location: class Employee
public class Lawyer extends Employee {
      ^
```

- The short explanation: Once we write a constructor (that requires parameters) in the superclass, we must now write constructors for our employee subclasses as well.
- The long explanation: (next slide)

The detailed explanation

- Constructors are not inherited.
 - Subclasses don't inherit the `Employee(int)` constructor.
 - Subclasses receive a default constructor that contains:

```
public Lawyer() {  
    super();           // calls Employee() constructor  
}
```

- But our `Employee(int)` replaces the default `Employee()`.
 - The subclasses' default constructors are now trying to call a non-existent default `Employee` constructor.

Calling superclass constructor

```
super (parameters) ;
```

- Example:

```
public class Lawyer extends Employee {  
    public Lawyer(int years) {  
        super(years); // calls Employee constructor  
    }  
    ...  
}
```

- The `super` call must be the first statement in the constructor.
- Exercise: Make a similar modification to the `Marketer` class.

Modified Marketer class

```
// A class to represent marketers.
public class Marketer extends Employee {
    public Marketer(int years) {
        super(years);
    }

    public void advertise() {
        System.out.println("Act now while supplies last!");
    }

    public double getSalary() {
        return super.getSalary() + 10000.0;
    }
}
```

- Exercise: Modify the `Secretary` subclass.
 - Secretaries' years of employment are not tracked.
 - They do not earn extra vacation for years worked.

Modified Secretary class

// A class to represent secretaries.

```
public class Secretary extends Employee {  
    public Secretary() {  
        super(0);  
    }  
  
    public void takeDictation(String text) {  
        System.out.println("Taking dictation of text: " + text);  
    }  
}
```

- Since `Secretary` doesn't require any parameters to its constructor, `LegalSecretary` compiles without a constructor.
 - Its default constructor calls the `Secretary()` constructor.

Inheritance and fields

- Try to give lawyers \$5000 for each year at the company:

```
public class Lawyer extends Employee {  
    ...  
    public double getSalary() {  
        return super.getSalary() + 5000 * years;  
    }  
    ...  
}
```

- Does not work; the error is the following:

```
Lawyer.java:7: years has private access in Employee  
    return super.getSalary() + 5000 * years;  
                                   ^
```

- Private fields cannot be directly accessed from subclasses.
 - One reason: So that subclassing can't break encapsulation.
 - How can we get around this limitation?

Improved Employee code

Add an accessor for any field needed by the subclass.

```
public class Employee {
    private int years;

    public Employee(int initialYears) {
        years = initialYears;
    }

    public int getYears() {
        return years;
    }
    ...
}

public class Lawyer extends Employee {
    public Lawyer(int years) {
        super(years);
    }

    public double getSalary() {
        return super.getSalary() + 5000 * getYears();
    }
    ...
}
```

Revisiting Secretary

- The `Secretary` class currently has a poor solution.
 - We set all Secretaries to 0 years because they do not get a vacation bonus for their service.
 - If we call `getYears` on a `Secretary` object, we'll always get 0.
 - This isn't a good solution; what if we wanted to give some other reward to *all* employees based on years of service?
- Redesign our `Employee` class to allow for a better solution.

Improved Employee code

- Let's separate the standard 10 vacation days from those that are awarded based on seniority.

```
public class Employee {
    private int years;

    public Employee(int initialYears) {
        years = initialYears;
    }

    public int getVacationDays() {
        return 10 + getSeniorityBonus();
    }

    // vacation days given for each year in the company
    public int getSeniorityBonus() {
        return 2 * years;
    }
    ...
}
```

- How does this help us improve the Secretary?

Improved Secretary code

- Secretary can selectively override `getSeniorityBonus`; when `getVacationDays` runs, it will use the new version.
 - Choosing a method at runtime is called *dynamic binding*.

```
public class Secretary extends Employee {
    public Secretary(int years) {
        super(years);
    }

    // Secretaries don't get a bonus for their years of service.
    public int getSeniorityBonus() {
        return 0;
    }

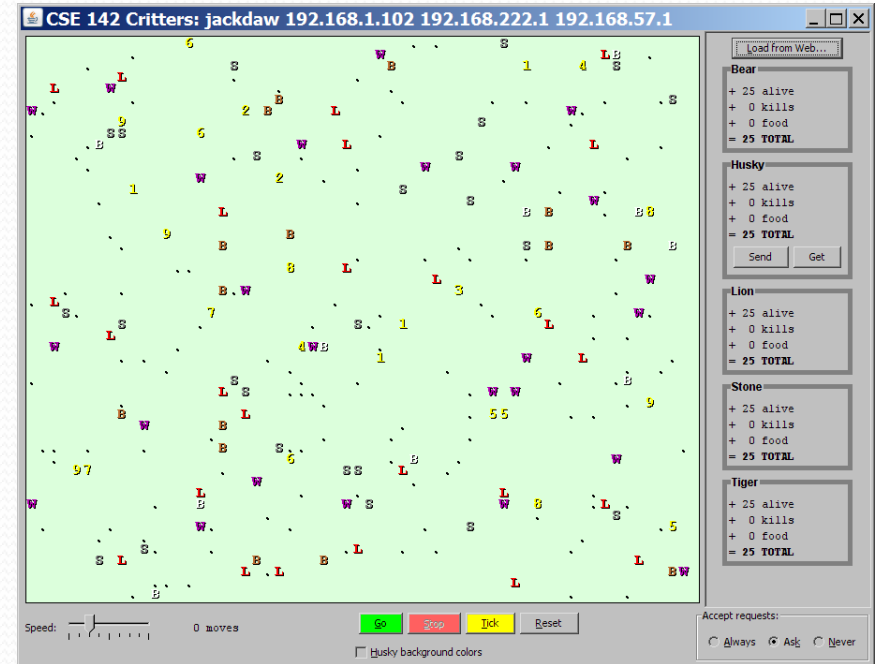
    public void takeDictation(String text) {
        System.out.println("Taking dictation of text: " + text);
    }
}
```

Homework 9: Critters

reading: HW9 spec

CSE 142 Critters

- Ant
 - Bird
 - Hippo
 - Vulture
 - Husky
- (creative)
- **behavior:**
 - eat eating food
 - fight animal fighting
 - getColor color to display
 - getMove movement
 - toString letter to display




A Critter subclass

```
public class name extends Critter { ... }
```

```
public abstract class Critter {  
    public boolean eat()  
    public Attack fight(String opponent)  
        // ROAR, POUNCE, SCRATCH  
    public Color getColor()  
    public Direction getMove()  
        // NORTH, SOUTH, EAST, WEST, CENTER  
    public String toString()  
}
```

How the simulator works

- "Go" → loop:
 - move each animal (`getMove`)
 - if they collide, *fight*
 - if they find food, *eat*
- Simulator is in control!
 - `getMove` is one move at a time
 - (*no loops*)
 - Keep state (fields)
 - to remember future moves



Development Strategy

- Do one species at a time
 - in ABC order from easier to harder (Ant → Bird → ...)
 - debug `println`
- Simulator helps you debug
 - smaller width/height
 - fewer animals
 - **"Tick"** instead of "Go"
 - **"Debug"** checkbox
 - drag/drop to move animals

Critter exercise: Cougar

- Write a critter class `Cougar`:

Method	Behavior
<code>constructor</code>	<code>public Cougar()</code>
<code>eat</code>	Always eats.
<code>fight</code>	Always pounces.
<code>getColor</code>	Blue if the <code>Cougar</code> has never fought; red if he has.
<code>getMove</code>	Walks west until he finds food; then walks east until he finds food; then goes west and repeats.
<code>toString</code>	"C"

Ideas for state

- You must not only have the right state, but update that state properly when relevant actions occur.
- Counting is helpful:
 - How many total moves has this animal made?
 - How many times has it eaten? Fought?
- Remembering recent actions in fields is helpful:
 - Which direction did the animal move last?
 - How many times has it moved that way?
 - Did the animal eat the last time it was asked?
 - How many steps has the animal taken since last eating?
 - How many fights has the animal been in since last eating?

Cougar solution

```
import java.awt.*; // for Color

public class Cougar extends Critter {
    private boolean west;
    private boolean fought;

    public Cougar() {
        west = true;
        fought = false;
    }

    public boolean eat() {
        west = !west;
        return true;
    }

    public Attack fight(String opponent) {
        fought = true;
        return Attack.POUNCE;
    }

    ...
}
```

Cougar solution

...

```
public Color getColor() {
    if (fought) {
        return Color.RED;
    } else {
        return Color.BLUE;
    }
}

public Direction getMove() {
    if (west) {
        return Direction.WEST;
    } else {
        return Direction.EAST;
    }
}

public String toString() {
    return "C";
}
}
```