

LEC 00


CSE 122

Welcome!



Questions during Class?

Raise hand or send here



slide #cse-

## BEFORE WE START

***Talk to your neighbors:***  
*Introduce yourself to your neighbor!*

*What is your name? Major? What did you do this summer?*

Music: [Hunter/Miya's Playlist](#)

Instructor	Hunter Schafer / Miya Natsuhara		
TAs	Ajay Andrew Anson Anthony Audrey Chloe Colton Connor Elizabeth Evelyn	Gaurav Hilal Hitesh Jake Jin Joe Joe Karen Kyler Leon	Melissa Noa Parker Poojitha Samuel Sara Simon Sravani Tan Vivek

# Lecture Outline

- **Introductions** 
- About this Course
  - Course Components & Tools
  - Policies
  - Making the Most of this Class
- Intro/Review Java

# Course Staff

- Instructor: Hunter Schafer
- Instructor: Miya Natsuhara
- Teaching Assistants: [31 Awesome TAs](#)
  - Available in section, office hours, discussion board, and 1:1 meetings
  - Invaluable source of information & help in this course
- We're excited to get to know you!
  - Our goal is to help you succeed



# Students

- Currently 503 students registered for the course!
- Strength in numbers
  - With 503 students, if you're confused about something, I guarantee someone else is too!
  - Students come from all different backgrounds & majors & interests in future career goals.
- Focus on us trying to help you build community
  - Meet others in the class to form study groups or have people you can work with.

# What is this Class?

## CSE 121 – Computer Programming I or Other Programming Experience

- Print statements
- Data types (int, String, boolean)
- Methods / Functions
  - Parameters
  - Returns
- Control structures
  - Loops
  - Conditionals
- File I/O
- Arrays
- **Computational Thinking**  
(language agnostic)

## CSE 122 – Computer Programming II

- Decomposing large problems into smaller, manageable, subproblems
- Using data structures
  - List
  - Stacks / Queues
  - Sets
  - Maps
- Object Oriented Programming
  - Interfaces

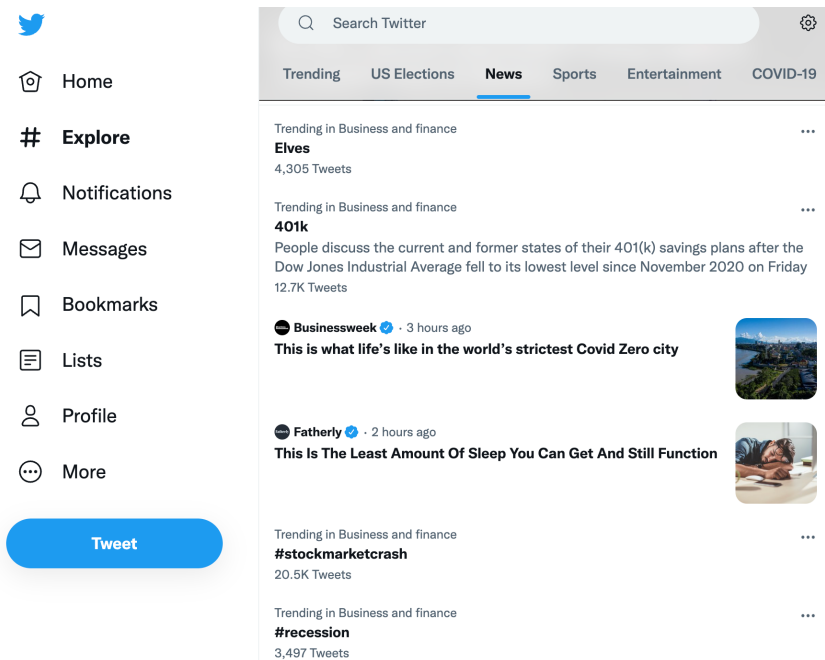
# Prerequisite Knowledge

- Students entering CSE 122 are coming from many of different backgrounds
  - UW: CSE 121 (Soon™) or other intro programming course
  - Community College: Intro Programming Course
  - High School Programming Course (e.g., UWHS, AP CS, IB CS, etc.)
  - Self-taught or other previous experience
- Importantly: CSE 122 is in Java, but we **do not expect prior experience in Java!** Do expect knowing the list of CSE 121 topics in some language.
  - Students who do not have experience in Java will be focusing on practicing the programming skills you know in a new language!
  - You will find the [Java Tutorial](#) and Programming Assignment 0 very helpful!
- If you want to know if this class is the right fit for you, take the [Allen School Self-Placement Test](#)

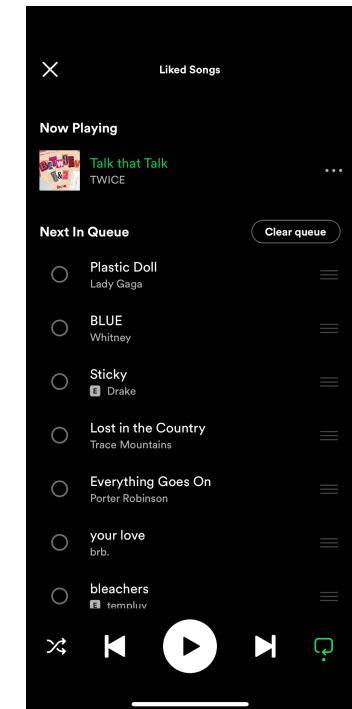
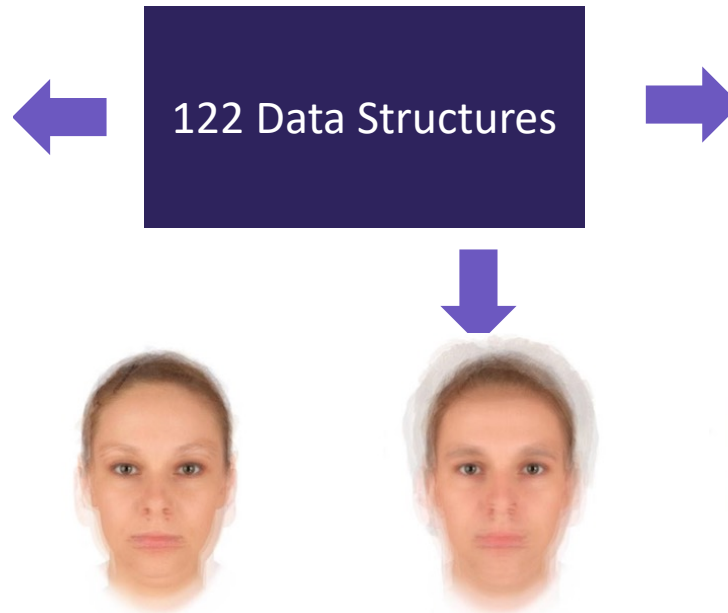


# Why 122?

1. Build a strong foundation of data structures that will let you tackle the biggest problems in computing



Source: Twitter 9/23



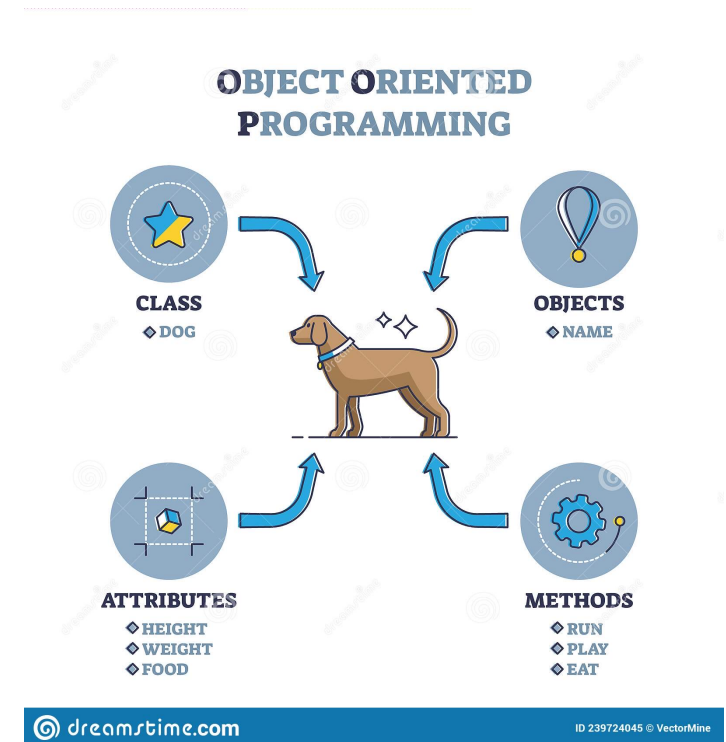
Source: Hunter's Spotify

Source: Ethical CS

# Why 122?

2. Learn an important structural pattern for representing **objects** in code to make our code more **reusable** and **maintainable** and **easier to understand**.

- Java is designed around this idea of objects. We haven't been leveraging that yet!
- Used in almost every real-world software project.





# Lecture Outline

- Introductions
- **About this Course**
  - **Course Components & Tools** 
  - Policies
  - Making the Most of this Class
- Intro/Review Java

# Course Components

## Meetings

### LECTURES

(x19)

- We're here!
- Introduce concepts, practice ideas, discuss applications.
- Pre-class materials to prepare for class each day. Due **before** class.

### SECTIONS

(x18)

- Held in person
- More practice, reviews, applications
- TA advice, how to be an effective student
- Preparation for quizzes / exams

## Assessments

### PROGRAMMING ASSIGNMENTS

(x4)

- Structured assignments
- Programming in Java
- Applying & implementing course concepts

### CREATIVE PROJECTS

(x4)

- More open-ended assignments
- Explore new ideas and applications

### QUIZZES

(x4)

- Taken in quiz section
- 30 minutes on computer
- One retake per quiz

### EXAM

(x1)

- Culminating exam
- **Tuesday 12/13 @ 12:30 pm**

# Course Website

[cs.uw.edu/122](https://cs.uw.edu/122)

The screenshot shows the CSE 122 course website. On the left is a sidebar with navigation links: Home / Calendar, Programming Assignments, Creative Projects, Staff, Office Hours, Syllabus, Grading Rubric, COVID-19 Safety, Resources, Course Tools (Edstem, Anonymous Feedback), and Acknowledgements. The main content area has a placeholder for a full announcement on Ed, a calendar section with an info box and lessons, and a table of topics. The table lists Module 0 (Welcome, Functional Decomposition, Design) and Module 1 (ArrayList), with specific dates and topics like 'Welcome; Syllabus Details', 'Welcome', 'Java Review/Introduction; Functional Decomposition', 'Java Practice; Functional Decomposition Practice', and 'ArrayLists'. A 'RELEASED' button and a 'Warm Up' button are also visible.

The screenshot shows the 'Instructors' page. It features two instructor profiles. The first is Hunter Schafer, a Teaching Professor, with a bio, office hours (Tues 1-3 pm, CSE 530 or Zoom), and a schedule link. The second is Miya Natsuhara, a Teaching Professor, with a bio, office hours (Mon 1-2:30 pm, Fri 12:30-1:30 pm, CSE 206 or Zoom), and a bio. Both profiles include a photo, name, title, email, and a short bio.

Get to know the staff

Contains most course info – check frequently!

- Announcements, Calendar, Lecture Slides, Office Hours schedule, Staff Bios, Important Links

# Course Website

[cs.uw.edu/122](https://cs.uw.edu/122)

The screenshot shows the CSE 373 course website. On the left is a sidebar with a menu: Home, Projects, Exercises, Exams, Office Hours, Staff, Syllabus, Course Tools (with an external link icon), Zoom, Ed, Gradescope, GitLab, and Anonymous Feedback. The main content area has a header for CSE 373 with a link to 'See the full announcement on Ed!' and a 'Before Quarter' section dated SEP 23. Below this is a 'Calendar' section with an info box stating: 'This is a rough sketch of the quarter and things are subject to change. We can accurately predict the past, but predicting the future is hard!'. The calendar table has three columns: TOPIC, PROJECTS, and EXERCISES.

	TOPIC	PROJECTS	EXERCISES
<b>Week 1</b>			
Mon 09/28	No Class		
Wed 09/30	LEC 01 Welcome! ADTs		RELEASED
Thu 10/01	SEC 01 CSE 143 Review, Testing	RELEASED	EX0 Community Building
Fri 10/02	LEC 02 Lists		DUE 11:59 PM
<b>Week 2</b>			
Mon 10/05	LEC 03 Stacks, Queues, Maps	CSE 143 Review	

Contains most course info – check frequently!

- Announcements, Calendar, Lecture Slides, Office Hours schedule, Staff Bios, Important Links

The screenshot shows the CSE 122 course website. It features a sidebar with a menu: Home / Calendar, Programming Assignments, Creative Projects, Staff, Office Hours, Syllabus (highlighted), Grading Rubric, COVID-19 Safety, Resources, Course Tools (with an external link icon), EdSem, and Anonymous Feedback. The main content area is titled 'CSE 122 Syllabus' and includes sections for Course Information, Teaching Staff (listing Hunter Schafer and Miya Natsuura), Registration Questions, Course Staff and Support Hours, Class Session Meeting (with times WF: 11:30 pm - 12:20 pm (ARC 147) and WF: 2:30 pm - 3:20 pm (GUG 220)), Other Info (with prerequisites and course website links), and Course Goals (describing the course's focus on computer programming and data structures).

Please familiarize yourself with the course syllabus this week!

# Other Course Tools



## Ed

- Community & Information
  - Discussion Board  
(please ask & answer!; anonymous option)
  - Chat
  - Announcements
- Pre-Class Materials / Section Handouts
- Assignments
  - Online IDE
  - Submit assignments
  - View Feedback

## My Digital Hand

## My Digital Hand

- Queueing in office hours



## IntelliJ

- Develop offline
- Visual debugger



## Canvas


- Gradebook
- Lecture recordings



## Sli.do

- In-class activities  
(ungraded)
- No account needed

# Lecture Outline

- Introductions
- **About this Course**
  - Course Components & Tools
  - **Policies** 
  - Making the Most of this Class
- Intro/Review Java



# Resubmissions / Retakes

*Learning is a challenging process that takes time, it doesn't always happen on your first try.*

- Each week, one previous Programming Assignment or Creative Project can be resubmitted
  - Must be accompanied by write up explaining changes
  - Grade on resubmission replaces original grade.
- To stay caught-up with the course, each assignment should only be resubmitted at most once over the quarter.
  - If you find an unforeseen circumstance that requires you to use more than one resub for a particular assignment, you need to discuss with your TA a plan to stay caught-up in order before we can accommodate extra resubs.
- Each quiz can be retaken at most once

See syllabus for more details

# Collaboration

- These concepts are challenging: we strongly encourage discussion + collaboration!
  - Don't attempt to gain credit for something you didn't do
  - In general, share ideas and work together, but don't copy work. Never show someone else your code or solution write up.
  - For any ungraded work (e.g., pre-class materials) there is no concern about academic misconduct! You should be collaborating on those without reservation.
  - On graded assignments you should still collaborate, but the code you write should be of your own creation.
  - Always cite the help you receive on graded work
- [Withdrawal Policy](#)
- **Read full policy in Syllabus**

# Textbook

## Pre-class Materials

- All required readings are available free on Ed!
- Should be finished before class (not graded)

## Optional Textbook

- [Building Java Programs by Reges and Stepp \(5<sup>th</sup> Edition\)](#)
- Not required but does add another perspective. Will reference relevant chapters.
- Advice: only purchase if you learn best with a textbook, otherwise not recommended.

ed CSE 122 - 22au - Ed Lessons

< Lessons Slides Prev Next

Arrays Review

[Pre-Class Work] ArrayLists

ArrayLists Review

ArrayList Basics

ArrayList Methods

Syntax: Arrays vs. ArrayList

ArrayLists [Video Walkthrough]

ArrayList Review

oldy-ArrayList-Programming Review

Count Unique

### Arrays Review

Previously in CSE 121, we had learned about **arrays** – a data structure than can hold multip type!

As mentioned previously, we like to think of arrays as **cubbies** – or a group of variables that one data structure. Remember that arrays have the following (with an accompanying diagra

1. a name
2. a *specific length* (number of compartments)
3. a *specific type* that each of its compartments can hold
4. compartments where each compartment has:
  - an *index* (like `String` indices, starting at index 0)
  - the ability to hold a piece of data


Remember to initialize an array, you need the following:

1. **type[]** – start by listing the type of your array and its elements and make sure to have closing square brackets to signify this is an array.
  1. Examples: `String[]`, `int[]`, `char[]`, etc.
2. **name** – the name of your array can be anything, as long as it's concise, descriptive, an naming guidelines.
3. **array construction code** – the remaining code to construct a new array follows the tr `length`; where the type should match the type listed on the left hand side of the line

```
int[] arr = new int[4];
```

name: arr (int[])      0      1

# Lecture Outline

- Introductions
- **About this Course**
  - Course Components & Tools
  - Policies
  - **Making the Most of this Class** 
- Intro/Review Java

# How Learning Works

- Learning requires **active participation** in the process. It's not as simple as sitting and listening to someone talk at you.
  - Requires **deliberate practice** in **learning by doing**
  - Benefits from **collaborative learning**
- Hybrid classroom model
  - Asks you to do some preparation before class in the form of readings and practice problems.
    - Should take ~30 minutes a day
  - Class will start with brief recap, then pick up where the reading and practice problems leave off.
  - Attendance isn't graded, but showing up and trying is the first step in succeeding in the class!
- Pre-class materials are ungraded, but
  - It's okay if you find them challenging! That means you are learning!



# Metacognition

- **Metacognition**: asking questions about your solution process.
- Examples:
  - **While debugging**: explain to yourself why you're making this change to your program.
  - **Before running your program**: make an explicit prediction of what you expect to see.
  - **When coding**: be aware when you're not making progress, so you can take a break or try a different strategy.
  - **When designing**:
    - Explain the tradeoffs with using a different data structure or algorithm.
    - If one or more requirements change, how would the solution change as a result?
    - Reflect on how you ruled out alternative ideas along the way to a solution.
  - **When studying**: what is the relationship of this topic to other ideas in the course?



# Getting Help

- Discussion Board
  - Feel free to make a public or private post on Ed
  - We encourage you to answer other peoples' questions! A great way to learn
- Introductory Programming Lab (Office Hours)
  - TAs can help you face to face in office hours, and look at your code
  - You can go to the IPL with **any** course questions, not just assignments
- Section
  - Work through related problems, get to know your TA who is here to support you
- Your Peers
  - We encourage you to form study groups! Discord or Ed are great places to do that
- Email
  - We prefer that all content and logistic questions go on the Ed discussion board (even if you make them private). 503 of you >>> 33 of us!
  - For serious personal circumstances, you can email Hunter/Miya directly. It never hurts to email us, but if it's a common logistic question, we will politely tell you to post on the discussion board.

cse122-22au-instructors@cs.washington.edu

# Help Us Improve!

- This is a brand-new course! We are always looking for feedback on how to improve the class for you and for future students! Thank you in advance for your patience and understanding as we develop everything. 😊
  - We *really* value your feedback!
  - Let us know what's working and what isn't working for you
  - Something that went well in another course? Tell us about it!
- Post on the discussion board (can be public/private).
  - Note: Anonymous here is anonymous to other students, not to the staff.
- Submit feedback via the **Anonymous Feedback Tool** (linked under “Course Tools” on the website)

# The World Around CSE 122

- Our goal is to give you a great CSE 122 experience
  - But CSE 122 does not exist in a vacuum – there's a lot going on in the world right now that can impact your education
- We've designed course policies for maximum flexibility: ability to resubmit assignments and retake quizzes
  - But we cannot cover every individual situation
- **Please reach out** if you need accommodations of any kind to deal with these unfamiliar situations

# Lecture Outline

- Introductions
- About this Course
  - Course Components & Tools
  - Policies
  - Making the Most of this Class
- **Intro/Review Java** 

# Hello World

- Java Specifics

- Every program needs a **class**
- Runnable programs need a **main** method (*signature* must exactly match)
- `System.out.println` to print
- **"Hello world"** is a `String`

```
public class HelloDemo {  
    public static void main(String[] args) {  
        System.out.println("Hello world");  
    }  
}
```

- Running on Ed

- **Run** runs your program
- **Mark** submits and runs autograder
  - Submit as many times as you like
  - "Shotgun submission" = Unhelpful habit
- **Solution** shows solution (if applicable)

# Review Java Syntax

[Java Tutorial](#) reviews all the relevant programming features you should familiar with (even if you don't know them in Java).

- Printing and comments
- Variables, types, expressions
- Conditionals (if/else if/ else)
- Loops (for and while)
- Strings
- Methods
- File I/O
- Arrays





# Practice: Think

[sli.do](#)

#cse-122

## In-Class Activities

- **Goal:** Get you actively participating in your learning
- Typical Activity
  - Question is posed
  - **Think** (1 min): Think about the question on your own
  - **Pair** (2 min): Talk with your neighbor to discuss question
    - If you arrive at different conclusions, discuss your logic and figure out why you differ!
    - If you arrived at the same conclusion, discuss why the other answers might be wrong!
  - **Share** (1 min): We discuss the conclusions as a class
- During each of the **Think** and **Pair** stages, you will respond to the question via a sli.do poll
  - Not worth any points, just here to help you learn!



# Practice: Think

[sli.do](#)

#cse-122

## What is the output of this Java program?

```
public class Demo {  
    public static void main(String[] args) {  
        int[] nums = {2, 3, 5, 9, 14};  
  
        int totalDiff = 0;  
        for (int i = 1; i <= nums.length; i++) {  
            totalDiff += (nums[i] - nums[i - 1]);  
        }  
        System.out.println("Total Diff = " + totalDiff);  
    }  
}
```

- A) Total Diff = 12
- B) Total Diff = 11
- C) Total Diff = 7
- D) Error



# Practice: Pair

[sli.do](https://sli.do)

#cse-122

## What is the output of this Java program?

```
public class Demo {  
    public static void main(String[] args) {  
        int[] nums = {2, 3, 5, 9, 14};  
  
        int totalDiff = 0;  
        for (int i = 1; i <= nums.length; i++) {  
            totalDiff += (nums[i] - nums[i - 1]);  
        }  
        System.out.println("Total Diff = " + totalDiff);  
    }  
}
```

- A) Total Diff = 12
- B) Total Diff = 11
- C) Total Diff = 7
- D) Error

# “Homework” for Next Time

- First assignment will be released Friday, but there are some things to do in the mean time.
- TODO this week
  - [Fill out the introductory survey](#)
  - [Post an introduction video on your sections Ed thread!](#) 😊
  - Go meet your TA and classmates in Thursday’s quiz section
  - ★ Complete the pre-class material for Friday (see calendar)
  - [Check over syllabus details](#)