

LEC 00

CSE 122

Welcome!



Questions during Class?

Raise hand or send here

sli.do #cse122



BEFORE WE START

Talk to your neighbors:
Introduce yourself to your neighbor!


What is your name? Major? What did you do over summer break?

Music: [122 26sp Lecture Jams](#) 

Instructor: Elba Garza


TAs:	David	Caleb	Cole	Yang
	William	Neha	Blake R.	Cady
	Dani	Wesley	Carson	Diya
	Rohan	Isis	Sushma	
	Andrew	Colin	Connor	
	Ava	Naomi	Mahima	
	Shreyank	Hanna	Nicolae	
	Nicole	Blake P.	Ivory	

Lecture Outline (1/6)


- **Introductions** 
- About this Course
 - Course Components & Tools
 - Grading
 - Policies
 - Making the Most of this Class
- Intro/Review Java

Course Staff

- Instructor: Elba Garza
- Call me: Elba
Professor Garza
- Teaching Assistants: 27 Fantastic TAs!
 - Available in section, office hours, and discussion board
 - Invaluable source of information & help in this course
- We're excited to get to know you!
 - Our goal is to help you succeed 😊



Students

- Currently 194 students registered for the course!
- Strength in numbers
 - With 194 students, if you're confused about something, we guarantee someone else is too! Ask questions in Slido or in class 
 - Students come from all different backgrounds, majors, & interests in future career goals.
- Focus on us trying to help you build community
 - Meet others in the class to form study groups or have people you can work with.

CSE 12x Behavioral Expectations

- Be professional towards:
 - Fellow Students
 - TAs
 - Instructor
- Ask questions, help others, be a good 12X citizen!
- Treat everyone as you wish to be treated.
- You are in college—you have college-level responsibilities.

What is this Class?

CSE 121 – Computer Programming I or Other Programming Experience

- Print statements
- Data types (int, String, boolean)
- Methods / Functions
 - Parameters
 - Returns
- Control structures
 - Loops
 - Conditionals
- Arrays & 2D arrays
- **Computational Thinking**
(language agnostic)

CSE 122 – Computer Programming II

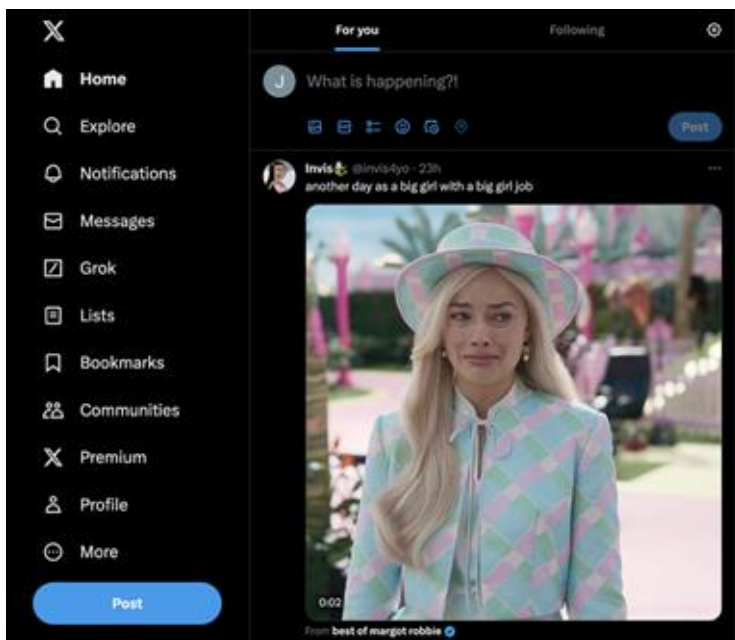
- Decomposing large problems into smaller, manageable subproblems
- File I/O
- Using data structures
 - List
 - Stacks / Queues
 - Sets
 - Maps
- Object Oriented Programming
 - Interfaces

Prerequisite Knowledge

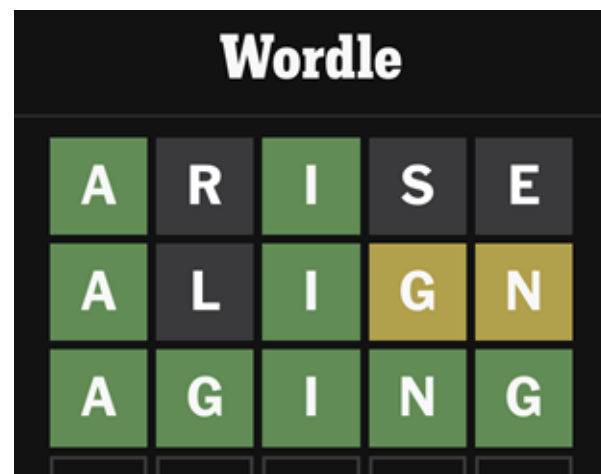
- Students entering CSE 122 are coming from many of different backgrounds
 - UW: CSE 121 or other intro programming course
 - Community College: Intro Programming Course
 - High School Programming Course (e.g., UWHS, AP CS, IB CS, etc.)
 - Self-taught or other previous experience
- Importantly: CSE 122 is in Java, but we **do not expect prior experience in Java!** Do expect knowing the list of CSE 121 topics in some language.
 - Students who do not have experience in Java will be focusing on practicing the programming skills you know in a new language!
 - You will find the [Java Tutorial](#) and Creative Project 0 very helpful!
- If you want to know if this class is the right fit for you, take the [Allen School Self-Placement Test](#)

Why 122? (1/2)

1. Build a strong foundation of data structures that will let you tackle the biggest problems in computing



122 Data Structures




Why 122? (2/2)

2. Learn an important structural pattern for representing **objects** in code to make our code more **reusable** and **maintainable** and **easier to understand**.

- Java is designed around this idea of **objects**. We haven't been leveraging that yet!
- Used in almost every real-world software project.



Lecture Outline (2/6)


- Introductions
- **About this Course**
 - **Course Components & Tools** 
 - Grading
 - Policies
 - Making the Most of this Class
- Intro/Review Java

Course Components

Meetings



LECTURES

(x20)

- We're here!
- Introduce concepts, practice ideas, discuss applications.
- Pre-class materials to prepare for class each day. Due **before** class.
- Recorded 

SECTIONS

(x19)

- Held in person
- More practice, reviews, applications
- TA advice, how to be an effective student
- Preparation for quizzes / exams
- Incentives to attend this quarter!
-  Not Recorded! 

Assessments

PROGRAMMING ASSIGNMENTS

(x4)

- Structured assignments
- Programming in Java
- Applying & implementing course concepts

CREATIVE PROJECTS

(x4)

- More open-ended assignments
- Explore new ideas and applications

QUIZZES

(x3)

- Taken in quiz section
- 45 minutes on paper

EXAM

(x1)

- Culminating exam
- **June 9, 2026**

Course Website (1/2)

cs.uw.edu/122

CSE 122

- Home / Calendar
- Syllabus
- Assignments
- Resubmissions
- Exam
- Staff
- Office Hours
- Grading Rubrics
- Resources

[Course Tools](#)

- EdStem
- Anonymous Feedback
- Code Quality Guide
- Commenting Guide

Attention! This website is still **under development**. More information will be added soon and all content is subject to change.

Introduction to Computer Programming II

Spring 2026

Welcome to CSE 122: Introduction to Computer Programming II 🎉

- ▶ What is this class? What will I learn?
- ▶ Prior Experience and Expectations

Registration Please **do not** email the course staff or instructors regarding registration for the course. The course staff do not have access to add codes. Please email ugrad-adviser@cs.washington.edu for assistance.

This Week (at a glance)

Monday (03/30)

- Nothing!

Tuesday (03/31)

- Nothing!

Wednesday (04/01)

- 📖 [Lesson 0: Welcome!](#)
Class session @ 2:30pm in KNE 120.

Instructor



Elba Garza SHE/HER/HERS

elba@cs

Office Hours

TBD
CSE 438
or

[email me](#) for an
alternate time!

Hi all, I'm Elba. I'm an Assistant Teaching Professor here at the Allen School. I earned my B.S. in Computer Science from Columbia University and my M.Sc. in the same at Princeton University. I did my PhD studies at Texas A&M University with Daniel Jimenez, where I specialized in computer architectural prediction techniques. Intrigued? Confused? Come ask me about it! I'm originally from Guadalajara, Jalisco, Mexico, but moved to San Antonio, Texas when I was five years old. My hobbies include metal detecting, coin collecting, and sewing. I'm also a huge Formula 1 fan! If you ever need advice on the course, the computer science major, or have anything on your mind, be sure to come by my office hours and we can chat.

Get to know the course staff

Contains most course info – check frequently!

Calendar, Lecture Slides, Office Hours schedule, Staff Bios, Important Links

Course Website (2/2)

cs.uw.edu/122

CSE 122

- Home / Calendar
- Syllabus
- Assignments
- Resubmissions
- Exam
- Staff
- Office Hours
- Grading Rubrics
- Resources

[Course Tools](#)

- EdStem
- Anonymous Feedback
- Code Quality Guide
- Commenting Guide

Attention! This website is still **under development**. More information will be added soon and all content is subject to change.

Introduction to Computer Programming II

Spring 2026

Welcome to CSE 122: Introduction to Computer Programming II 🎉

- ▶ What is this class? What will I learn?
- ▶ Prior Experience and Expectations

Registration Please **do not** email the course staff or instructors regarding registration for the course. The course staff do not have access to add codes. Please email ugrad-adviser@cs.washington.edu for assistance.

This Week (at a glance)

Monday (03/30)

- Nothing!


Tuesday (03/31)

- Nothing!

Wednesday (04/01)

- 📖 [Lesson 0: Welcome!](#)
Class session @ 2:30pm in KNE 120.

Instructor 👤

 **Elba Garza** SHE/HER/HERS
elba@cs

Syllabus

Course Information

Teaching Staff

Instructor: Elba Garza

Instructor Email: elba@cs.washington.edu

Registration Questions: CSE Advisers (ugrad-adviser@cs.washington.edu)

Course Staff and Support Hours: [Course Staff](#) and [Office Hours](#)

▼ Who to contact?

Please familiarize yourself with the course syllabus this week!

Contains most course info – check frequently!

Calendar, Lecture Slides, Office Hours schedule, Staff Bios, Important Links

Other Course Tools



Ed

- Community & Information
 - Discussion Board
(please ask & answer!; anonymous option)
 - Chat
 - Announcements
- Pre-Class Materials / Section Handouts
- Assignments
 - Online IDE
 - Submit assignments
 - View Feedback

My Digital Hand



My Digital Hand

- Queueing in office hours

VSCode (Optional)

- Develop offline
- Visual debugger



Canvas


- Lecture recordings



Sli.do

- In-class activities
(ungraded)
- No account needed

Lecture Outline (3/6)

- Introductions
- About this Course
 - Course Components & Tools
 - **Grading** 
 - Policies
 - Making the Most of this Class
- Intro/Review Java

Graded Course Components

- Each mark is graded on the scale:
 - **E**(xcellent)
 - **S**(atisfactory)
 - **N**(ot yet)
- Your grade will consist of the following categories:

Category	#	Marks per	Total Marks
Programming Assignments	4	4 (Behavior, Concepts, Quality, Testing/Reflection)	16
Creative Projects	4	1	4
Quizzes	3	3 (3 questions)	9
Exam	1	6 (6 questions)	6

Course Grades

In assigning course grades, we'll use a bucket system:

- Marks earned place in an initial bucket, additional S+ marks improve grade.
- Must meet all requirements of a bucket for initial placement.
- These are minimum GPA guarantees – grade can always be higher than minimum promise.

Minimum Grade	Required S+, of which...	Required E
3.5	30	27
3.0	27	22
2.5	24	17
2.0	21	0
1.5	14	0
0.7	8	0

S+ indicates S or E

Lecture Outline (4/6)

- Introductions
- **About this Course**
 - Course Components & Tools
 - Grading
 - **Policies** 
 - Making the Most of this Class
- Intro/Review Java

Resubmissions

Learning is a challenging process that takes time, it doesn't always happen on your first try.

- Each week, one previous Programming Assignment or Creative Project can be resubmitted
 - Must be accompanied by write-up explaining changes
 - Grade on resubmission replaces original grade.
 - An assignment can be resubmitted in the 3 cycles after feedback has been published
 - *Tip: Resubmit as early as possible*

See [syllabus](#) for more details

Collaboration & Resources

- These concepts are challenging—we strongly encourage discussion + collaboration!
 - Don't attempt to gain credit for something you didn't do
 - In general, share ideas and work together, but don't copy work. Never show someone else your code or solution write up.
 - For any ungraded work (e.g., pre-class materials) there is no concern about academic misconduct! You should be collaborating on those without reservation.
 - On graded assignments you should still collaborate, but the code you write should be of your own creation.
 - **Submitted work must be done completely without LLM/AI tool help.**
 - Be aware of and avoid use of Forbidden Features in submitted work
 - Always cite the help you receive on graded work
- **Read full policy in Syllabus**

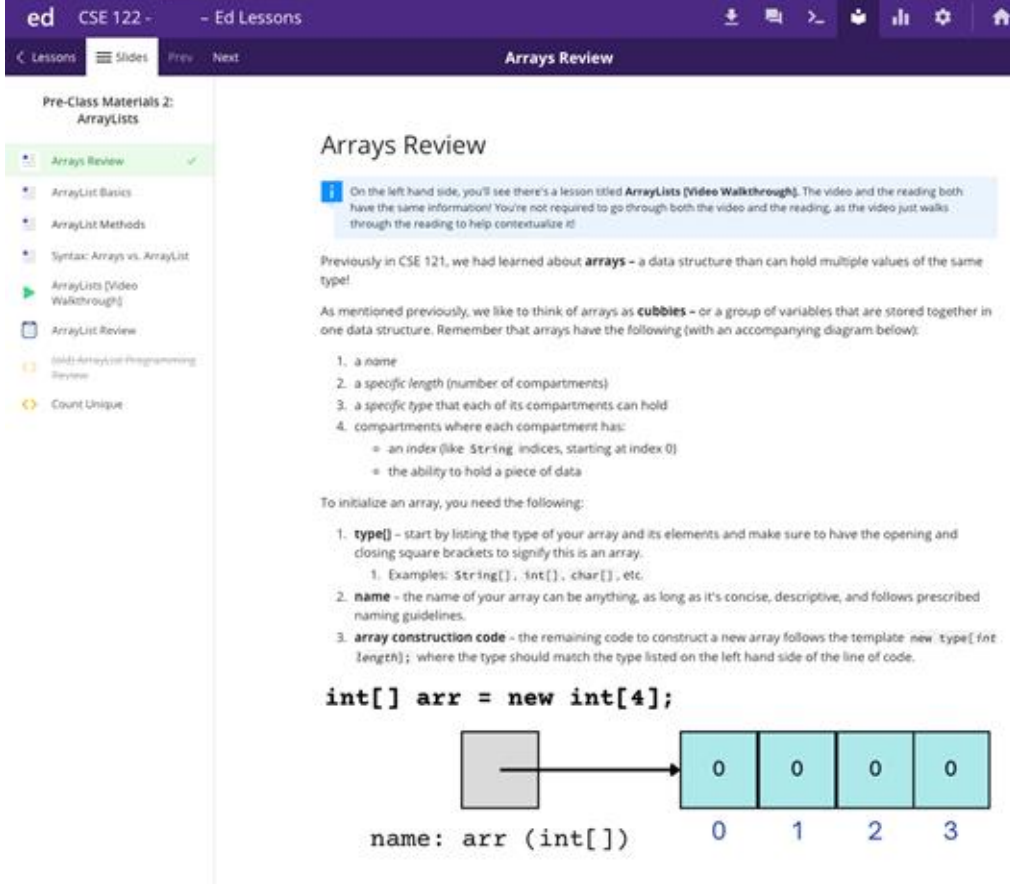
Textbook

Pre-class Materials

- All required readings are available free on Ed!
- Should be finished before class (not graded)

Optional Textbook

- [Building Java Programs by Reges and Stepp \(5th Edition\)](#)
- Not required but does add another perspective. Will reference relevant chapters.
- Advice: only purchase if you learn best with a textbook, otherwise not recommended.



The screenshot shows the Ed platform interface for a lesson titled "Arrays Review". The left sidebar lists "Pre-Class Materials 2: ArrayLists" with items like "Arrays Review", "ArrayList Basics", "ArrayList Methods", "Syntax: Arrays vs. ArrayList", "ArrayLists [Video Walkthrough]", "ArrayList Review", "Build Arrays in Programming Review", and "Count Unique". The main content area is titled "Arrays Review" and contains a blue information box, introductory text about arrays, a list of characteristics, and code examples for array initialization. A diagram illustrates an array of four integers, each containing the value 0, with indices 0 through 3.

ed CSE 122 - Ed Lessons

Arrays Review

Pre-Class Materials 2: ArrayLists

- Arrays Review ✓
- ArrayList Basics
- ArrayList Methods
- Syntax: Arrays vs. ArrayList
- ArrayLists [Video Walkthrough]
- ArrayList Review
- Build Arrays in Programming Review
- Count Unique

Arrays Review

1 On the left hand side, you'll see there's a lesson titled **ArrayLists [Video Walkthrough]**. The video and the reading both have the same information! You're not required to go through both the video and the reading, as the video just walks through the reading to help contextualize it!

Previously in CSE 121, we had learned about **arrays** – a data structure than can hold multiple values of the same type!

As mentioned previously, we like to think of arrays as **cubbies** – or a group of variables that are stored together in one data structure. Remember that arrays have the following (with an accompanying diagram below):

1. a name
2. a specific length (number of compartments)
3. a specific type that each of its compartments can hold
4. compartments where each compartment has:
 - an index (like `String` indices, starting at index 0)
 - the ability to hold a piece of data

To initialize an array, you need the following:


1. **type[]** – start by listing the type of your array and its elements and make sure to have the opening and closing square brackets to signify this is an array.
 1. Examples: `String[]`, `int[]`, `char[]`, etc.
2. **name** – the name of your array can be anything, as long as it's concise, descriptive, and follows prescribed naming guidelines.
3. **array construction code** – the remaining code to construct a new array follows the template: `new type[int length];` where the type should match the type listed on the left hand side of the line of code.

```
int[] arr = new int[4];
```

name: arr (int[])

0	0	0	0
0	1	2	3

Lecture Outline (5/6)

- Introductions
- **About this Course**
 - Course Components & Tools
 - Grading
 - Policies
 - **Making the Most of this Class** 
- Intro/Review Java

How Learning Works

- Learning requires **active participation** in the process. It's not as simple as sitting and listening to someone talk at you.
 - Requires **deliberate practice** in **learning by doing**
 - Benefits from **collaborative learning**
- Hybrid classroom model
 - Asks you to do some preparation before class in the form of readings and practice problems.
 - Should take ~30 minutes a day
 - Class will start with brief recap, then pick up where the reading and practice problems leave off.
 - Attendance isn't graded, but showing up and trying is the first step in succeeding in the class!
- Pre-class materials are ungraded, but...
 - It's okay if you find them challenging! That means you are learning!



Metacognition

- **Metacognition**: asking questions about your solution process.
- Examples:
 - **While debugging**: explain to yourself why you're making this change to your program.
 - **Before running your program**: make an explicit prediction of what you expect to see.
 - **When coding**: be aware when you're not making progress, so you can take a break or try a different strategy.
 - **When designing**:
 - Explain the tradeoffs with using a different data structure or algorithm.
 - If one or more requirements change, how would the solution change as a result?
 - Reflect on how you ruled out alternative ideas along the way to a solution.
 - **When studying**: what is the relationship of this topic to other ideas in the course?

Getting Help

- Discussion Board
 - Feel free to make a public or private post on Ed
 - We encourage you to answer other peoples' questions! A great way to learn
- Introductory Programming Lab (Office Hours)
 - TAs can help you face to face in office hours, and look at your code
 - You can go to the IPL with **any** course questions, not just assignments
- Section
 - Work through related problems, get to know your TA who is here to support you
- Your Peers
 - We encourage you to form study groups! Discord or Ed are great places to do that
- Email
 - We prefer that all content and logistic questions go on the Ed discussion board (even if you make them private). 194 of you >>> 28 of us!
 - For serious personal circumstances, you can email Elba directly. It never hurts to email us, but if it's a common logistic question, we may politely ask you to post on the discussion board instead.


Help Us Improve!

- This is a relatively new course! We are always looking for feedback on how to improve the class for you and for future students! Thank you in advance for your patience and understanding as we develop everything. 😊
 - *We really* value your feedback!
 - Let us know what's working and what isn't working for you
 - Something that went well in another course? Tell us about it!
- Post on the discussion board (can be public/private).
 - Note: Anonymous here is anonymous to other students, not to the staff.
- Submit feedback via the **Anonymous Feedback Tool** (linked under "Course Tools" on the website)

The World Around CSE 122

- Our goal is to give you a great CSE 122 experience
 - But CSE 122 does not exist in a vacuum—there's a lot going on in the world right now that can impact your education
- We've designed course policies for maximum flexibility: ability to resubmit assignments and drop low letter grades in quizzes
 - But we cannot cover every individual situation
- **Please reach out** if you need accommodations of any kind to deal with these unfamiliar situations

Lecture Outline (6/6)

- Introductions
- About this Course
 - Course Components & Tools
 - Grading
 - Policies
 - Making the Most of this Class
- **Intro/Review Java** 

Hello World

- Java Specifics

- Every program needs a **class**
- Runnable programs need a **main** method (*signature* must exactly match)
- **System.out.println** to print
- **"Hello world"** is a **String**

```
public class HelloWorld {  
    public static void main(String[] args) {  
        System.out.println("Hello world");  
    }  
}
```

- Running on [EdStem](#)

- Run runs your program
- Mark submits and runs autograder
 - Submit as many times as you like
 - “Shotgun submission” = Unhelpful habit
- **Solution** shows solution (if applicable)

Review Java Syntax

[Java Tutorial](#) reviews all the relevant programming features you should be familiar with (even if you don't know them in Java).

- Printing and comments
- Variables, types, expressions
- Conditionals (if/else if/ else)
- Loops (for and while)
- Strings
- Methods
- Arrays & 2D Arrays

“Homework” for Next Time

- First assignment will be released Friday, but there are some things to do in the meantime.
- TODO this week
 - [Fill out the introductory survey](#)
 - Go meet your TA and classmates in Thursday’s quiz section
 - ★ Complete the pre-class material for Friday (see calendar)
 - [Check over syllabus details](#)