

LEC 07

**CSE 122**

# Stacks & Queues Practice

BEFORE WE START

*Slido vote & chat with neighbors:  
What food could you only eat happily  
for the rest of your life?*

Music: [122 25wi Lecture Tunes](#) 

**Instructor:** Elba Garza

<b>TAs:</b>	Anya	Daniel Ryan	Ken	Nicole
	Ashley	Diya	Kuhu	Nicole
	Cady	Elizabeth	Kyle	Niyati
	Caleb	Hannah	Leo	Sai
	Carson	Harshitha	Logan	Steven
	Chaafen	Ivory	Maggie	Yang
	Colin	Izak	Mahima	Zach
	Connor	Jack	Marcus	
	Dalton	Jacob	Minh	


Questions during Class?

Raise hand or send here

sli.do #cse122



# Lecture Outline

- **Announcements** 
- Quick Recap
- copyStack Review
- Exceptions
- Structured Example: `spliceStack`

# Announcements

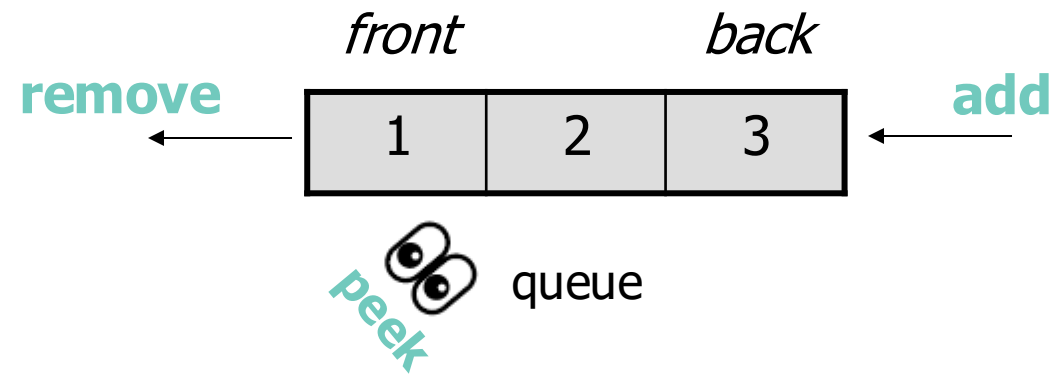
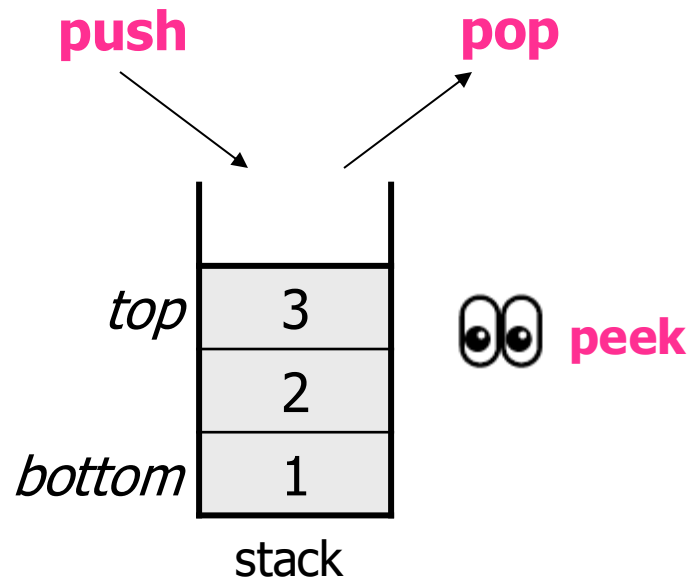
- **Warning:** Course website is “on strike”; may need to depend more on Ed!
- Make-up office hours today! 4:30 – 5:30 PM CSE 438
- Creative Project 1 was due yesterday, how’d it go?
- Programming Assignment 1 releasing later tonight
  - Focusing on Stacks and Queues!
- [Resubmission Cycle 1](#) form posted!
  - Due February 4<sup>th</sup> by 11:59pm PT
  - Eligible assignments: C0, P0

# Lecture Outline

- Announcements
- **Quick Recap** ◀
- copyStack Review
- Exceptions
- Structured Example: spliceStack

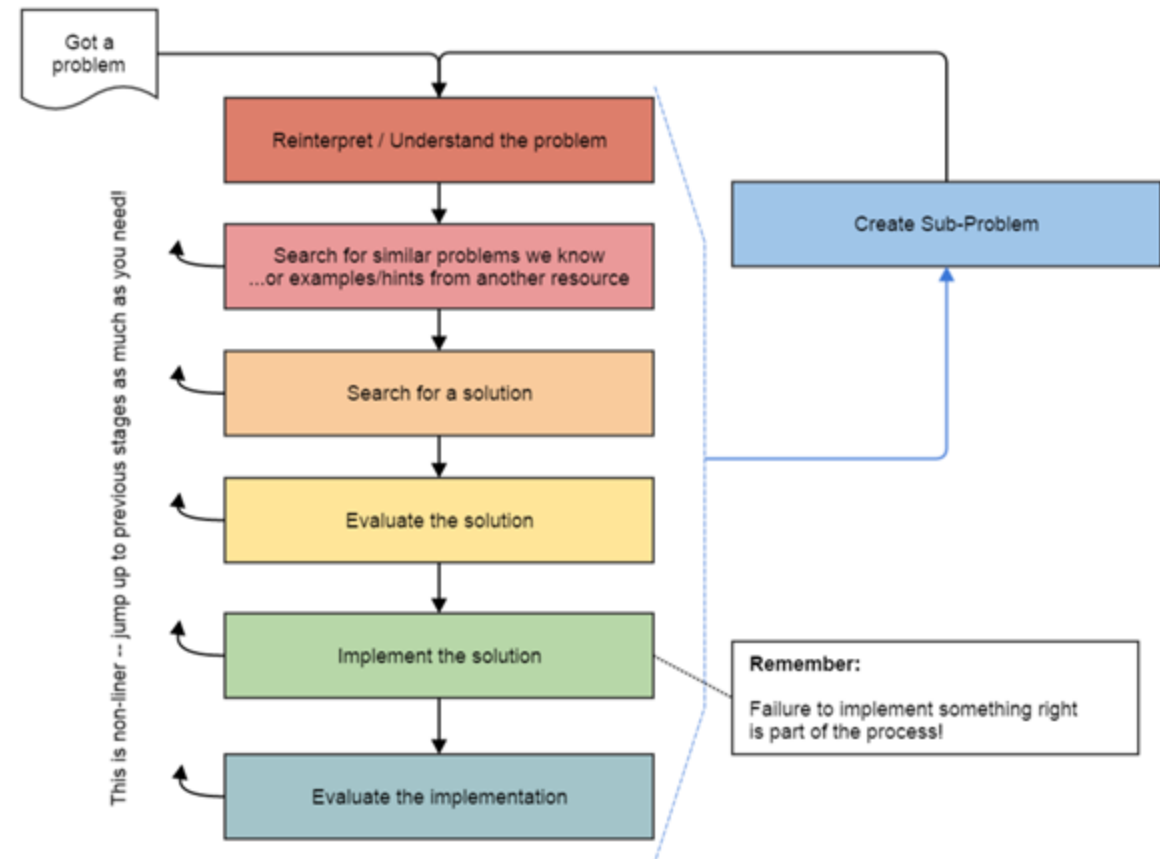
# Stacks & Queues

- Some collections are constrained, only use optimized operations
  - **Stack**: retrieves elements in reverse order as added
  - **Queue**: retrieves elements in same order as added



# Fundamental Data Structures → Problem Solving

- On their own, Stacks & Queues are quite simple with practice (few methods, simple model)
- Some of the problems we ask are complex because the tools you have to solve them are restrictive
  - `sum(Stack)` is hard with a Queue as the auxiliary structure
- We challenge you on purpose here to practice **problem solving**



Source: Oleson, Ko (2016) - *Programming, Problem Solving, and Self-Awareness: Effects of Explicit Guidance*

# Common Problem-Solving Strategies

- **Analogy** – Is this similar to a problem you've seen?
  - `sum(Stack)` is probably a lot like `sum(Queue)`, start there!
- **Brainstorming** – Consider steps to solve problem before writing code
  - Try to do an example “by hand” → outline steps
- **Solve Sub-Problems** – Is there a smaller part of the problem to solve?
  - Move to queue first
- **Debugging** – Does your solution behave correctly on the example input.
  - Test on input from specification
  - Test edge cases (“What if the Stack is empty?”)
- **Iterative Development** – Can we start by solving a different problem that is easier?
  - Just looping over a queue and printing elements

# Metacognition

- **Metacognition**: asking questions about your solution process.
- Examples:
  - **While debugging**: explain to yourself why you're making this change to your program.
  - **Before running your program**: make an explicit prediction of what you expect to see.
  - **When coding**: be aware when you're not making progress, so you can take a break or try a different strategy.
  - **When designing**:
    - Explain the tradeoffs with using a different data structure or algorithm.
    - If one or more requirements change, how would the solution change as a result?
    - Reflect on how you ruled out alternative ideas along the way to a solution.
  - **When studying**: what is the relationship of this topic to other ideas in the course?



# Common Stack & Queue Patterns

- Stack  $\rightarrow$  Queue and Queue  $\rightarrow$  Stack
  - We give you helper methods for these on problems
- Reverse a Stack with a  $S \rightarrow Q$  move & then a  $Q \rightarrow S$  move
- “Cycling” a queue: Inspect each element by repeatedly removing and adding to back a total of `size` times
  - Careful: Watch your loop bounds when a queue’s size changes
- A “splitting” loop that moves some values to the Stack and others to the Queue

# Lecture Outline

- Announcements
- Quick Recap
- **copyStack Review** ◀
- Exceptions
- Structured Example: `spliceStack`

# copyStack

Write a method `copyStack` that takes a stack, `s`, of integers as a parameter and returns a copy, `s2`, of the original stack (i.e., a new stack with the same values as the original, stored in the same order as the original).

Your method should create the new stack and fill it up with the same values that are stored in the original stack. It is not acceptable to return the same stack passed to the method; you must create, fill, and return a new stack.

You may alter the stack parameter throughout your method, but by the end, it must have the same elements in the same order.

You may use one queue as auxiliary storage.

# Lecture Outline

- Announcements
- Quick Recap
- copyStack Review
- **Exceptions** ◀
- Structured Example: spliceStack

# Exceptions

- Sometimes we want to limit someone's input into our method to "valid" options we define
  - Previously printed out "hey don't do that" messages which isn't great...
- Allow us to "fail fast" and immediately halt execution
- No longer need to wrap code in conditionals
- Can include custom error messages about what went wrong

```
if (/* invalid input */) {  
    throw new IllegalArgumentException("Error Message");  
}
```

# Lecture Outline

- Announcements
- Quick Recap
- copyStack Review
- Exceptions
- **Structured Example: spliceStack** ◀

# spliceStack

Write a method called `spliceStack` that takes as parameters a stack of integers `s`, a start position `i`, and an ending position `j`, and that removes a sequence of elements from `s` starting at the `i`'th element from the bottom of the stack up to (but not including) the `j`'th element from the bottom of the stack (where position 0 is the bottom of the stack), returning these values in a new stack, `s2`. The ordering of elements in both stacks should be preserved.

