



Announcements

- Project due date
 - Project 2A due Wednesday at 10pm
 - 1-1-1 rule by Thursday night at 10pm
- Extra credit due dates
 - Labs 8/9: Friday night at 10pm
 - Living Computer Museum
 - New quiz for anyone who got lost on the way to the museum—15 extra credit points
 - Only for students who registered for the tour

11/16/2009

D.A. Clements, MLIS, UW Information School

1



Announcements

- This week's discussion is open
 - Post your URL for Project 1B
 - Explore the class's Misinformation Sites
 - Post helpful comments for ten projects



Web Design Concepts

Forms

Gathering Input from the User

D.A. Clements

11/16/2009

D.A. Clements, MLIS, UW iSchool

3



Objectives

- Set up a form with HTML
 - Add form inputs:
 - Text fields
 - Radio buttons
 - Check boxes
 - Select menus
 - Submit buttons
- Add JavaScript
 - Event Handlers

11/16/2009

D.A. Clements, MLIS, UW iSchool

4



A short form: Movie Picker

```

<h1>Movie Picker</h1>
<form id="picker" method="post" action="">
<p>
  <label for="movie">Enter movie name:</label>
  <input type="text" name="movie" id="movie" />
</p>
<p>
  Choose movie format:
  <input type="radio" name="format" id="dvd" value="dvd" />
  <label for="dvd">DVD</label>
  &nbsp;&nbsp;&nbsp;<input type="radio" name="format" id="vhs" value="vhs" />
  <label for="vhs">VHS</label>
</p>
<input type="button" name="cart" id="cart" value="Add to cart" />
</form>

```

11/16/2009

D.A. Clements, MLIS, UW iSchool

Movie Picker

Enter movie name:

Choose movie format: DVD VHS



Test the Movie Picker form

- The form pops up but won't really do anything because
 - It's the pure HTML
 - No client-side or server-side scripts to put data into a database or manipulate it in any way

11/16/2009

D.A. Clements, MLIS, UW iSchool

Movie Picker

Enter movie name:

Choose movie format: DVD VHS

A short form: Markup

```

<h1>Movie Picker</h1>
<form id="picker" method="post" action="">
  <p>
    <label for="movie">Enter movie name:</label>
    <input type="text" name="movie" id="movie" />
  </p>
  <p>
    Choose movie format:
    <input type="radio" name="format" id="dvd" value="dvd" />
    <label for="dvd">DVD</label>
    &nbsp;<input type="radio" name="format" id="vhs" value="vhs" />
    <label for="vhs">VHS</label>
  </p>
  <input type="button" name="cart" id="cart" value="Add to cart" />
</form>

```


11/16/2009 D.A. Clements, MLIS, UW iSchool 7

Form tags

```

<h1>Movie Picker</h1>
<form id="picker" method="post" action="#">
  <p>
    <label for="movie">Enter movie name:</label>
    <input type="text" name="movie" id="movie" />
  </p>
  <p>
    Choose movie format:
    <input type="radio" name="format" id="dvd" value="dvd" />
    <label for="dvd">DVD</label>
    &nbsp;<input type="radio" name="format" id="vhs" value="vhs" />
    <label for="vhs">VHS</label>
  </p>
  <input type="button" name="cart" id="cart" value="Add to cart" />
</form>

```




11/16/2009 D.A. Clements, MLIS, UW iSchool

Input tags

```

<h1>Movie Picker</h1>
<form id="picker" method="post" action="">
  <p>
    <label for="movie">Enter movie name:</label>
    <input type="text" name="movie" id="movie" />
  </p>
  <p>
    Choose movie format:
    <input type="radio" name="format" id="dvd" value="dvd" />
    <label for="dvd">DVD</label>&nbsp;<input type="radio" name="format" id="vhs" value="vhs" />
    <label for="vhs">VHS</label>
  </p>
  <input type="button" name="cart" id="cart" value="Add to cart" />
</form>

```




11/16/2009 D.A. Clements, MLIS, UW iSchool

Inputs and Labels

```

<h1>Movie Picker</h1>
<form id="picker" method="post" action="">
  <p>
    <label for="movie">Enter movie name:</label>
    <input type="text" name="movie" id="movie" />
  </p>
  <p>
    Choose movie format:
    <input type="radio" name="format" id="dvd" value="dvd" />
    <label for="dvd">DVD</label>&nbsp;<input type="radio" name="format" id="vhs" value="vhs" />
    <label for="vhs">VHS</label>
  </p>
  <input type="button" name="cart" id="cart" value="Add to cart" />
</form>

```




11/16/2009 D.A. Clements, MLIS, UW iSchool

Inputs and Labels

```

<h1>Movie Picker</h1>
<form id="picker" method="post" action="">
  <p>
    <label for="movie">Enter movie name:</label>
    <input type="text" name="movie" id="movie" />
  </p>
  <p>
    Choose movie format:
    <input type="radio" name="format" id="dvd" value="dvd" />
    <label for="dvd">DVD</label>&nbsp;<input type="radio" name="format" id="vhs" value="vhs" />
    <label for="vhs">VHS</label>
  </p>
  <input type="button" name="cart" id="cart" value="Add to cart" />
</form>

```




11/16/2009 D.A. Clements, MLIS, UW iSchool

Inputs and Labels

```

<h1>Movie Picker</h1>
<form id="picker" method="post" action="">
  <p>
    <label for="movie">Enter movie name:</label>
    <input type="text" name="movie" id="movie" />
  </p>
  <p>
    Choose movie format:
    <input type="radio" name="format" id="dvd" value="dvd" />
    <label for="dvd">DVD</label>&nbsp;<input type="radio" name="format" id="vhs" value="vhs" />
    <label for="vhs">VHS</label>
  </p>
  <input type="button" name="cart" id="cart" value="Add to cart" />
</form>

```



11/16/2009 D.A. Clements, MLIS, UW iSchool

Inputs and Labels

```

<h1>Movie Picker</h1>
<form id="picker" method="post" action="">
  <p>
    <label for="movie">Enter movie name:</label>
    <input type="text" name="movie" id="movie" />
  </p>
  <p>
    Choose movie format:
    <input type="radio" name="format" id="dvd" value="dvd" />
    <label for="dvd">DVD</label>&nbsp;&nbsp;&
    <input type="radio" name="format" id="vhs" value="vhs" />
    <label for="vhs">VHS</label>
    <input type="button" name="cart" id="cart" value="Add to cart" />
  </p>
</form>

```

11/16/2009 D.A. Clements, MLIS, UW iSchool

Inputs and Labels

```

<h1>Movie Picker</h1>
<form id="picker" method="post" action="">
  <p>
    <label for="movie">Enter movie name:</label>
    <input type="text" name="movie" id="movie" />
  </p>
  <p>
    Choose movie format:
    <input type="radio" name="format" id="dvd" value="dvd" />
    <label for="dvd">DVD</label>&nbsp;&nbsp;&
    <input type="radio" name="format" id="vhs" value="vhs" />
    <label for="vhs">VHS</label>
    <input type="button" name="cart" id="cart" value="Add to cart" />
  </p>
</form>

```

11/16/2009 D.A. Clements, MLIS, UW iSchool

Inputs and Labels

```

<h1>Movie Picker</h1>
<form id="picker" method="post" action="">
  <p>
    <label for="movie">Enter movie name:</label>
    <input type="text" name="movie" id="movie" />
  </p>
  <p>
    Choose movie format:
    <input type="radio" name="format" id="dvd" value="dvd" />
    <label for="dvd">DVD</label>&nbsp;&nbsp;&
    <input type="radio" name="format" id="vhs" value="vhs" />
    <label for="vhs">VHS</label>
    <input type="button" name="cart" id="cart" value="Add to cart" />
  </p>
</form>

```

11/16/2009 D.A. Clements, MLIS, UW iSchool

Inputs and Labels

```

<h1>Movie Picker</h1>
<form id="picker" method="post" action="">
  <p>
    <label for="movie">Enter movie name:</label>
    <input type="text" name="movie" id="movie" />
  </p>
  <p>
    Choose movie format:
    <input type="radio" name="format" id="dvd" value="dvd" />
    <label for="dvd">DVD</label>&nbsp;&nbsp;&
    <input type="radio" name="format" id="vhs" value="vhs" />
    <label for="vhs">VHS</label>
    <input type="button" name="cart" id="cart" value="Add to cart" />
  </p>
</form>

```

11/16/2009 D.A. Clements, MLIS, UW iSchool

Sets of Radio Buttons

```

<h1>Movie Picker</h1>
<form id="picker" method="post" action="">
  <p>
    <label for="movie">Enter movie name:</label>
    <input type="text" name="movie" id="movie" />
  </p>
  <p>
    Choose movie format:
    <input type="radio" name="format" id="dvd" value="dvd" />
    <label for="dvd">DVD</label>&nbsp;&nbsp;&
    <input type="radio" name="format" id="vhs" value="vhs" />
    <label for="vhs">VHS</label>
    <input type="button" name="cart" id="cart" value="Add to cart" />
  </p>
</form>

```

11/16/2009 D.A. Clements, MLIS, UW iSchool

Button inputs

```

<h1>Movie Picker</h1>
<form id="picker" method="post" action="">
  <p>
    <label for="movie">Enter movie name:</label>
    <input type="text" name="movie" id="movie" />
  </p>
  <p>
    Choose movie format:
    <input type="radio" name="format" id="dvd" value="dvd" />
    <label for="dvd">DVD</label>&nbsp;&nbsp;&
    <input type="radio" name="format" id="vhs" value="vhs" />
    <label for="vhs">VHS</label>
    <input type="button" name="cart" id="cart" value="Add to cart" />
  </p>
</form>

```


11/16/2009 D.A. Clements, MLIS, UW iSchool

Button inputs

```

<h1>Movie Picker</h1>
<form id="picker" method="post">
  <p>
    <label for="movie">Enter movie name:</label>
    <input type="text" name="movie" id="movie" />
  </p>
  <p>
    Choose movie format:
    <input type="radio" name="format" id="dvd" value="dvd" /> DVD
    <input type="radio" name="format" id="vhs" value="vhs" /> VHS
  </p>
  <p>
    <input type="button" name="cart" id="cart" value="Add to cart" />
  </p>
</form>

```



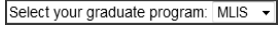
11/16/2009 D.A. Clements, MLIS, UW iSchool 19

Select boxes

```

<p>
  <label for="gradprogram">Select your graduate program</label>
  <select name="gradprogram" size="1" id="gradprogram">
    <option value="mlis" selected="selected">MLIS</option>
    <option value="msim">MSIM</option>
    <option value="other">Other</option>
  </select>
</p>

```



11/16/2009 D.A. Clements, MLIS, UW iSchool 20

Submit buttons

- Sends the user data to a JavaScript or Server-Side script:

```

<p>
  <input type="submit"
    name="submitform" id="submitform"
    value="Submit Form" />
</p>

```

- Nothing happens with HTML alone.


11/16/2009 D.A. Clements, MLIS, UW iSchool 21

Submit buttons and form tags

```

<h1>Movie Picker</h1>
<form id="picker" method="post" action="#">
  <p>
    <label for="movie">Enter movie name:</label>
    <input type="text" name="movie" id="movie" />
  </p>
  <p>
    Choose movie format:
    <input type="radio" name="format" id="dvd" value="dvd" />
    <label for="dvd">DVD</label>
    &nbsp;&nbsp;&nbsp;<input type="radio" name="format" id="vhs" value="vhs" />
    <label for="vhs">VHS</label>
  </p>
  <p>
    <input type="button" name="cart" id="cart" value="Add to cart" />
  </p>
</form>

```



11/16/2009 D.A. Clements, MLIS, UW iSchool 22

Events Cause Processing

After drawing a page, browsers sit idle waiting for something to happen ... when user gives input, it cause *events*

- Event types
 - onclick
 - onchange
 - onmouseover
 - onsubmit

11/16/2009 D.A. Clements, MLIS, UW iSchool 23

Test the Smileys form

- Smileys...
 - This one actually does something!
 - JavaScripts respond to user events

11/16/2009 D.A. Clements, MLIS, UW iSchool 24

Emoticons = Emotional Icons

:-) Smile or Happy	Sideways	:-p "Raspberry" or 'tongue in cheek'
:-(Frown or Sad		:-S Confused
:-) Winking		:-/ Doubtful or confused
:-D Laughter		:- Blank
:-C Very, very sad		O:O_O Surprised or shocked
D:- Annoyed, shocked or scared		

11/16/2009 D.A. Clements, MLIS, UW iSchool 25

Asian Emoticons

(^_^) Laughing	Sideways	(???) Joyful
(>_<)> Troubled		(???) Surprised
(^_<:) Troubled		(#^.#) Shy
(ToT) Crying		(*'?'*) Infatuation
m(_ _)m Apologising		(??;) Worried
(^^;) Shy		(*^?^*) Joyful
(???) Grinning		(^?^) Laughing

11/16/2009 D.A. Clements, MLIS, UW iSchool 26

Asian Emoticons

(^_^) Laughing	Sideways	(???) Joyful
(>_<)> Troubled		(???) Surprised
(^_<:) Troubled		(#^.#) Shy
(ToT) Crying		(*'?'*) Infatuation
m(_ _)m Apologising		(??;) Worried
(^^;) Shy		(*^?^*) Joyful
(???) Grinning		(^?^) Laughing

11/16/2009 D.A. Clements, MLIS, UW iSchool 27

Asian Emoticons

(^_^) Laughing	Sideways	(???) Joyful
(>_<)> Troubled		(???) Surprised
(^_<:) Troubled		(#^.#) Shy
(ToT) Crying		(*'?'*) Infatuation
m(_ _)m Apologising		(??;) Worried
(^^;) Shy		(*^?^*) Joyful
(???) Grinning		(^?^) Laughing

11/16/2009 D.A. Clements, MLIS, UW iSchool 28

Asian Emoticons

(^_^) Laughing	(???) Joyful
(>_<)> Troubled	(???) Surprised
(^_<:) Troubled	(#^.#) Shy
(ToT) Crying	(*'?'*) Infatuation
m(_ _)m Apologising	(??;) Worried
(^^;) Shy	(*^?^*) Joyful
(???) Grinning	(^?^) Laughing

Right-side up!

11/16/2009 D.A. Clements, MLIS, UW iSchool 29

Try the Viking Names form

- Another form powered by JavaScript

11/16/2009 D.A. Clements, MLIS, UW iSchool 30

Summary

- Set up a form with HTML
 - Add form inputs:
 - Text fields
 - Radio buttons
 - Check boxes
 - Select menus
 - Submit buttons
 - Add JavaScript
 - Event Handlers

11/16/2009

D.A. Clements, MLIS, UW iSchool

31

JavaScript Storyteller Project 2B

Putting a big project together

D.A. Clements

11/16/2009

D.A. Clements, MLIS, UW iSchool

32

Objectives

- Understand how a larger project is built from the basic programming concepts
- Understand how to declare multiple functions
- Understand how to call functions from
 - Event handlers
 - Other functions

11/16/2009

D.A. Clements, MLIS, UW iSchool

33

Small programming modules that can be called as needed

FUNCTIONS

11/16/2009

D.A. Clements, MLIS, UW iSchool

34

Passing Values to Functions

- Definition syntax

```
function name(parameter)
{
  //statement body
  x = x * parameter;
}
```
- Call syntax

```
onclick="name(argument)"
```

11/16/2009

D.A. Clements, MLIS, UW iSchool

35