

Hidden Surface Algorithms

Brian Curless
CSE 457
Spring 2010

1

Reading

Reading:

- ♦ Angel 5.6, 10.12.2, 13.2 (pp. 654-655)

Optional reading:

- ♦ Foley, van Dam, Feiner, Hughes, Chapter 15
- ♦ I. E. Sutherland, R. F. Sproull, and R. A. Schumacker, A characterization of ten hidden surface algorithms, *ACM Computing Surveys* 6(1): 1-55, March 1974.

2

Introduction

In the previous lecture, we figured out how to transform the geometry so that the relative sizes will be correct if we drop the z component.

But, how do we decide which geometry actually gets drawn to a pixel?

Known as the **hidden surface elimination problem** or the **visible surface determination problem**.

There are dozens of hidden surface algorithms.

We look at three prominent ones:

- ♦ Z-buffer
- ♦ Ray casting
- ♦ Binary space partitioning (BSP) trees

3

Z-buffer

The **Z-buffer** or **depth buffer** algorithm [Catmull, 1974] is probably the simplest and most widely used.

Here is pseudocode for the Z-buffer hidden surface algorithm:

```
for each pixel (i,j) do
  Z-buffer[i,j] ← FAR
  Framebuffer[i,j] ← <background color>
endfor
for each polygon A do
  for each pixel in A do
    Compute depth z and shade s of A at (i,j)
    if z > Z-buffer[i,j] then
      Z-buffer[i,j] ← z
      Framebuffer[i,j] ← s
    endif
  endfor
endfor
```



Q: What should FAR be set to?

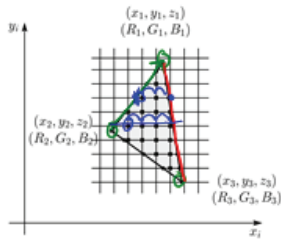
- BIG NUMBER

4

Rasterization

The process of filling in the pixels inside of a polygon is called **rasterization**.

During rasterization, the z value and shades can be computed incrementally (fast!).



Curious fact:

- Described as the “brute-force image space algorithm” by [SSS]
- Mentioned only in Appendix B of [SSS] as a point of comparison for huge memories, but written off as totally impractical.

Today, Z-buffers are commonly implemented in hardware.

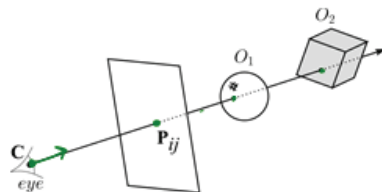
5

Z-buffer: Analysis

- Easy to implement?
- Easy to implement in hardware?
- Incremental drawing calculations (uses coherence)?
- Pre-processing required?
- On-line (doesn't need all objects before drawing begins)?
- If objects move, does it take more work than normal to draw the frame?
- If the viewer moves, does it take more work than normal to draw the frame?
- Typically polygon-based?
- Efficient shading (doesn't compute colors of hidden surfaces)?
- Handles transparency?
- Handles refraction?

6

Ray casting

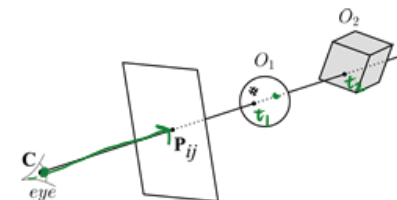


Idea: For each pixel center P_{ij}

- Send ray from eye point (COP), C , through P_{ij} into scene.
- Intersect ray with each object.
- Select nearest intersection.

7

Ray casting, cont.



Implementation:

- Might parameterize each ray:

$$\mathbf{r}(t) = \mathbf{C} + t(\mathbf{P}_{ij} - \mathbf{C})$$

where $t > 0$.

- Each object O_k returns $t_k > 0$ such that first intersection with O_k occurs at $\mathbf{r}(t_k)$.

Q: Given the set $\{t_k\}$ what is the first intersection point?

$$t_n = \min_K \{t_k\}$$

Note: these calculations generally happen in world coordinates. No projective matrices are applied.

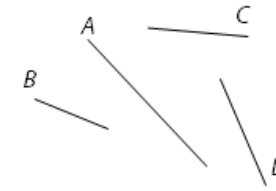
8

Ray casting: Analysis

- ♦ Easy to implement?
- ♦ Easy to implement in hardware?
- ♦ Incremental drawing calculations (uses coherence)?
- ♦ Pre-processing required?
- ♦ On-line (doesn't need all objects before drawing begins)?
- ♦ If objects move, does it take more work than normal to draw the frame?
- ♦ If the viewer moves, does it take more work than normal to draw the frame?
- ♦ Typically polygon-based?
- ♦ Efficient shading (doesn't compute colors of hidden surfaces)?
- ♦ Handles transparency?
- ♦ Handles refraction?

9

Binary-space partitioning (BSP) trees



Idea:

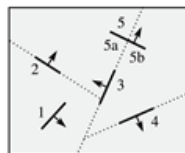
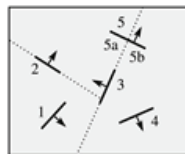
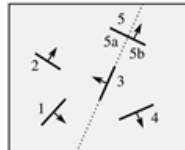
- ♦ Do extra preprocessing to allow quick display from any viewpoint.

Key observation: A polygon A is painted in correct order if

- ♦ Polygons on far side of A are painted first
- ♦ A is painted next
- ♦ Polygons on near side of A are painted last.

10

BSP tree creation



11

BSP tree creation (cont'd)

procedure *MakeBSPTree*:

takes *PolygonList L*

returns *BSPTree*

Choose polygon A from L to serve as root

Split all polygons in L according to A

$node \leftarrow A$

$node.neg \leftarrow MakeBSPTree(\text{Polygons on neg. side of } A)$

$node.pos \leftarrow MakeBSPTree(\text{Polygons on pos. side of } A)$

return $node$

end procedure

Note: Performance is improved when fewer polygons are split --- in practice, best of ~ 5 random splitting polygons are chosen.

Note: BSP is created in *world* coordinates. No projective matrices are applied before building tree.

12

BSP tree display

procedure *DisplayBSPTree*:

Takes *BSPTree T, Point COP*

if *T* is empty **then return**

if *COP* is in front (on pos. side) of *T.node*

DisplayBSPTree(T. _____)

Draw T.node

DisplayBSPTree(T. _____)

else

DisplayBSPTree(T. _____)

Draw T.node

DisplayBSPTree(T. _____)

end if

end procedure

13

BSP trees: Analysis

- ♦ Easy to implement?
- ♦ Easy to implement in hardware?
- ♦ Incremental drawing calculations (uses coherence)?
- ♦ Pre-processing required?
- ♦ On-line (doesn't need all objects before drawing begins)?
- ♦ If objects move, does it take more work than normal to draw the frame?
- ♦ If the viewer moves, does it take more work than normal to draw the frame?
- ♦ Typically polygon-based?
- ♦ Efficient shading (doesn't compute colors of hidden surfaces)?
- ♦ Handles transparency?
- ♦ Handles refraction?

14

Summary

What to take home from this lecture:

- ♦ Understanding of three hidden surface algorithms:
 - Z-buffering
 - Ray casting
 - BSP tree creation and traversal

15