

# Particle Systems

# Reading

- Required:
  - Witkin, *Particle System Dynamics*, SIGGRAPH '97 course notes on Physically Based Modeling.
- Optional
  - Witkin and Baraff, *Differential Equation Basics*, SIGGRAPH '97 course notes on Physically Based Modeling.
  - Hockney and Eastwood. *Computer simulation using particles*. Adam Hilger, New York, 1988.
  - Gavin Miller. "The motion dynamics of snakes and worms." *Computer Graphics* 22:169-178, 1988.

# What are particle systems?

A **particle system** is a collection of point masses that obeys some physical laws (e.g, gravity or spring behaviors).

Particle systems can be used to simulate all sorts of physical phenomena:

- Smoke
- Snow
- Fireworks
- Hair
- Cloth
- Snakes
- Fish

# Overview

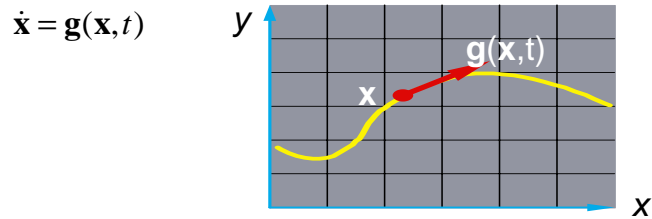
1. One lousy particle
2. Particle systems
3. Forces: gravity, springs
4. Implementation

# Particle in a flow field

We begin with a single particle with:

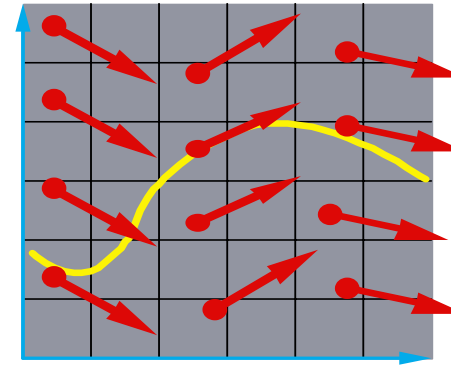
- Position,  $\mathbf{x} = \begin{bmatrix} x \\ y \end{bmatrix}$
- Velocity,  $\mathbf{v} \equiv \dot{\mathbf{x}} = \frac{d\mathbf{x}}{dt} = \begin{bmatrix} dx/dt \\ dy/dt \end{bmatrix}$

Suppose the velocity is dictated by some driving function  $\mathbf{g}$ :



# Vector fields

At any moment in time, the function  $\mathbf{g}$  defines a vector field over  $\mathbf{x}$ :

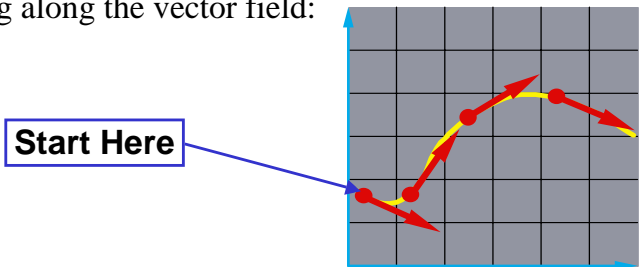


How does our particle move through the vector field?

# Diff eqs and integral curves

The equation  $\dot{\mathbf{x}} = \mathbf{g}(\mathbf{x}, t)$  is actually a **first order differential equation**.

We can solve for  $\mathbf{x}$  through time by starting at an initial point and stepping along the vector field:



This is called an **initial value problem** and the solution is called an **integral curve**.

# Euler's method

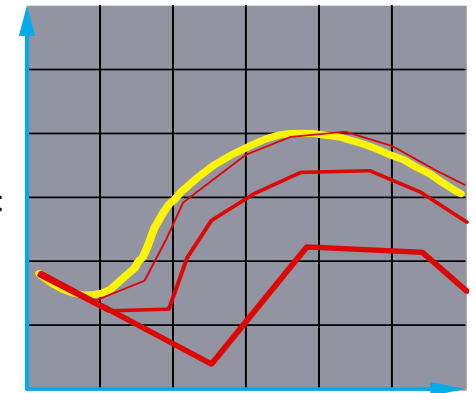
One simple approach is to choose a time step,  $\Delta t$ , and take linear steps along the flow:

$$\begin{aligned} \mathbf{x}(t+\Delta t) &= \mathbf{x}(t) + \Delta t \cdot \dot{\mathbf{x}}(t) \\ &= \mathbf{x}(t) + \Delta t \cdot \mathbf{g}(\mathbf{x}, t) \end{aligned}$$

This approach is called **Euler's method** and looks like:

Properties:

- Simplest numerical method
- Bigger steps, bigger errors



Need to take pretty small steps, so not very efficient. Better (more complicated) methods exist, e.g., "Runge-Kutta."

## Particle in a force field

- Now consider a particle in a force field  $\mathbf{f}$ .
- In this case, the particle has:
  - Mass,  $m$
  - Acceleration,  $\mathbf{a} \equiv \ddot{\mathbf{x}} = \frac{d\mathbf{v}}{dt} = \frac{d^2\mathbf{x}}{dt^2}$
- The particle obeys Newton's law:  $\mathbf{f} = m\mathbf{a} = m\ddot{\mathbf{x}}$
- The force field  $\mathbf{f}$  can in general depend on the position and velocity of the particle as well as time.
- Thus, with some rearrangement, we end up with:

$$\ddot{\mathbf{x}} = \frac{\mathbf{f}(\mathbf{x}, \dot{\mathbf{x}}, t)}{m}$$

9

## Second order equations

This equation:  $\ddot{\mathbf{x}} = \frac{\mathbf{f}(\mathbf{x}, \mathbf{v}, t)}{m}$

is a **second order differential equation**.

Our solution method, though, worked on first order differential equations.

We can rewrite this as:

$$\begin{cases} \dot{\mathbf{x}} = \mathbf{v} \\ \dot{\mathbf{v}} = \frac{\mathbf{f}(\mathbf{x}, \mathbf{v}, t)}{m} \end{cases}$$

where we have added a new variable  $\mathbf{v}$  to get a pair of **coupled first order equations**.

10

## Phase space

$$\begin{bmatrix} \mathbf{x} \\ \mathbf{v} \end{bmatrix}$$

Concatenate  $\mathbf{x}$  and  $\mathbf{v}$  to make a 6-vector: position in **phase space**.

$$\begin{bmatrix} \dot{\mathbf{x}} \\ \dot{\mathbf{v}} \end{bmatrix}$$

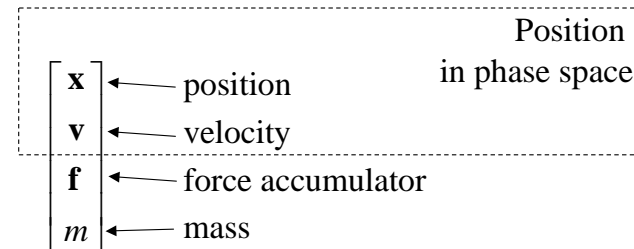
Taking the time derivative: another 6-vector.

$$\begin{bmatrix} \dot{\mathbf{x}} \\ \dot{\mathbf{v}} \end{bmatrix} = \begin{bmatrix} \mathbf{v} \\ \mathbf{f}/m \end{bmatrix}$$

A vanilla 1<sup>st</sup>-order differential equation.

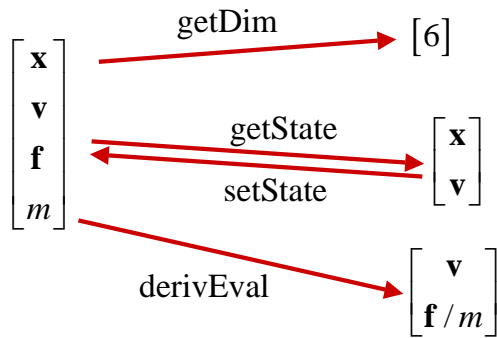
11

## Particle structure



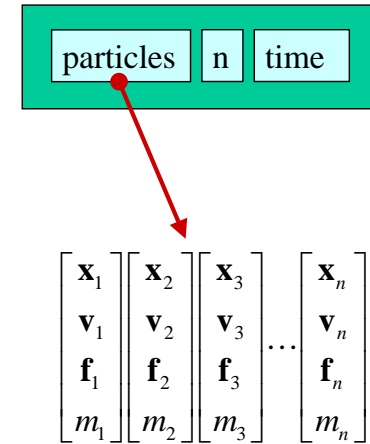
12

## Solver interface



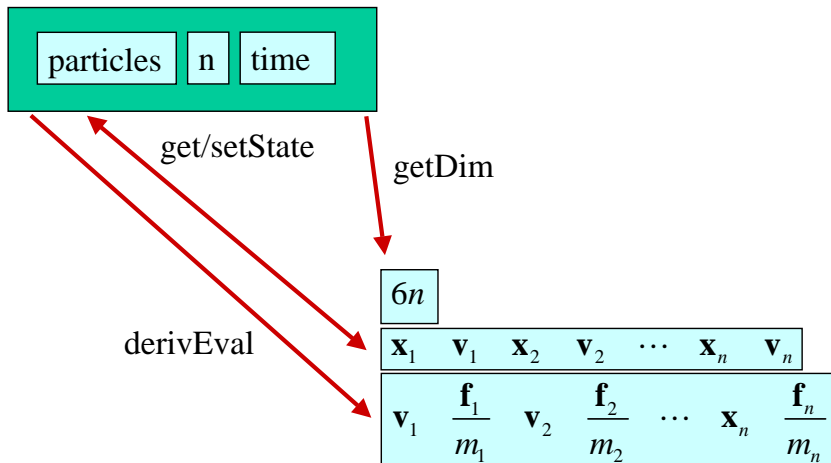
13

## Particle systems



14

## Solver interface



15

## Forces

- Constant (gravity)
- Position/time dependent (force fields)
- Velocity-dependent (drag)
- N-ary (springs)

16

# Gravity

Force law:  
 $\mathbf{f}_{grav} = m\mathbf{G}$

$$\mathbf{p} \rightarrow \mathbf{f} += \mathbf{p} \rightarrow m * \mathbf{F} \rightarrow \mathbf{G}$$

# Viscous drag

Force law:  
 $\mathbf{f}_{drag} = -k_{drag} \mathbf{v}$

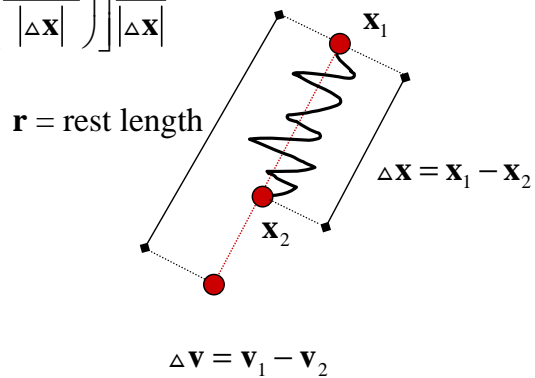
$$\mathbf{p} \rightarrow \mathbf{f} -= \mathbf{F} \rightarrow k * \mathbf{p} \rightarrow \mathbf{v}$$

# Damped spring

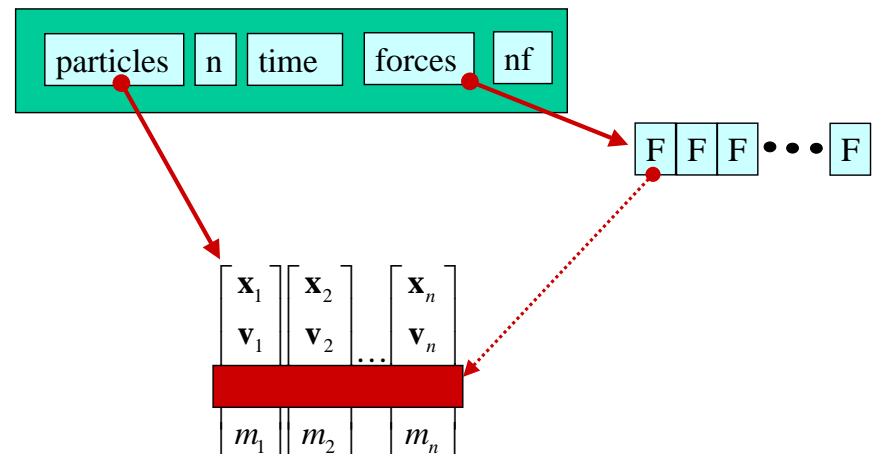
Force law:

$$\mathbf{f}_1 = - \left[ k_s (|\Delta \mathbf{x}| - \mathbf{r}) + k_d \left( \frac{\Delta \mathbf{v} \Delta \mathbf{x}}{|\Delta \mathbf{x}|} \right) \right] \frac{\Delta \mathbf{x}}{|\Delta \mathbf{x}|}$$

$$\mathbf{f}_2 = -\mathbf{f}_1$$



# Particle systems with forces

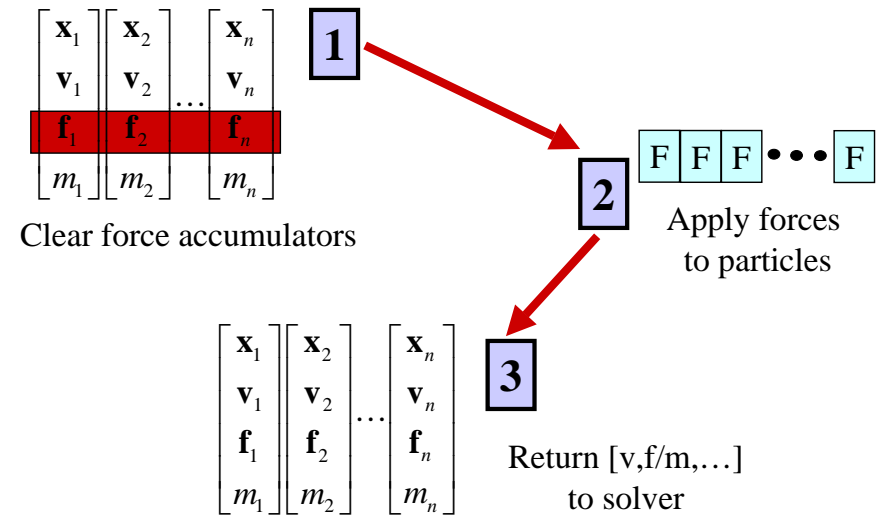


## derivEval loop

1. Clear forces
  - Loop over particles, zero force accumulators
2. Calculate forces
  - Sum all forces into accumulators
3. Gather
  - Loop over particles, copying v and f/m into destination array

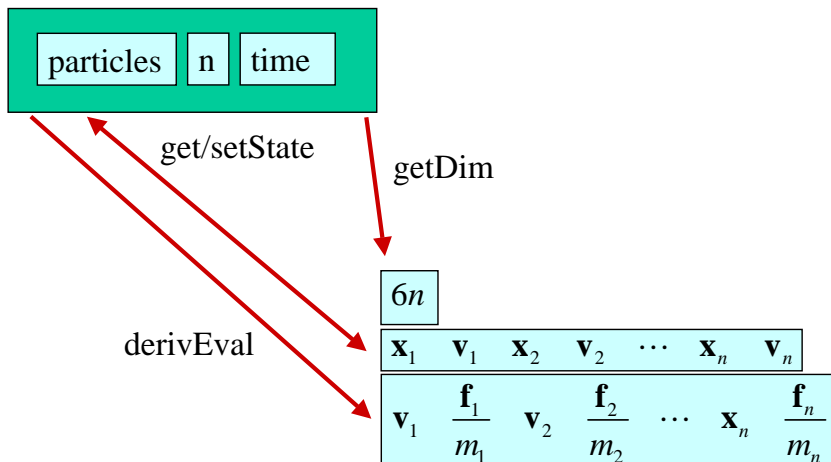
21

## derivEval Loop



22

## Solver interface



23

## Differential equation solver

$$\begin{bmatrix} \dot{\mathbf{x}} \\ \dot{\mathbf{v}} \end{bmatrix} = \begin{bmatrix} \mathbf{v} \\ \mathbf{f}/m \end{bmatrix}$$

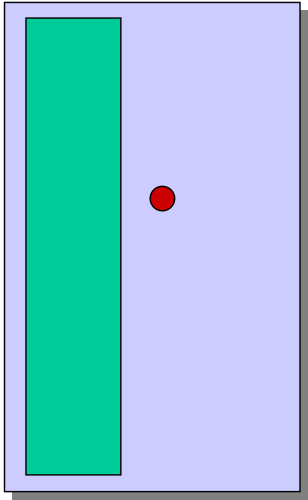
Euler method:

$$\begin{bmatrix} \mathbf{x}_1^{i+1} \\ \mathbf{v}_1^{i+1} \\ \vdots \\ \mathbf{x}_n^{i+1} \\ \mathbf{v}_n^{i+1} \end{bmatrix} = \begin{bmatrix} \mathbf{x}_1^i \\ \mathbf{v}_1^i \\ \vdots \\ \mathbf{x}_n^i \\ \mathbf{v}_n^i \end{bmatrix} + \Delta t \begin{bmatrix} \mathbf{v}_1^i \\ \mathbf{f}_1^i / m_1 \\ \vdots \\ \mathbf{v}_n^i \\ \mathbf{f}_n^i / m_n \end{bmatrix}$$

24

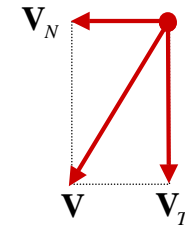
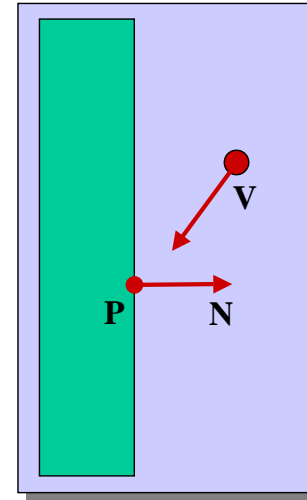
## Bouncing off the walls

- Add-on for a particle simulator
- For now, just simple point-plane collisions



25

## Normal and tangential components

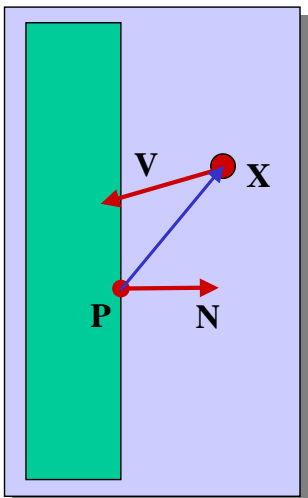


$$\mathbf{V}_N = (\mathbf{N} \cdot \mathbf{V})\mathbf{N}$$

$$\mathbf{V}_T = \mathbf{V} - \mathbf{V}_N$$

26

## Collision Detection

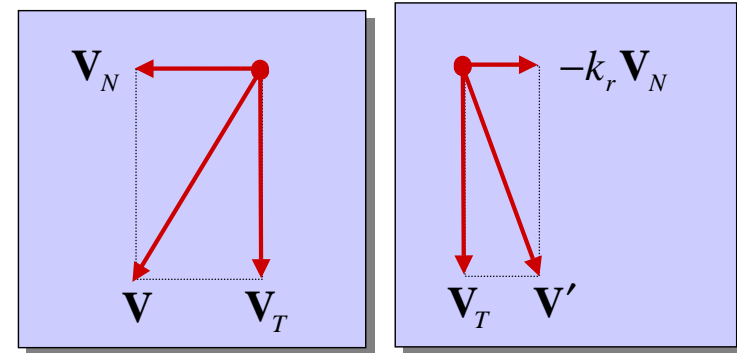


$$(\mathbf{X} - \mathbf{P}) \cdot \mathbf{N} < \varepsilon \quad \text{Within } \varepsilon \text{ of the wall}$$

$$\mathbf{N} \cdot \mathbf{V} < 0 \quad \text{Heading in}$$

27

## Collision Response



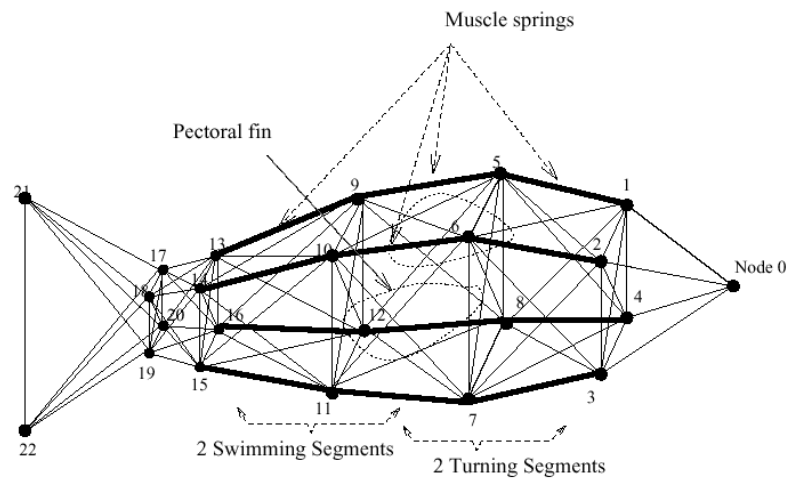
before

after

$$\mathbf{V}' = \mathbf{V}_T - k_r \mathbf{V}_N$$

28

# Artificial Fish



29

# Summary

What you should take away from this lecture:

- The meanings of all the **boldfaced** terms
- Euler method for solving differential equations
- Combining particles into a particle system
- Physics of a particle system
- Various forces acting on a particle
- Simple collision detection

30