

CSE 333

Lecture 8 - system calls, intro to file I/O

Steve Gribble

Department of Computer Science & Engineering

University of Washington



A question from last lecture

If you use the “static” specifier to declare a global variable or function to be private to a C file, does the compiler or linker **mangle** the symbol’s name to hide it, sort of in the way that C++ mangles symbols?

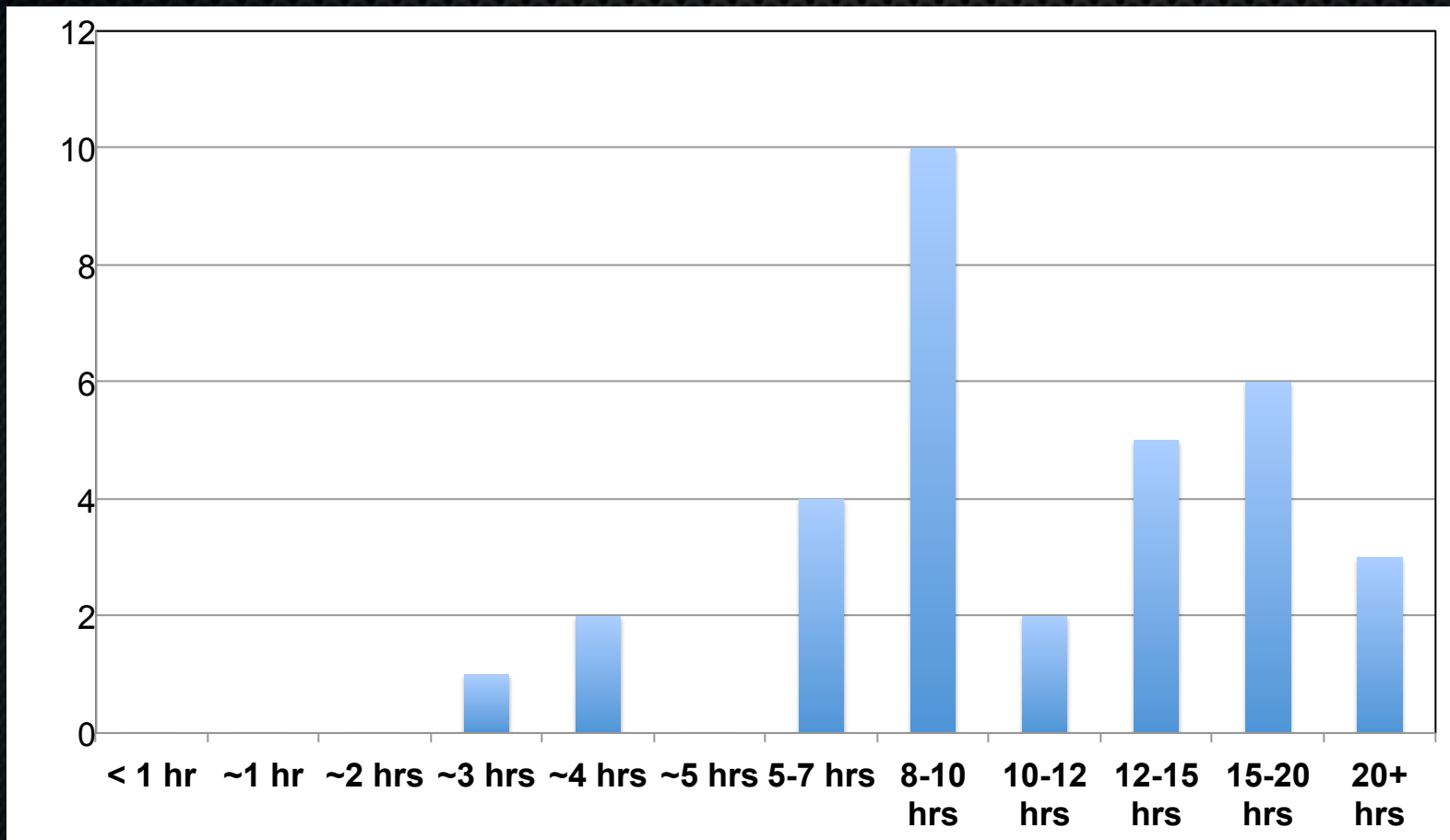
- answer: on Linux, no.
 - ▶ Linux uses the ELF format for executables, object files, and libraries
 - ▶ ELF objects include a symbol table that describes all of the symbolic names within the object. The symbol table expresses each symbol’s type and binding.
 - static globals/functions have “local” type, therefore are not visible outside the object file
 - ▶ see <http://refspecs.freestandards.org/elf/elf.pdf>, pages 1-18 and 1-19

HW1 survey

Please fill it out if you haven't already!

Q1

How many hours did you spend on HW1?



Q5, Q8

Now that I've finished, I feel like I know X very well

- x = pointers
 - ▶ NO: 18%
 - ▶ YES: 82%
- x = memory management (malloc, free)
 - ▶ NO: 12%
 - ▶ YES: 88%

Q10, Q11

This assignment was worth my while; I learned something

- YES: 97%
- NO: 3%

I like turtles

- YES: 25%
- NO: 8%



Administrivia

There is no lecture on Friday

- ▶ Steve is traveling

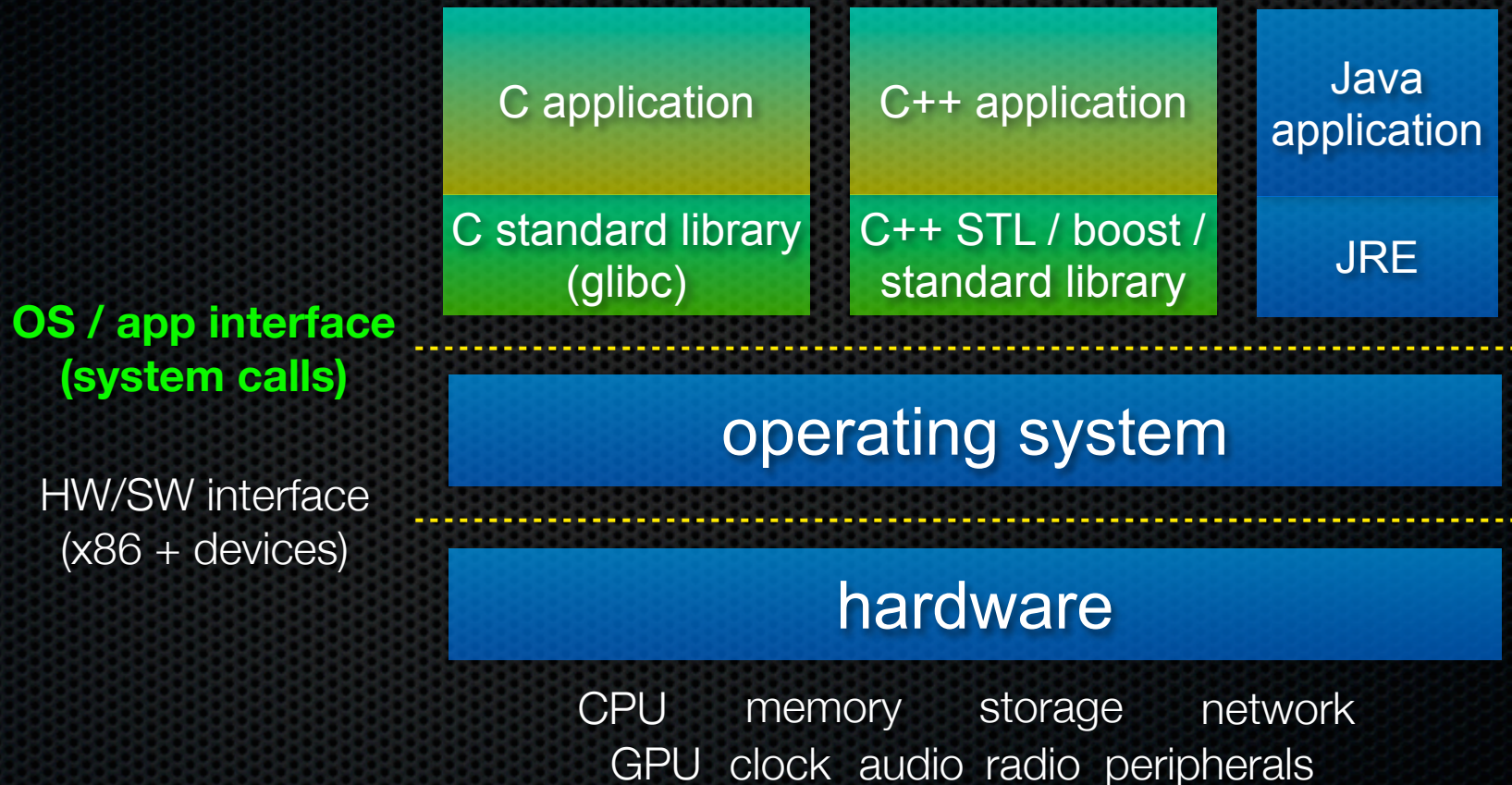
HW1 was due 30 minutes ago

- ▶ phew! how'd it go?

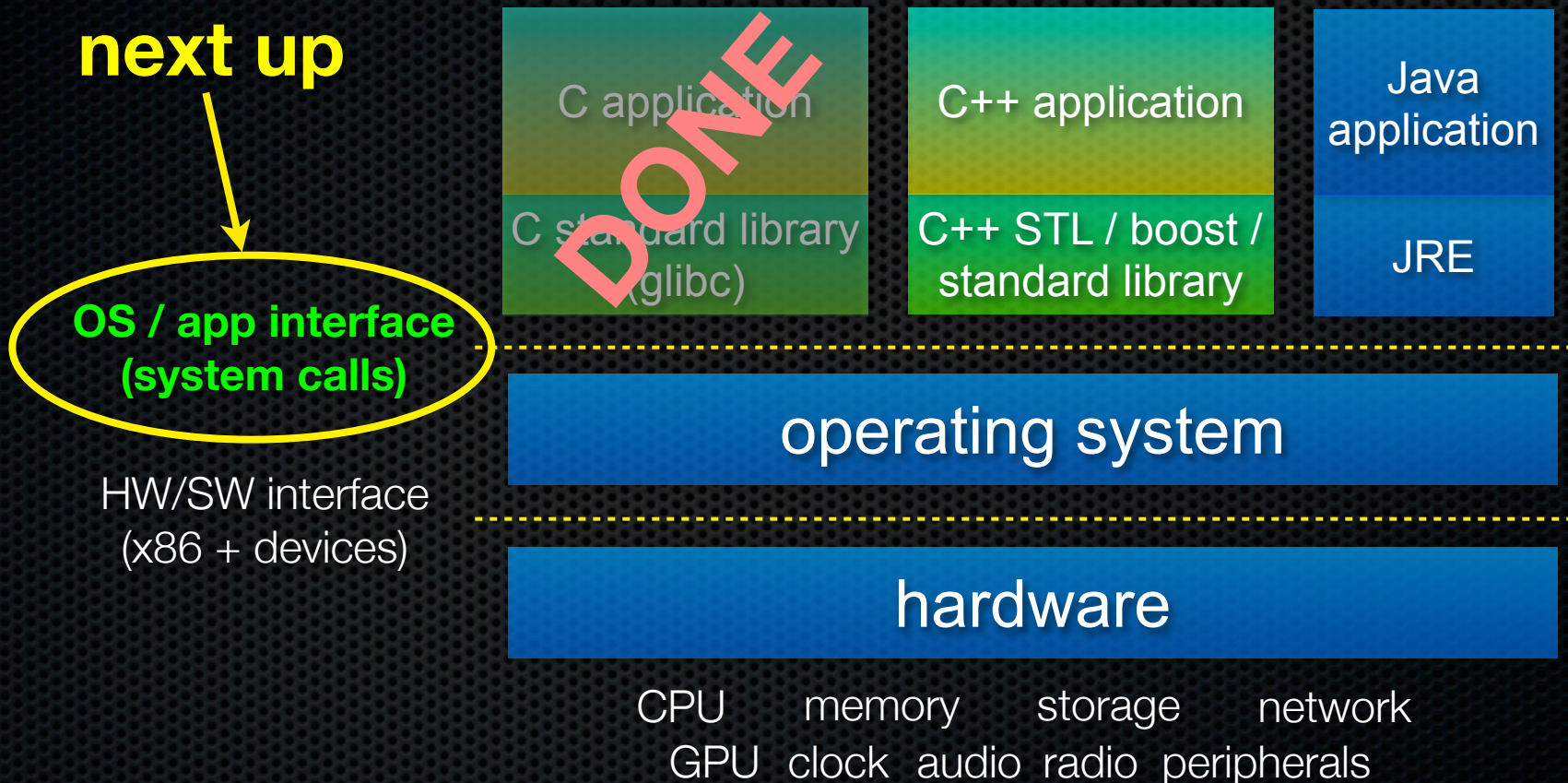
HW2 will go out on Monday

- ▶ builds on HW1
- ▶ we'll provide libhw1.a as an alternative if you find that your solution is buggy

Remember this picture?



Remember this picture?



What's an OS?

Software that:

1. directly interacts with the hardware

- ▶ OS is trusted to do so; user-level programs are not
- ▶ OS must be ported to new HW; user-level programs are portable

2. manages (allocates, schedules, protects) hardware resources

- ▶ decides which programs can access which files, memory locations, pixels on the screen, etc., and when

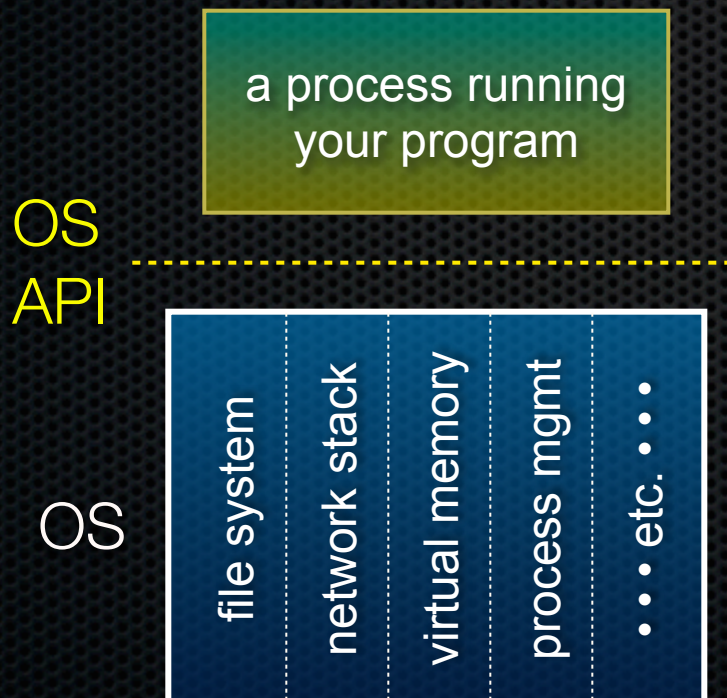
3. abstracts away messy hardware devices

- ▶ provides high-level, convenient, portable abstractions
 - e.g., files vs. disk blocks

OS as an abstraction provider

The OS is the “layer below”

- a module that your program can call (with system calls)
- provides a powerful API (the OS API)



file system

- `open()`, `read()`, `write()`, `close()`, ...

network stack

- `connect()`, `listen()`, `read()`, `write()`, ...

virtual memory

- `brk()`, `shm_open()`, ...

process management

- `fork()`, `wait()`, `nice()`, ...

OS as a protection system

OS isolates processes from each other

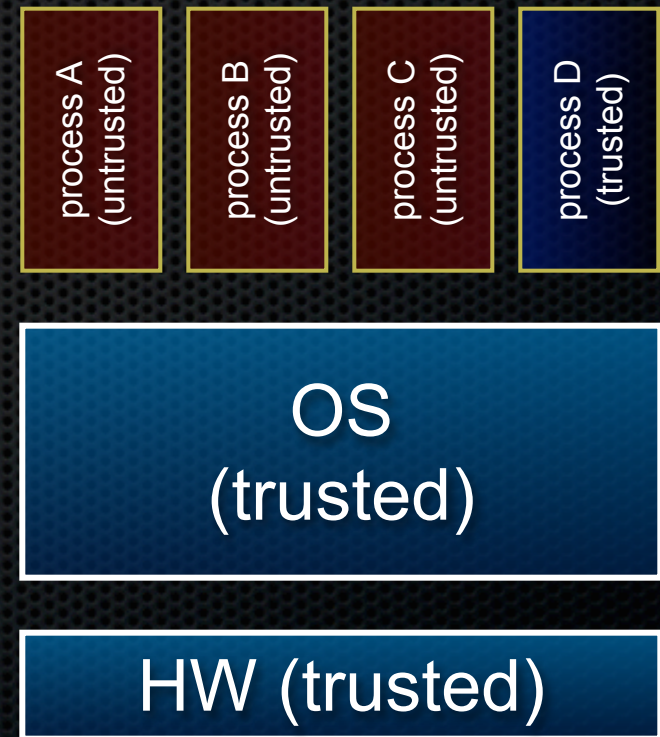
- but permits controlled sharing between them
 - through shared name spaces (e.g., FS names)

OS isolates itself from processes

- and therefore, must prevent processes from accessing the hardware directly

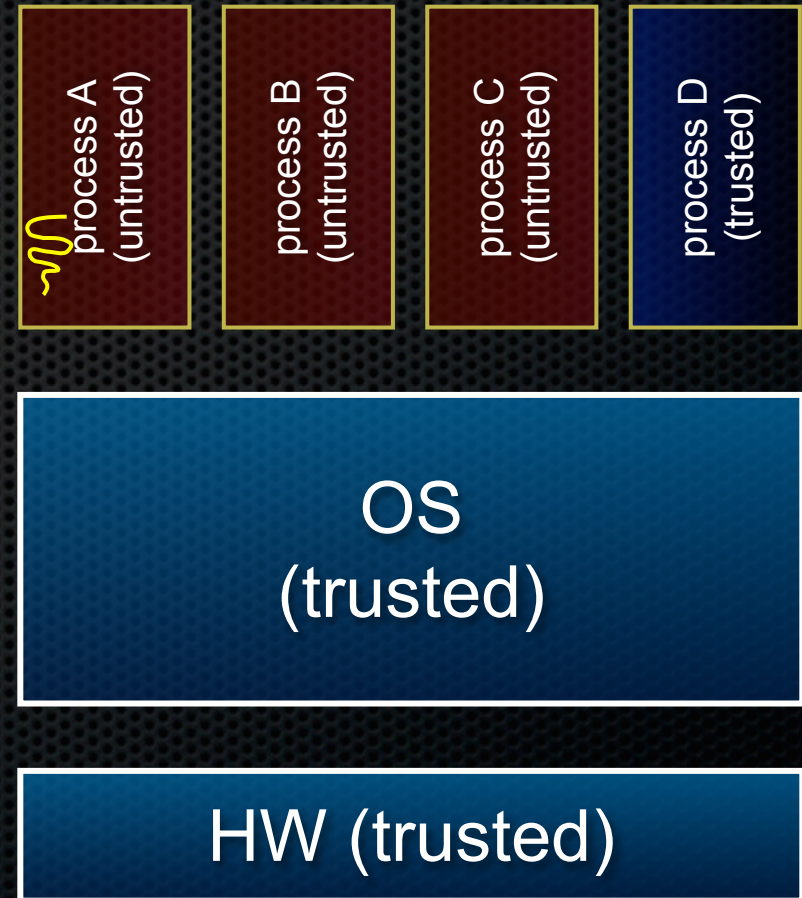
OS is allowed to access the hardware

- user-level processes run with the CPU in unprivileged mode
- when the OS is running, the CPU is set to privileged mode
- user-level processes invoke a system call to safely enter the OS



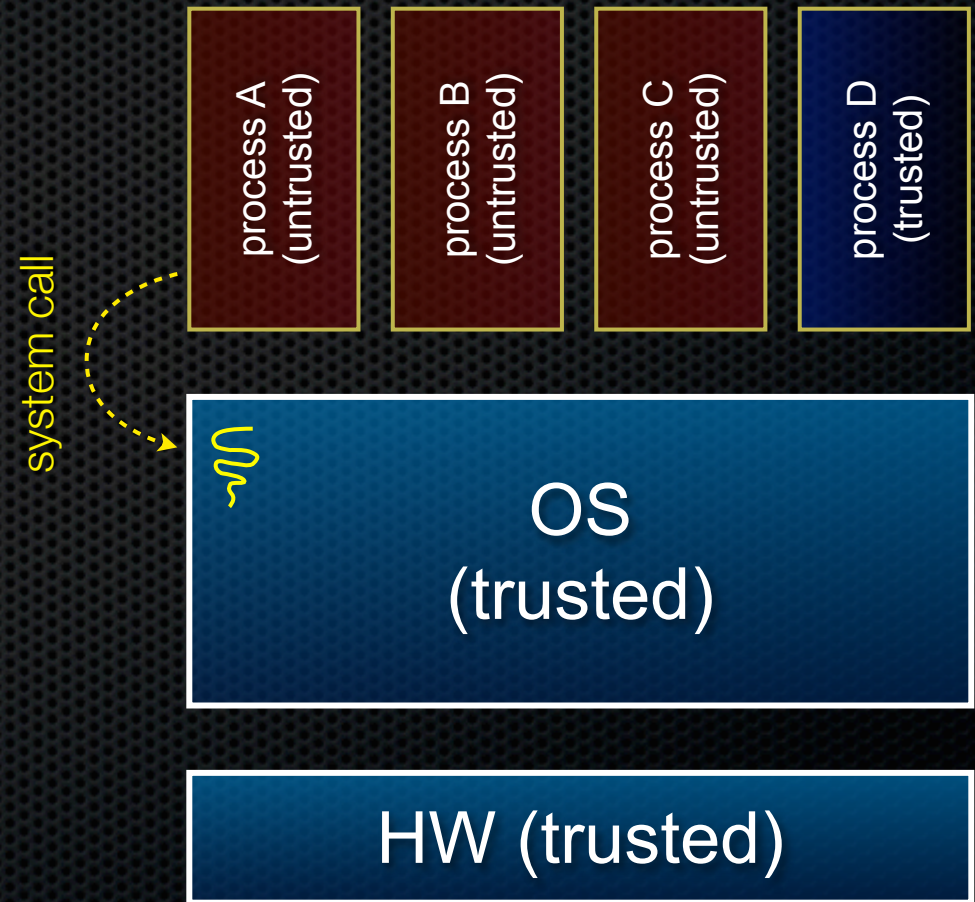
OS as a protection system

a CPU (thread of execution) is running user-level code in process A; that CPU is set to unprivileged mode



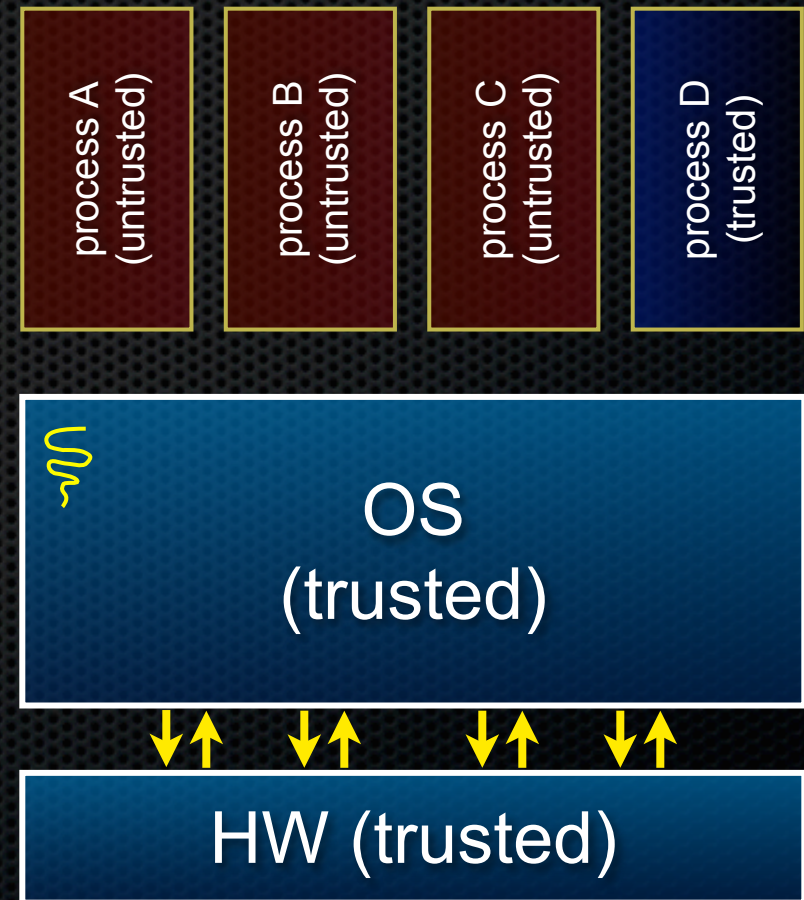
OS as a protection system

code in process A invokes a system call; the hardware then sets the CPU to privileged mode and traps into the OS, which invokes the appropriate system call handler



OS as a protection system

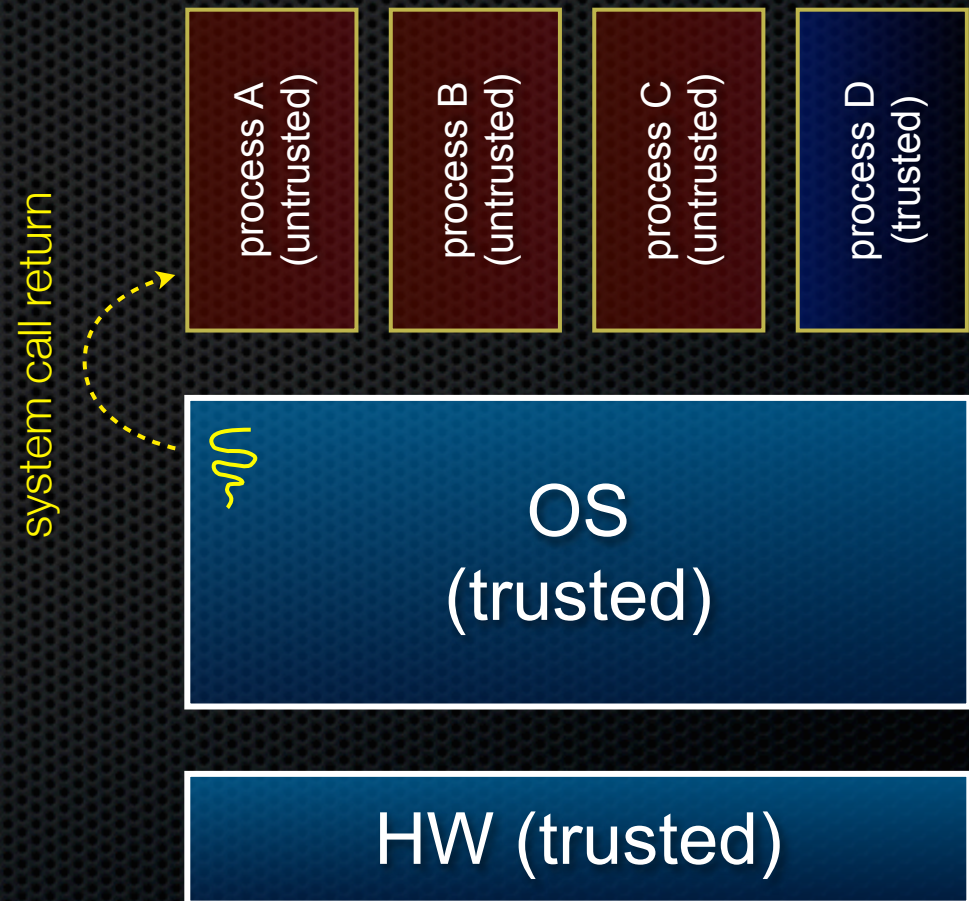
because the CPU executing the thread that's in the OS is in privileged mode, it is able to use privileged instructions that interact directly with hardware devices like disks



OS as a protection system

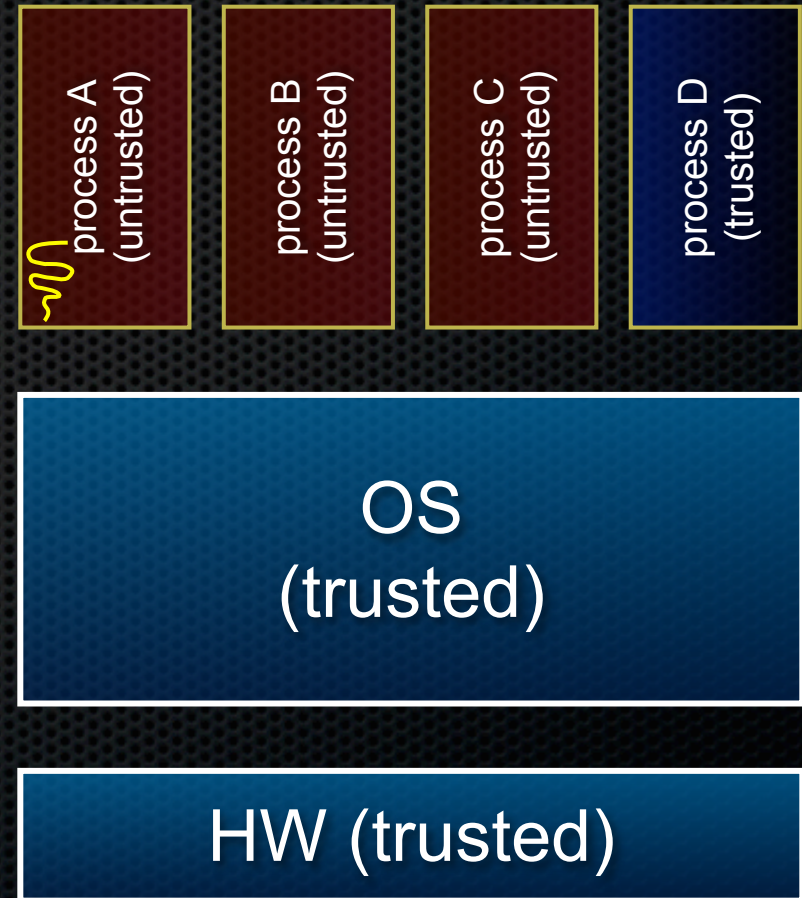
once the OS has finished servicing the system call (which might involve long waits as it interacts with HW) it:

- (a) sets the CPU back to unprivileged mode, and
- (b) returns out of the system call back to the user-level code in process A



OS as a protection system

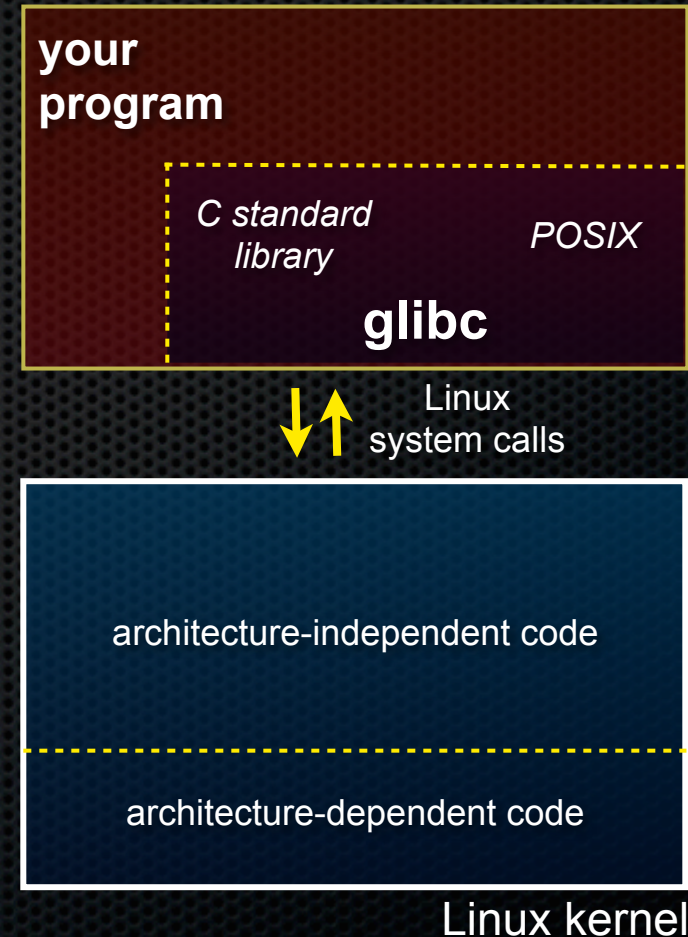
the process continues
executing whatever code
that is next after the
system call invocation



Details on x86 / Linux

A more accurate picture:

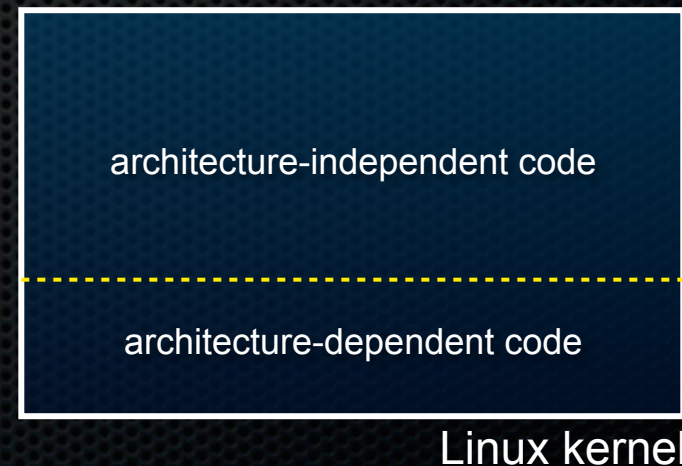
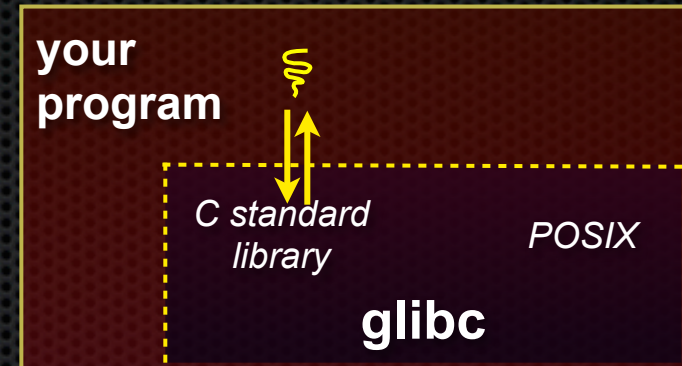
- consider a typical Linux process
- its thread of execution can be several places
 - ▶ in your program's code
 - ▶ in **glibc**, a shared library containing the C standard library, POSIX support, and more
 - ▶ in the Linux architecture-independent code
 - ▶ in Linux x86-32/x86-64 code



Details on x86 / Linux

Some routines your program invokes may be entirely handled by glibc

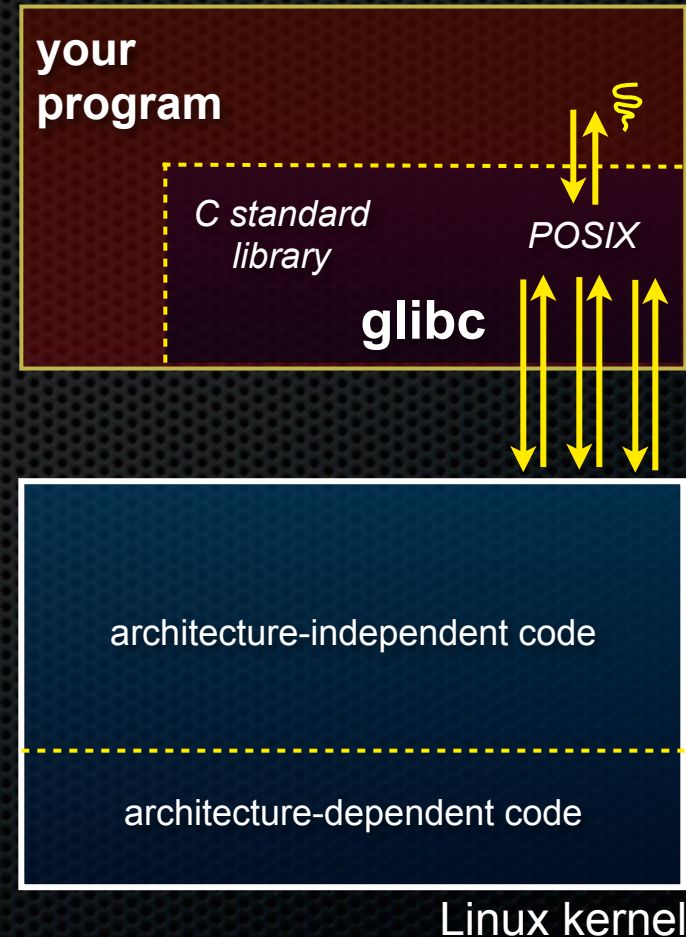
- without involving the kernel
 - ▶ e.g., **strcmp()** from `stdio.h`
- ∃ some initial overhead when invoking functions in dynamically linked libraries
- but, after symbols are resolved, invoking glibc routines is nearly as fast as a function call within your program itself



Details on x86 / Linux

Some routines may be handled by glibc, but they in turn invoke Linux system calls

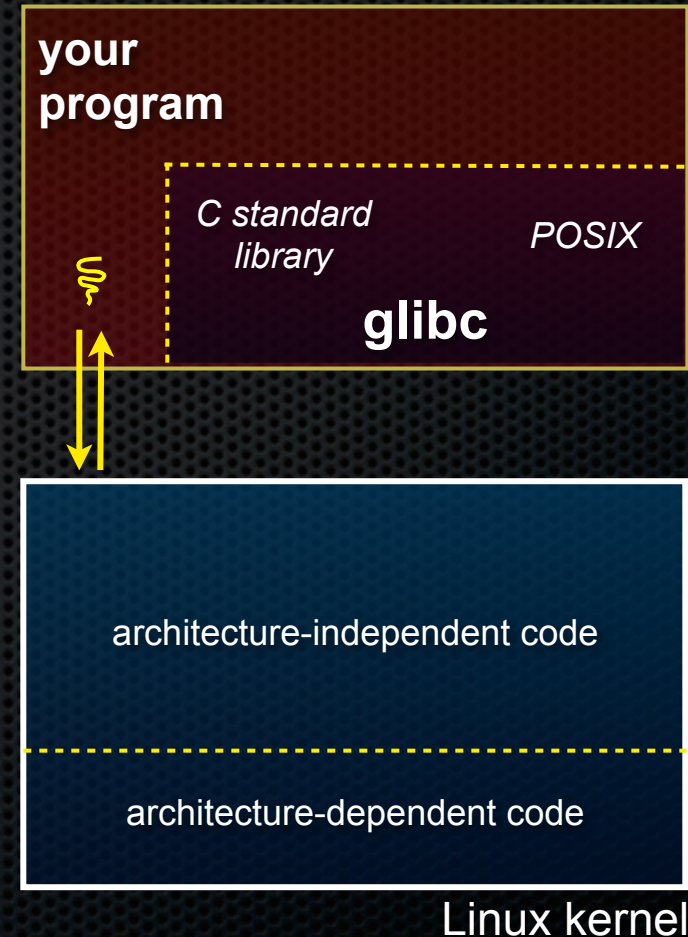
- e.g., POSIX wrappers around Linux syscalls
 - ▶ POSIX `readdir()` invokes the underlying Linux `readdir()`
- e.g., C stdio functions that read and write from files
 - ▶ `fopen()`, `fclose()`, `fprintf()` invoke underlying Linux `open()`, `read()`, `write()`, `close()`, etc.



Details on x86 / Linux

Your program can choose to directly invoke Linux system calls as well

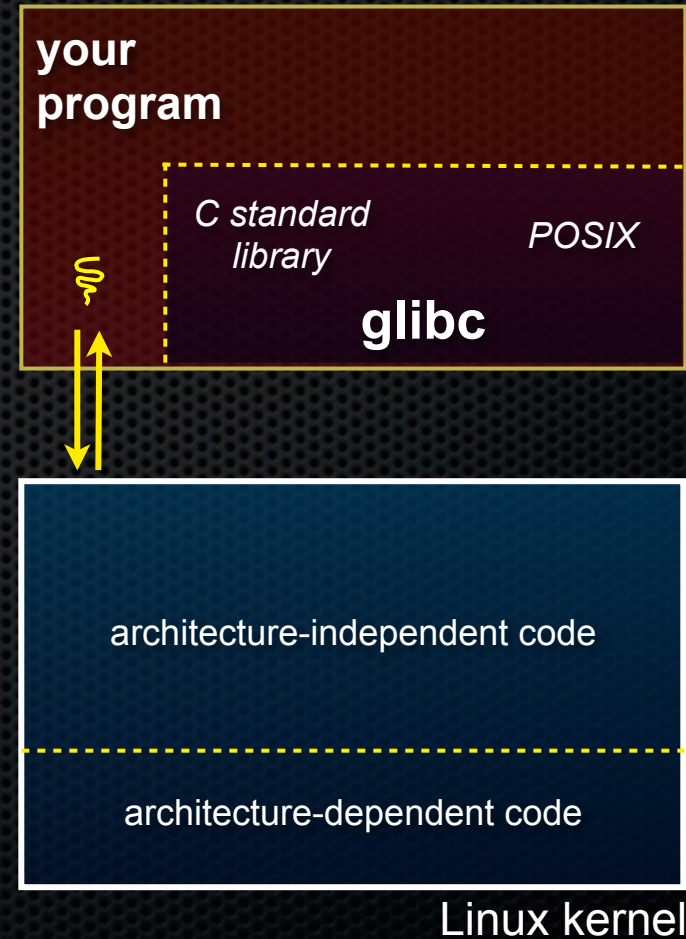
- nothing forces you to link with glibc and use it
- but, relying on directly invoked Linux system calls may make your program less portable across UNIX varieties



Details on x86 / Linux

Let's walk through how a Linux system call actually works

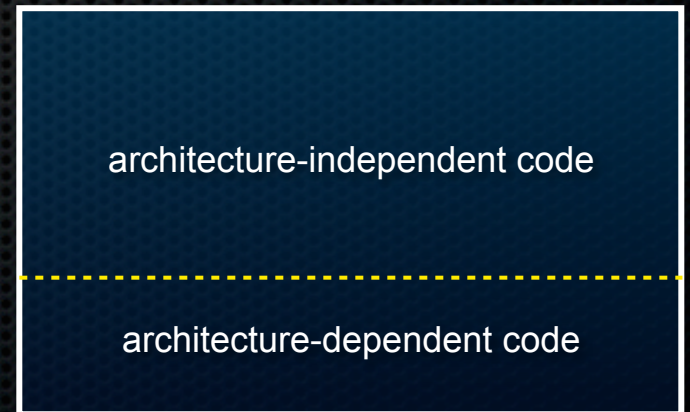
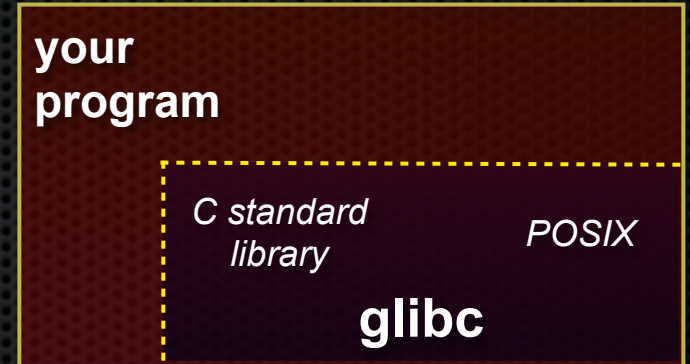
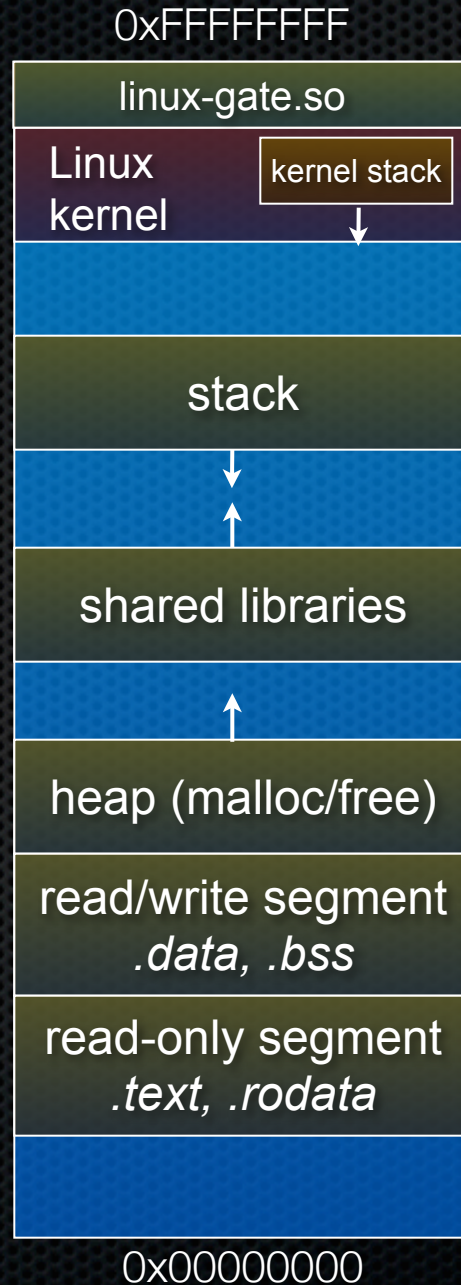
- we'll assume 32-bit x86 using the modern SYSENTER / SYSEXIT x86 instructions



Details on x86 / Linux

Remember our process address space picture

- let's add some details

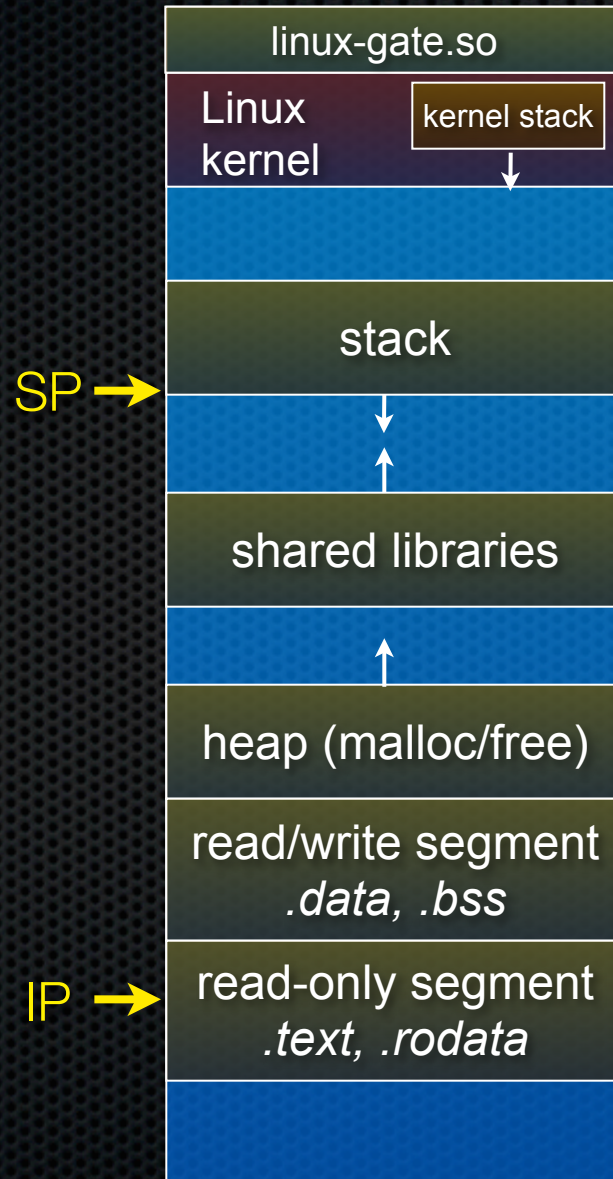


Linux kernel



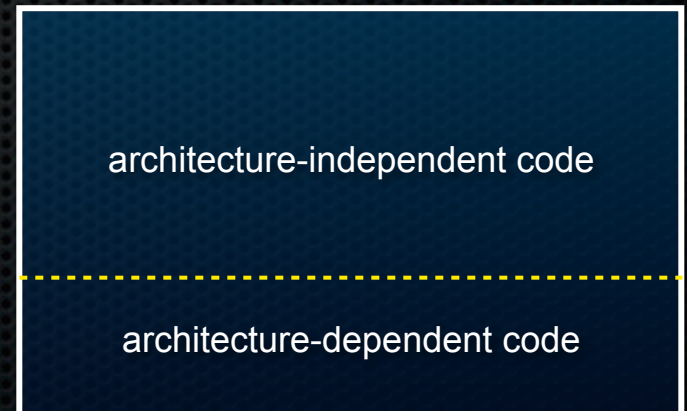
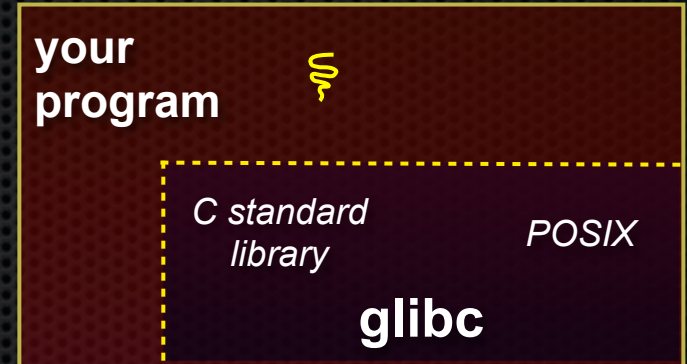
Details on x86 / Linux

0xFFFFFFFF



0x00000000

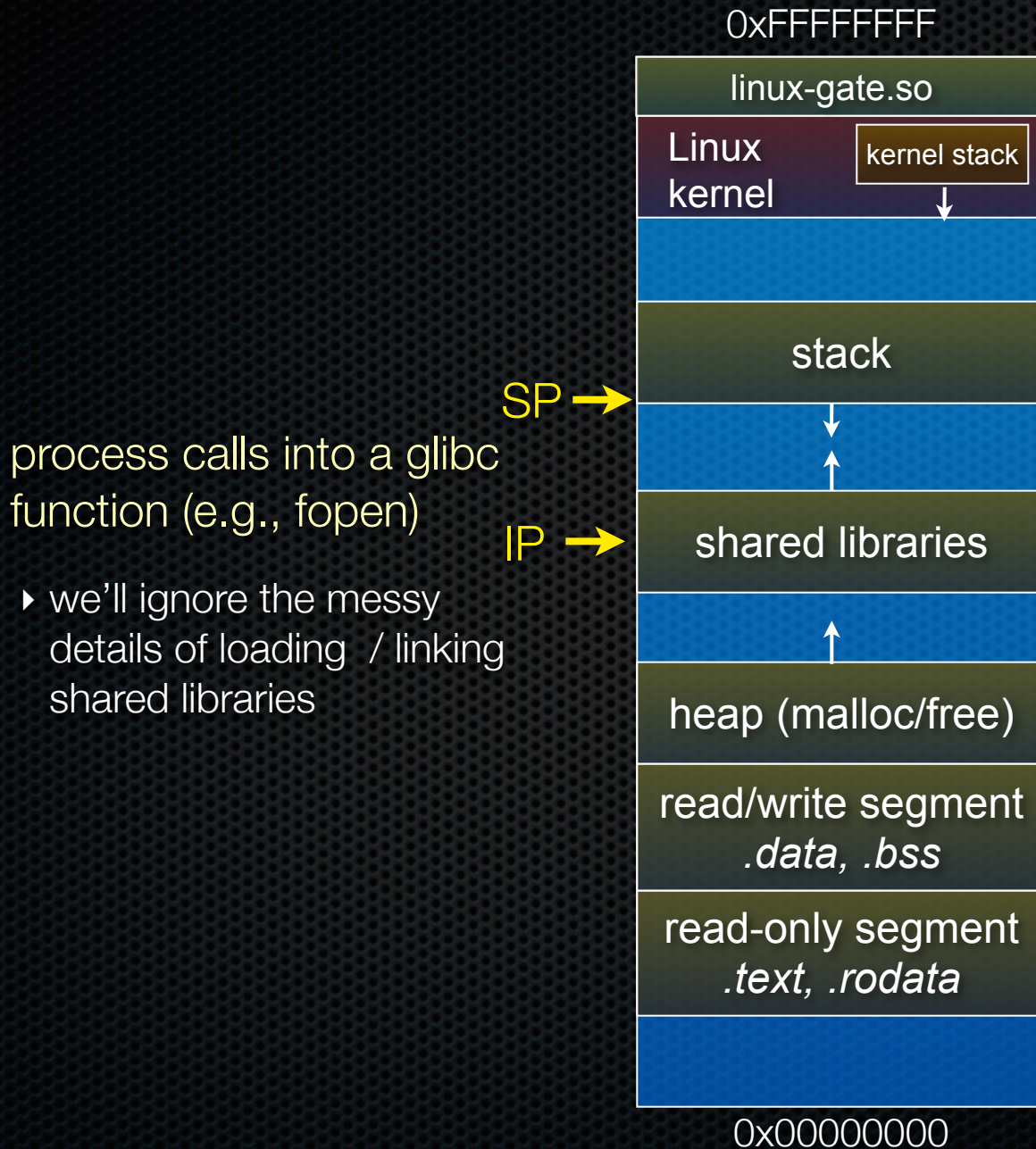
process is executing your program code



Linux kernel

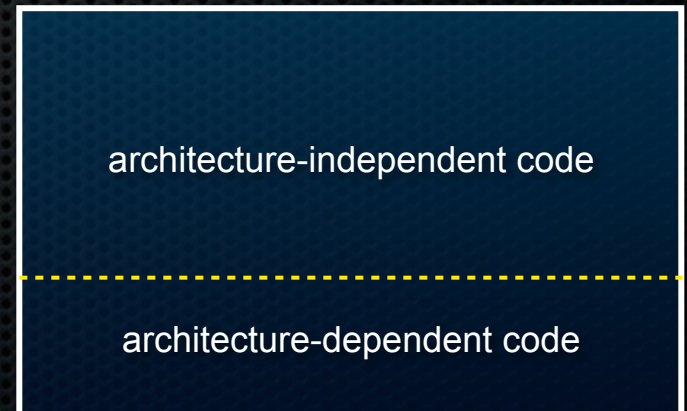
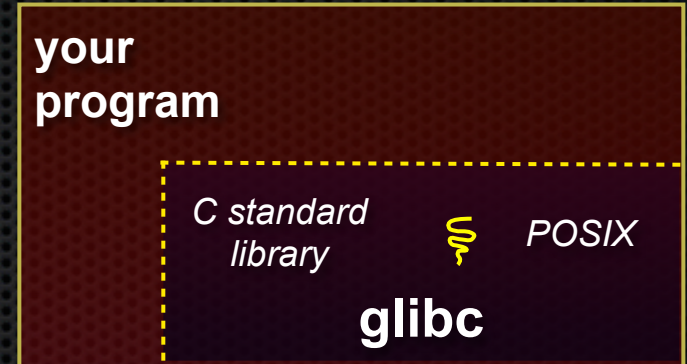


Details on x86 / Linux



process calls into a glibc function (e.g., fopen)

- ▶ we'll ignore the messy details of loading / linking shared libraries



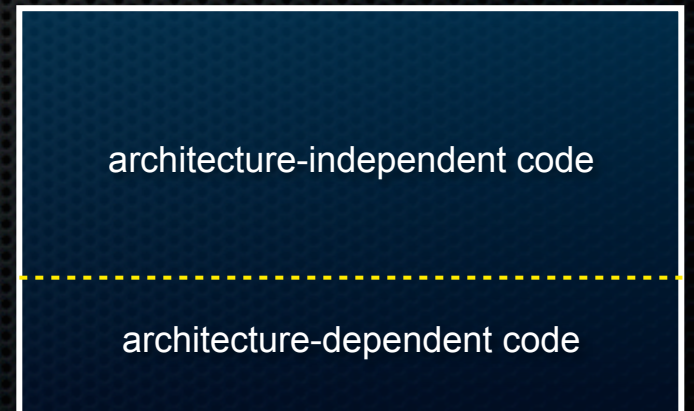
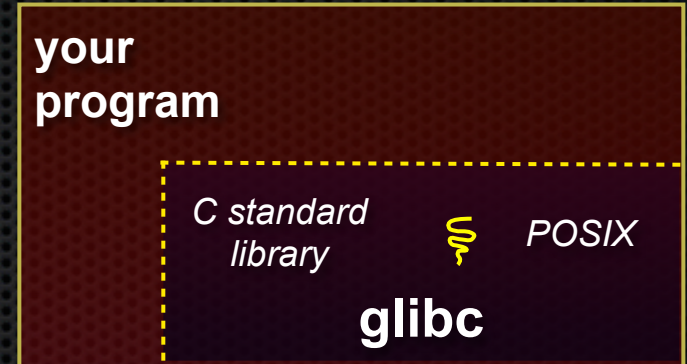
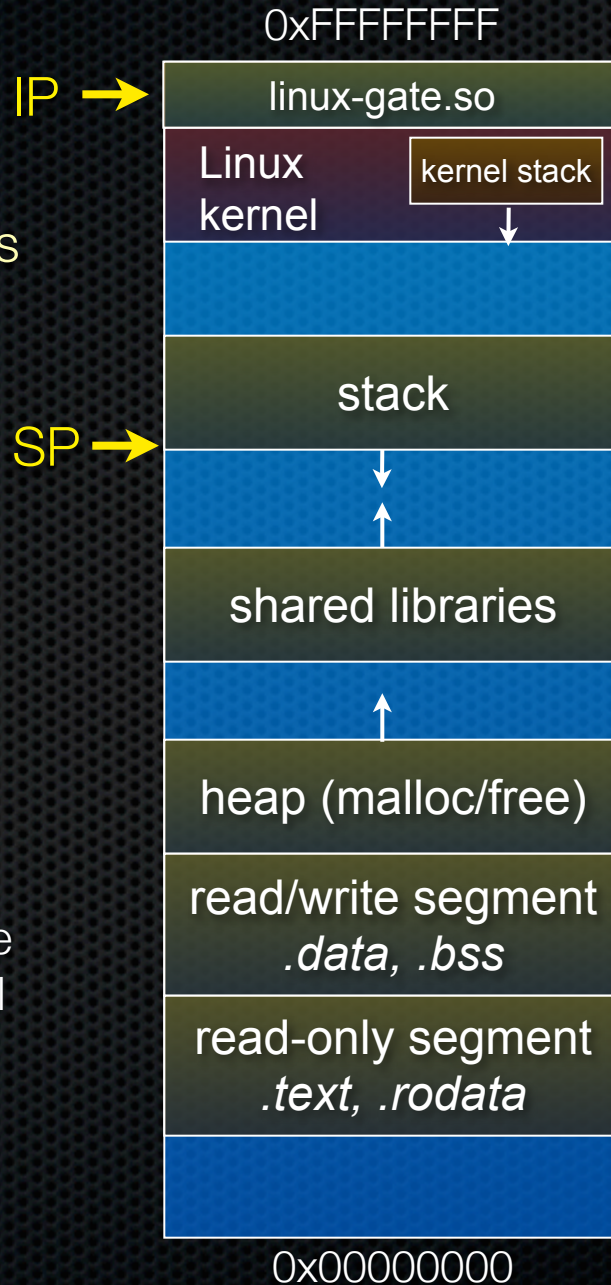
Linux kernel



Details on x86 / Linux

glibc begins the process of invoking a Linux system call

- ▶ glibc's `fopen()` likely invokes Linux's `open()` system call
- ▶ puts the system call # and arguments into registers
- ▶ uses the **call** x86 instruction to call into the routine `__kernel_vsycall` located in `linux-gate.so`



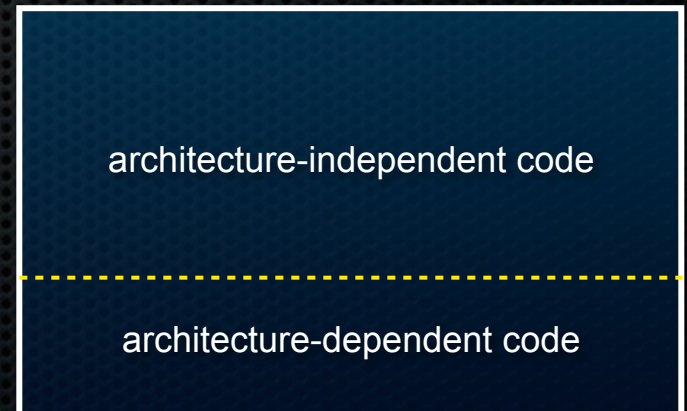
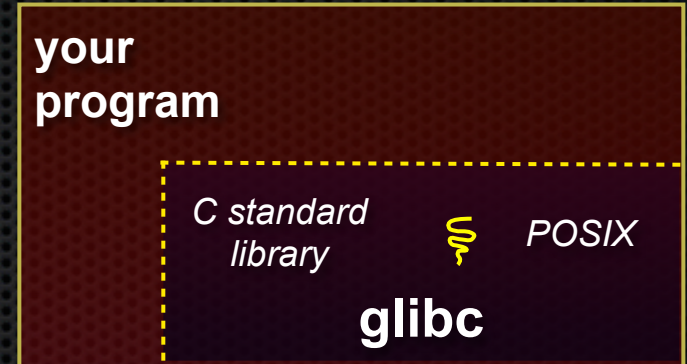
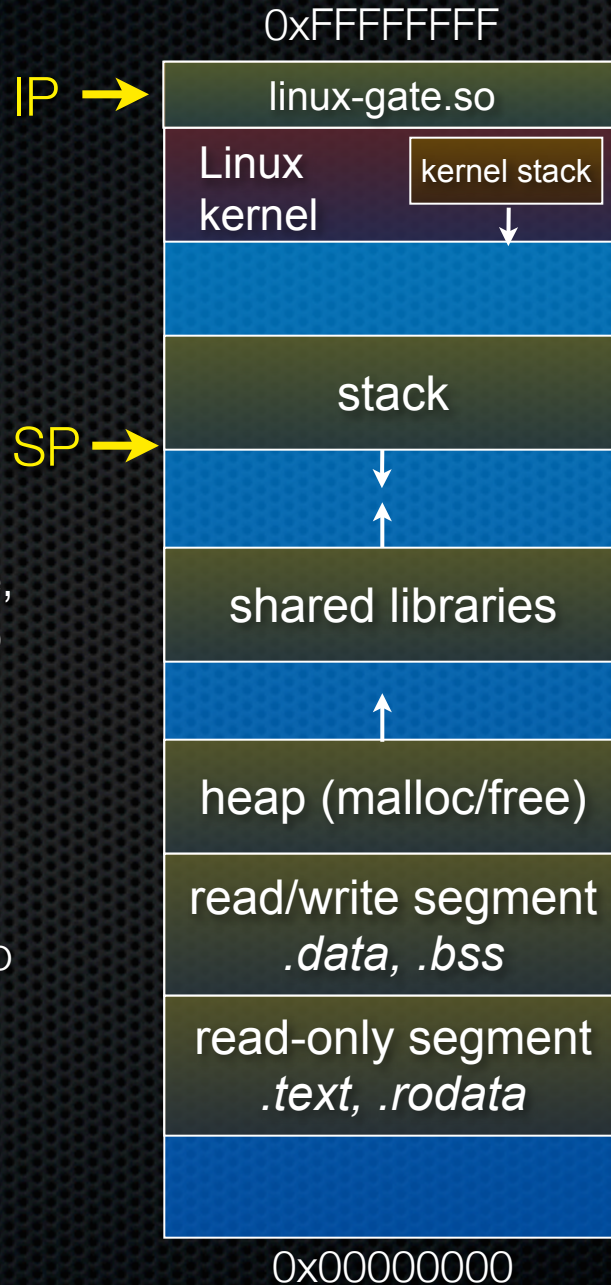
Linux kernel



Details on x86 / Linux

linux-gate.so is a **vdso**

- ▶ a virtual dynamically linked shared object
- ▶ is a kernel-provided shared library, i.e., is not associated with a .so file, but rather is conjured up by the kernel and plunked into a process's address space
- ▶ provides the intricate machine code needed to trigger a system call



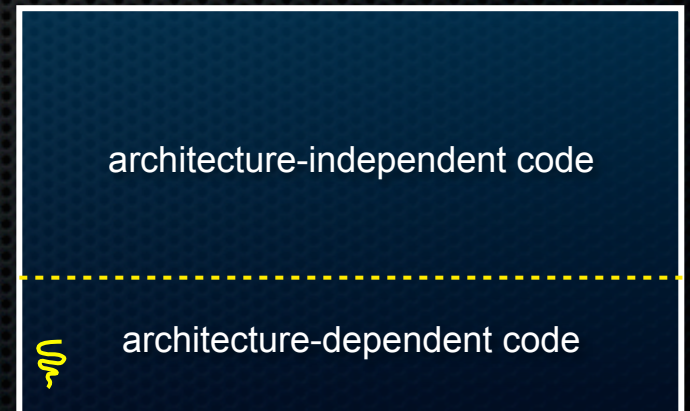
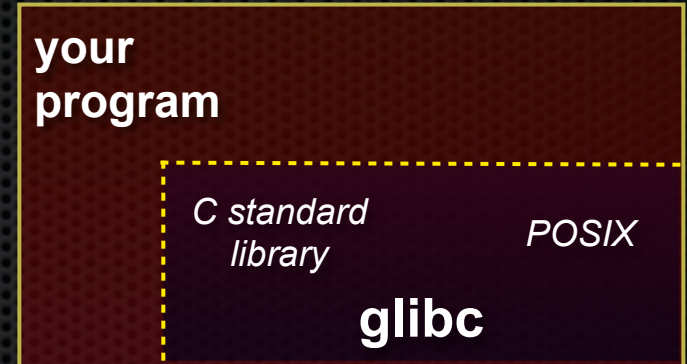
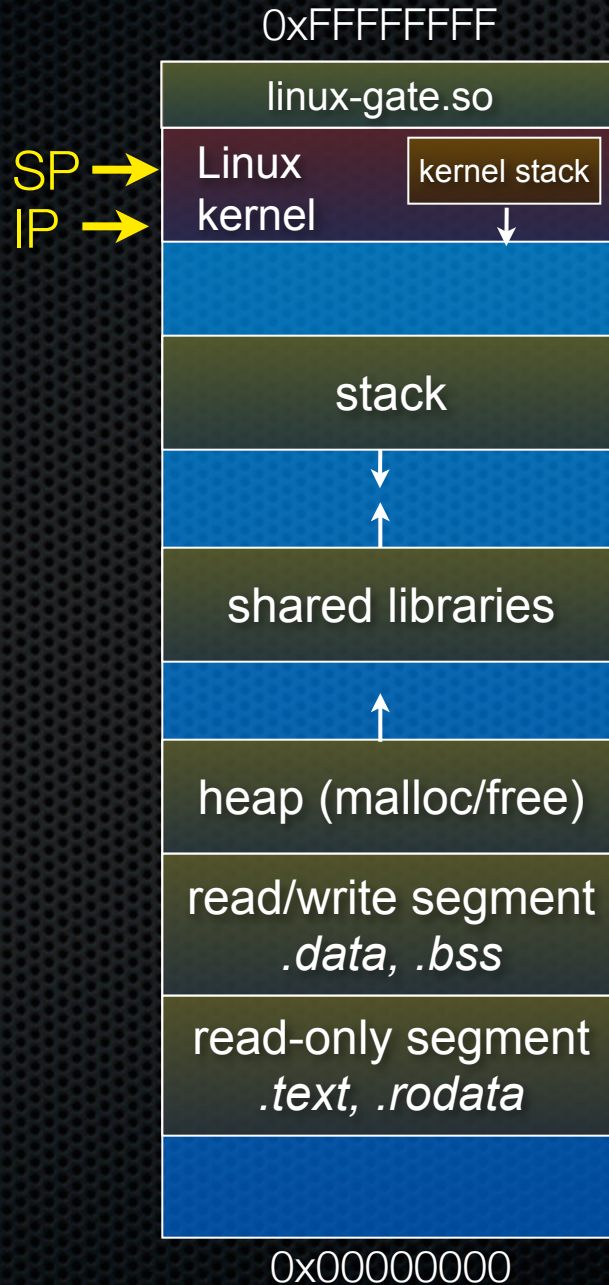
Linux kernel



Details on x86 / Linux

linux-gate.so eventually invokes the SYSENTER x86 instruction

- ▶ SYSENTER is x86's "fast system call" instruction
- ▶ it has several side-effects
 - causes the CPU to raise its privilege level
 - traps into the Linux kernel by changing the SP, IP to a previously determined location
 - changes some segmentation related registers (see cse451)



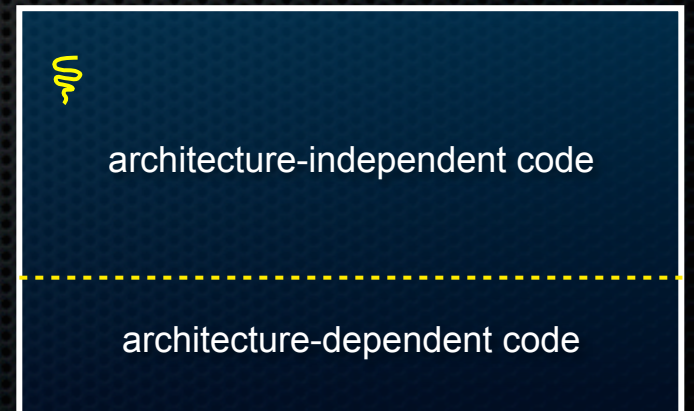
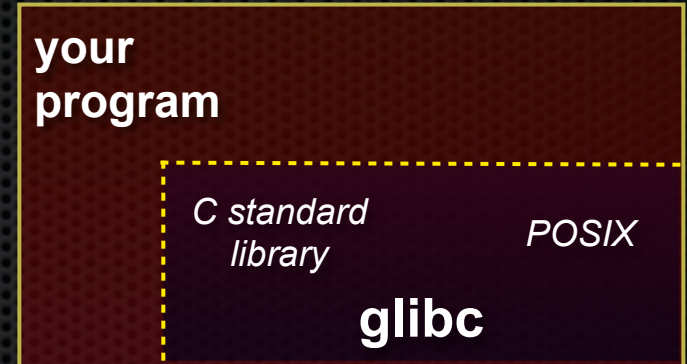
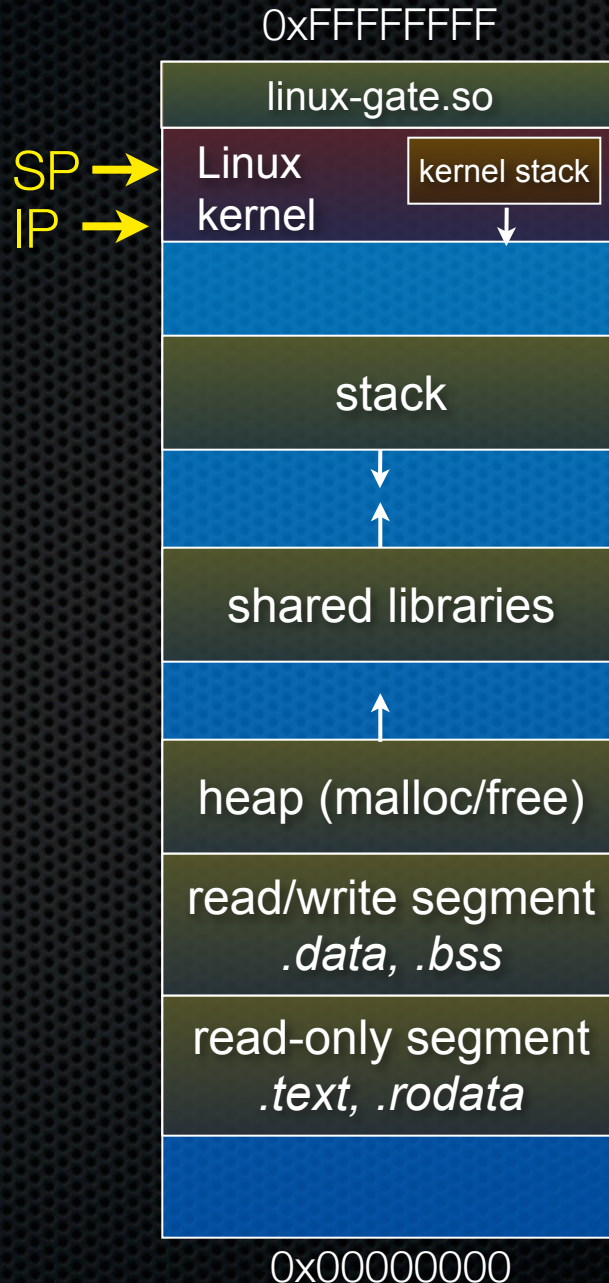
Linux kernel



Details on x86 / Linux

The kernel begins executing code at the SYSENTER entry point

- ▶ is in the architecture-dependent part of Linux
- ▶ it's job is to:
 - look up the system call number in a system call dispatch table
 - call into the address stored in that table entry; this is Linux's system call handler
 - for open, the handler is named sys_open, and is system call #5



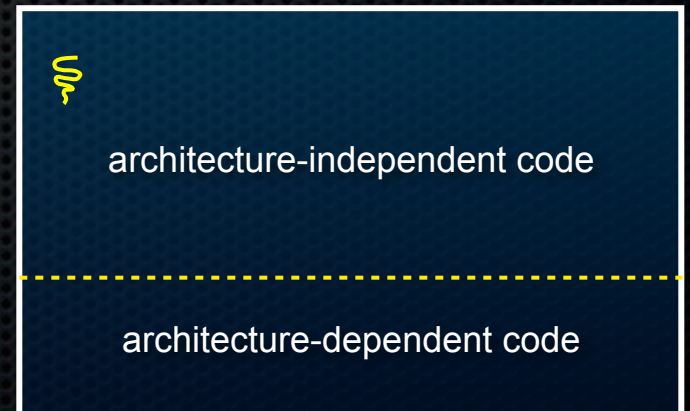
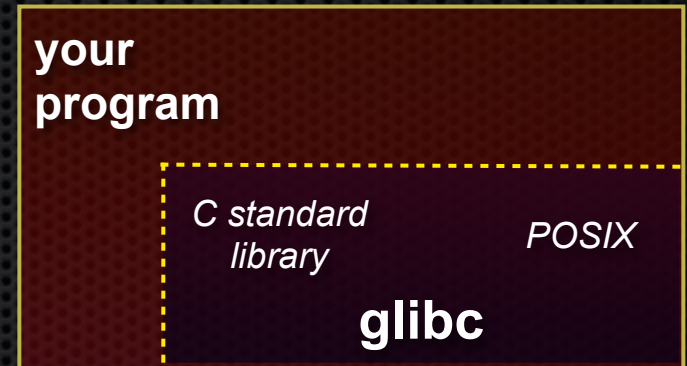
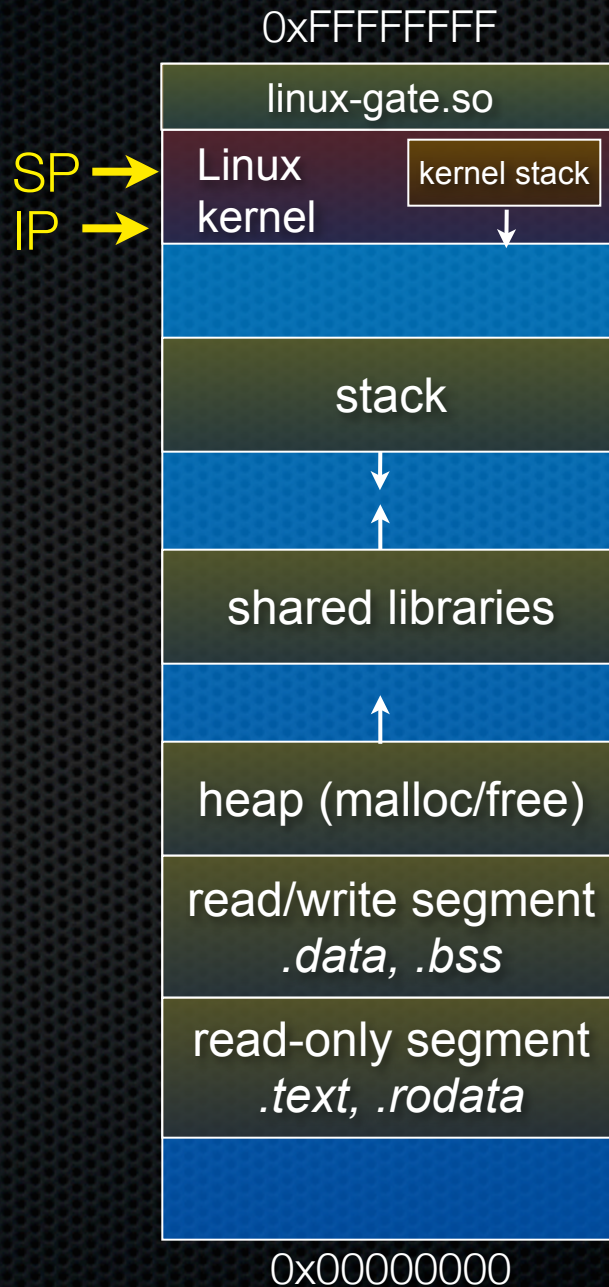
Linux kernel



Details on x86 / Linux

The system call handler executes

- ▶ what it does is system-call specific, of course
- ▶ it may take a long time to execute, especially if it has to interact with hardware
- Linux may choose to context switch the CPU to a different runnable process



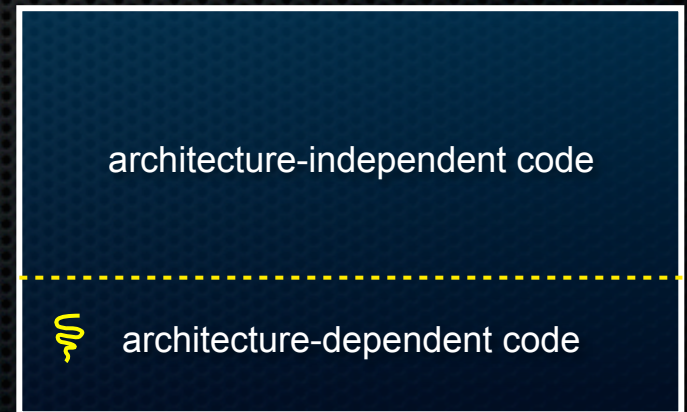
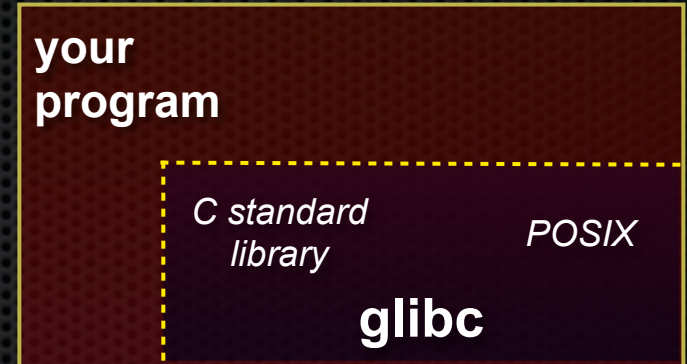
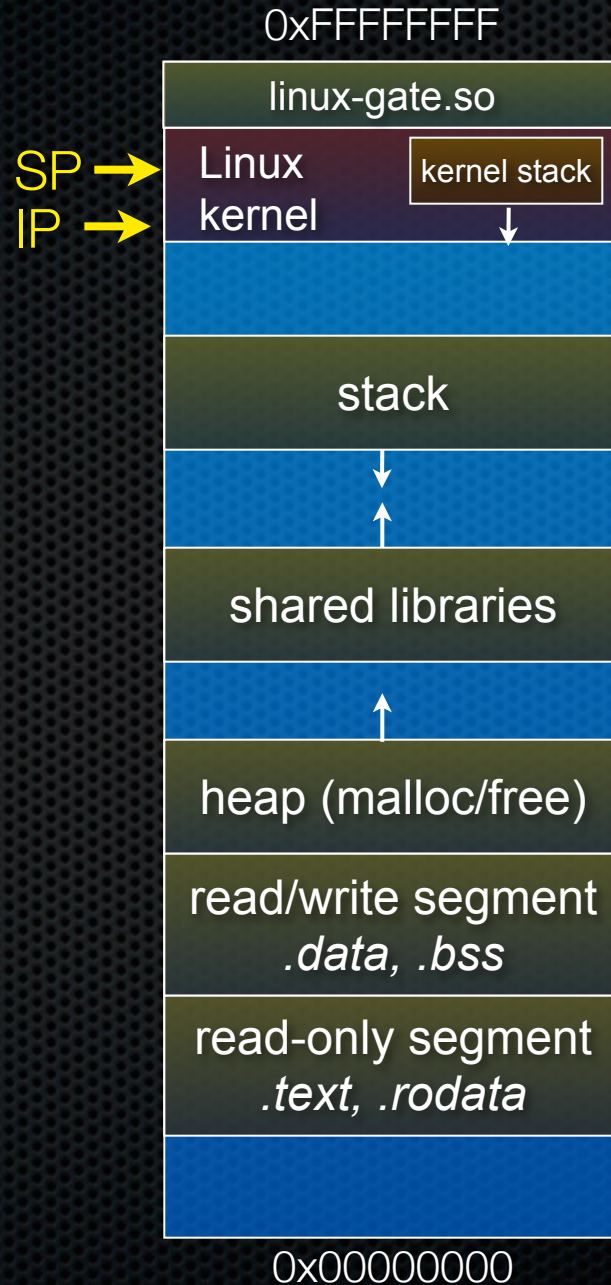
Linux kernel



Details on x86 / Linux

Eventually, the system call handler finishes

- ▶ returns back to the system call entry point
- places the system call's return value in the appropriate register
- calls SYSEXIT to return to the user-level code



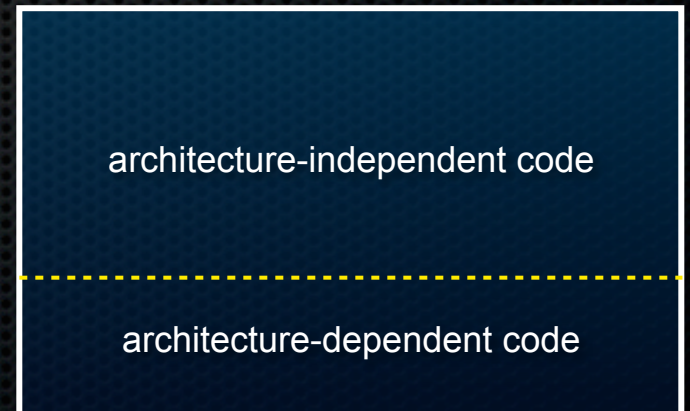
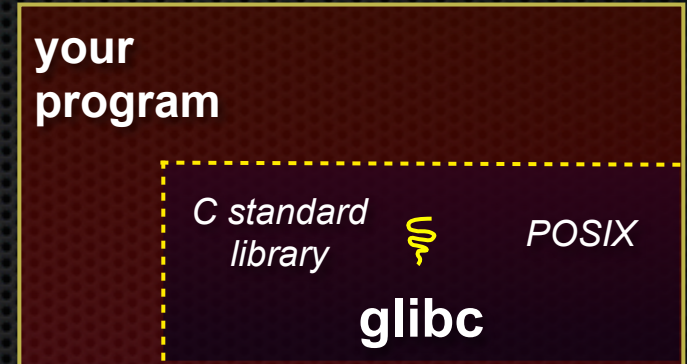
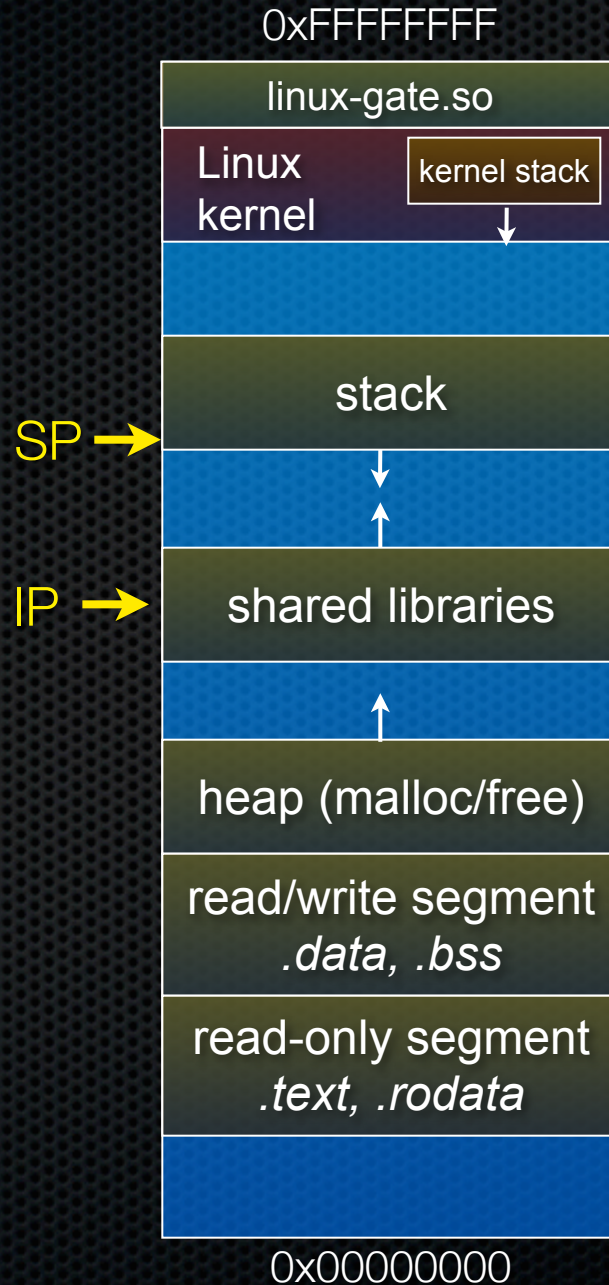
Linux kernel



Details on x86 / Linux

SYSEXIT transitions the processor back to user-mode code

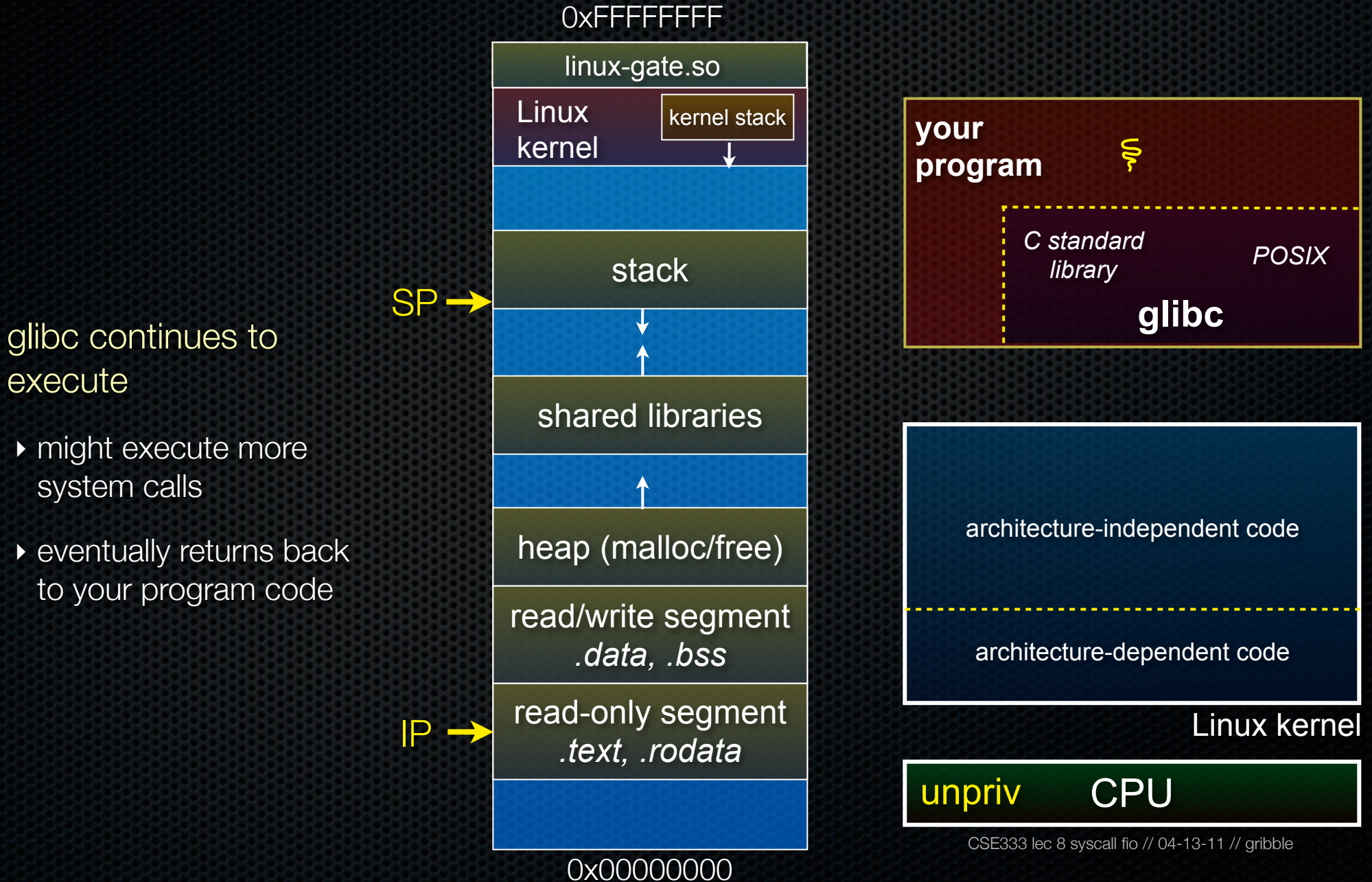
- ▶ has several side-effects
 - restores the IP, SP to user-land values
 - sets the CPU back to unprivileged mode
 - changes some segmentation related registers (see cse451)
- ▶ returns the processor back to glibc



Linux kernel



Details on x86 / Linux



glibc continues to execute

- ▶ might execute more system calls
- ▶ eventually returns back to your program code

If you're curious

Download the Linux kernel source code

- get version 2.6.34.8
- available from <http://www.kernel.org/>

Take a look at:

- `arch/x86/kernel/syscall_table_32.S` [system call table]
- `arch/x86/kernel/entry_32.S` [SYSENTER entry point and more]
- `arch/x86/vdso/vdso32/sysenter.S` [user-land vdso]

And: http://articles.manugarg.com/systemcallinlinux2_6.html

Also...

man, section 2: Linux system calls

- man 2 intro
- man 2 syscalls (or [look online here](#))

man, section 3: glibc / libc library functions

- man 3 intro (or [look online here](#))

strace

A useful Linux utility that shows the sequence of system calls that a process makes:

```
bash$ strace ls 2>&1 | less
```

```
[005c7424] execve("/bin/ls", ["ls"], [/* 47 vars */]) = 0
[003caffd] brk(0) = 0x9376000
[003cc3c3] mmap2(NULL, 4096, PROT_READ|PROT_WRITE, MAP_PRIVATE|MAP_ANONYMOUS, -1, 0) =
0xb7800000
[003cc2c1] access("/etc/ld.so.preload", R_OK) = -1 ENOENT (No such file or directory)
[003cc184] open("/etc/ld.so.cache", O_RDONLY) = 3
[003cc14e] fstat64(3, {st_mode=S_IFREG|0644, st_size=92504, ...}) = 0
[003cc3c3] mmap2(NULL, 92504, PROT_READ, MAP_PRIVATE, 3, 0) = 0xb77e9000
[003cc1bd] close(3) = 0
[003cc184] open("/lib/libselinux.so.1", O_RDONLY) = 3
[003cc204] read(3, "\177ELF\1\1\1\0\0\0\0\0\0\0\0\0\0\0\3\0\3\0\1\0\0\"...", 512) = 512
[003cc14e] fstat64(3, {st_mode=S_IFREG|0755, st_size=122420, ...}) = 0
[003cc3c3] mmap2(0x6d6000, 125948, PROT_READ|PROT_EXEC, MAP_PRIVATE|MAP_DENYWRITE, 3, 0) =
0x6d6000
[003cc3c3] mmap2(0x6f3000, 8192, PROT_READ|PROT_WRITE, MAP_PRIVATE|MAP_FIXED|MAP
_DENYWRITE, 3, 0x1c) = 0x6f3000
[003cc1bd] close(3) = 0
[003cc184] open("/lib/librt.so.1", O_RDONLY) = 3
[003cc204] read(3, "\177ELF\1\1\1\0\0\0\0\0\0\0\0\0\0\0\3\0\3\0\1\0\0\0\200X[\0004\0\0\0\"...",
512) = 512
... etc.
```


strace

A useful Linux utility that shows the sequence of system calls that a process makes:

```
bash$ strace ls 2>&1 | less
```

```
...
[00110424] open(".", O_RDONLY|O_NONBLOCK|O_LARGEFILE|O_DIRECTORY|O_CLOEXEC) = 3
[00110424] fcntl64(3, F_GETFD) = 0x1 (flags FD_CLOEXEC)
[00110424] getdents64(3, /* 6 entries */, 32768) = 184
[00110424] getdents64(3, /* 0 entries */, 32768) = 0
[00110424] close(3) = 0
[00110424] fstat64(1, {st_mode=S_IFIFO|0600, st_size=0, ...}) = 0
[00110424] mmap2(NULL, 4096, PROT_READ|PROT_WRITE, MAP_PRIVATE|MAP_ANONYMOUS, -1, 0) =
0xb77ff000
[00110424] write(1, "bomstrip.py\nmountlaptop.sh\nteste"... , 43
bomstrip.py
mountlaptop.sh
tester
tester.c
) = 43
[00110424] close(1) = 0
[00110424] munmap(0xb77ff000, 4096) = 0
[00110424] close(2) = 0
[00110424] exit_group(0) = ?
```


Let's do some file I/O...

We'll start by using C's standard library

- these functions are implemented in glibc on Linux
- they are implemented using Linux system calls

C's `stdio` defines the notion of a **stream**

- a stream is a way of reading or writing a sequence of characters from/to a device
 - ▶ a stream can be either *text* or *binary*; Linux does not distinguish
 - ▶ a stream is *buffered* by default; libc reads ahead of you
 - ▶ three streams are provided by default: **stdin**, **stdout**, **stderr**
 - ▶ you can open additional streams to read/write to files

Using C streams

```
read_example.c
#include <stdio.h>
#include <stdlib.h>
#include <errno.h>

#define READBUFSIZE 128
int main(int argc, char **argv) {
    FILE *f;
    char readbuf[READBUFSIZE];
    size_t readlen;

    if (argc != 2) {
        fprintf(stderr, "usage: ./read_example filename\n");
        return EXIT_FAILURE; // defined in stdlib.h
    }

    // Open, read, and print the file
    f = fopen(argv[1], "rb"); // "rb" --> read, binary mode
    if (f == NULL) {
        fprintf(stderr, "%s -- ", argv[1]);
        perror("fopen failed -- ");
        return EXIT_FAILURE;
    }

    // Read from the file, write to stdout.
    while ((readlen = fread(readbuf, 1, READBUFSIZE, f)) > 0)
        fwrite(readbuf, 1, readlen, stdout);
    fclose(f);
    return EXIT_SUCCESS; // defined in stdlib.h
}
```

`printf(...)` is equivalent to `fprintf(stdout, ...)`

`stderr` is a stream for printing error output to a console

`fopen` opens a stream to read or write a file

`perror` writes a string describing the last error to `stderr`

`stdout` is for printing non-error output to the console

Writing is easy too

see cp_example.c

A gotcha

By default, stdio turns on **buffering** for streams

- data written by `fwrite()` is copied into a buffer allocated by stdio inside your process's address space
- at some point, the buffer will be drained into the destination
 - ▶ when you call `fflush()` on the stream
 - ▶ when the buffer size is exceeded (*often 1024 or 4096 bytes*)
 - ▶ for stdout to a console, when a newline is written ("*line buffered*")
 - ▶ when you call `fclose()` on the stream
 - ▶ when your process exits gracefully (`exit()` or *return from `main()`*)

Why is this a gotcha?

What happens if...

- your computer loses power before the buffer is flushed?
- your program assumes data is written to a file, and it signals another program to read it?

What are the performance implications?

- data is ***copied*** into the stdio buffer
 - ▶ consumes CPU cycles and memory bandwidth
 - ▶ can potentially slow down high performance applications, like a web server or database (“zero copy”)

What to do about it

Turn off buffering with **setbuf()**

- this, too, may cause performance problems
 - ▶ e.g., if your program does many small `fwrite()`'s, each of which will now trigger a system call into the Linux kernel

Use a different set of system calls

- POSIX provides `open()`, `read()`, `write()`, `close()`, and others
- no buffering is done at the user level

but...what about the layers below?

- ▶ the OS caches disk reads and writes in the *FS buffer cache*
- ▶ disk controllers have caches too!

Exercise 1

Write a program that:

- uses argc/argv to receive the name of a text file
- reads the contents of the file a line at a time
- parses each line, converting text into a uint32_t
- builds an array of the parsed uint32_t's
- sorts the array
- prints the sorted array to stdout
 - ▶ hints: use “man” to read about `getline`, `sscanf`, `realloc`, and `qsort`

```
bash$ cat in.txt
1213
3231
000005
52
bash$ ex1 in.txt
5
52
1213
3231
bash$
```


Exercise 2

Write a program that:

- loops forever; in each loop, it:
 - ▶ prompts the user to input a filename
 - ▶ reads from stdin to receive a filename
 - ▶ opens and reads the file, and prints its contents to stdout, in the format shown on the right
- hints:
 - ▶ use “man” to read about `fgets`
 - ▶ or if you’re more courageous, try “man 3 readline” to learn about `libreadline.a`, and google to learn how to link to it

```
0000000 50 4b 03 04 14 00 00 00 00 00 9c 45 26 3c f1 d5
0000010 68 95 25 1b 00 00 25 1b 00 00 0d 00 00 00 43 53
0000020 45 6c 6f 67 6f 2d 31 2e 70 6e 67 89 50 4e 47 0d
0000030 0a 1a 0a 00 00 00 0d 49 48 44 52 00 00 00 91 00
0000040 00 00 91 08 06 00 00 00 c3 d8 5a 23 00 00 00 09
0000050 70 48 59 73 00 00 0b 13 00 00 0b 13 01 00 9a 9c
0000060 18 00 00 0a 4f 69 43 43 50 50 68 6f 74 6f 73 68
0000070 6f 70 20 49 43 43 20 70 72 6f 66 69 6c 65 00 00
0000080 78 da 9d 53 67 54 53 e9 16 3d f7 de f4 42 4b 88
0000090 80 94 4b 6f 52 15 08 20 52 42 8b 80 14 91 26 2a
00000a0 21 09 10 4a 88 21 a1 d9 15 51 c1 11 45 45 04 1b
00000b0 c8 a0 88 03 8e 8e 80 8c 15 51 2c 0c 8a 0a d8 07
00000c0 e4 21 a2 8e 83 a3 88 8a ca fb e1 7b a3 6b d6 bc
...etc.
```


See you on Monday!
(remember that class on Friday is cancelled)