


# CSE 143

Binary Search Trees

reading: 17.3 – 17.4

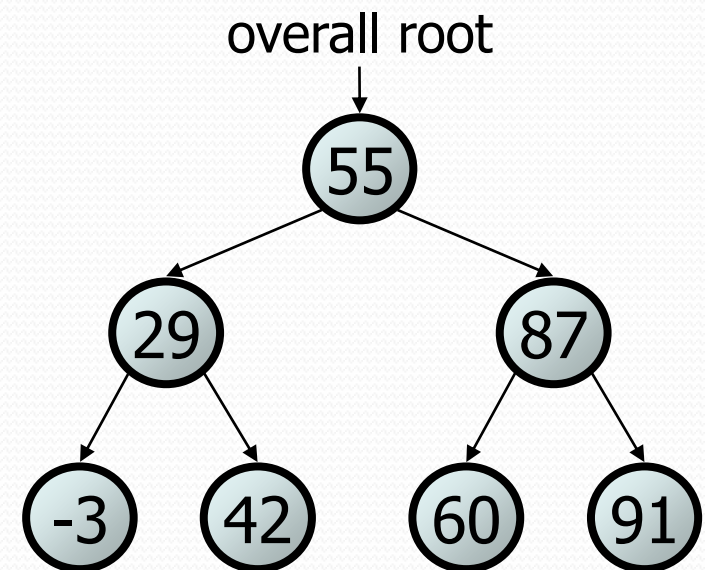


# Binary search trees

- **binary search tree** ("BST"): a binary tree where each non-empty node R has the following properties:
  - elements of R's left subtree contain data "less than" R's data,
  - elements of R's right subtree contain data "greater than" R's,
  - R's left and right subtrees are also binary search trees.

```
System.out.println(contains(42))
```

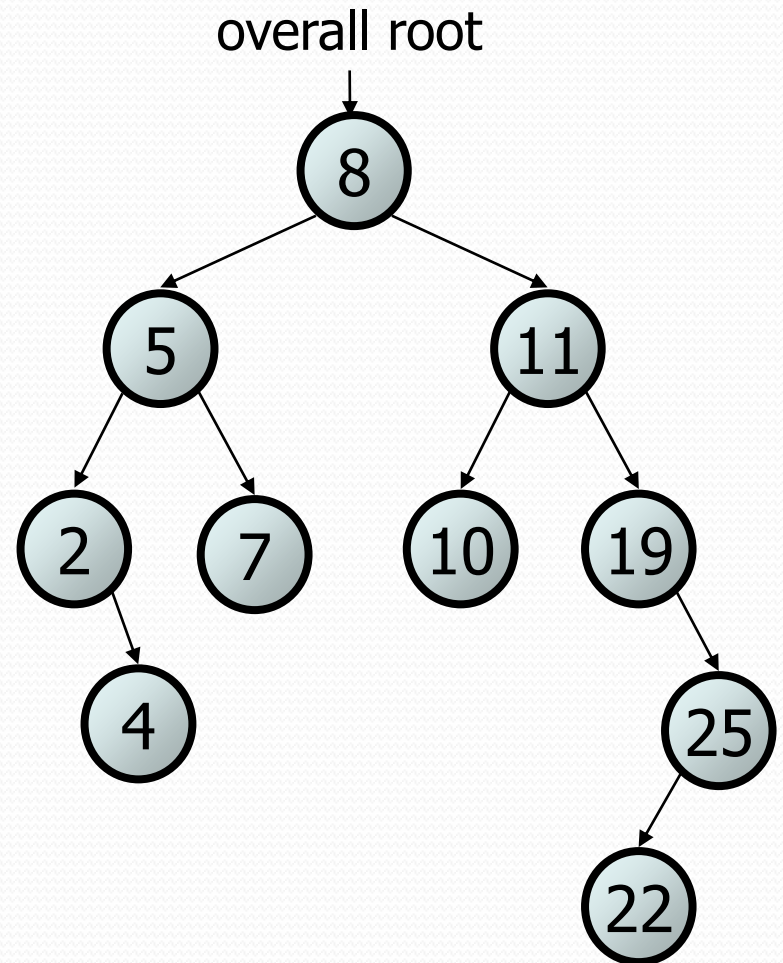
- BSTs store their elements in sorted order, which is helpful for searching/sorting tasks.





# Adding to a BST

- Suppose we want to add new values to the BST below.
  - Where should the value 14 be added?
  - Where should 3 be added? 7?
  - If the tree is empty, where should a new value be added?
- What is the general algorithm?



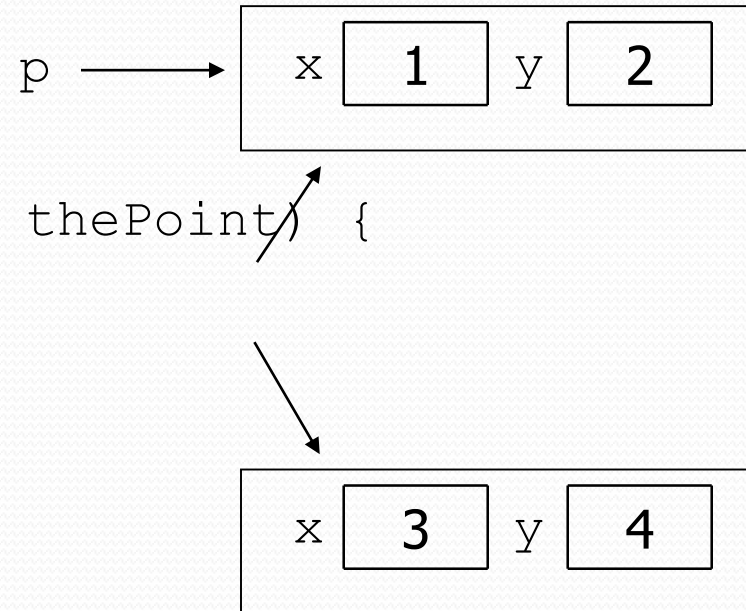
# Change point, version 2

- What is the state of the object referred to by `p` after this code?

```
public static void main(String[] args) {  
    Point p = new Point(1, 2);  
    change(p);  
    System.out.println(p);  
}
```

```
public static void change(Point thePoint) {  
    thePoint = new Point(3, 4);  
}
```

**// answer: (1, 2)**



# Changing references

- If a method *dereferences a variable* (with `.`) and modifies the object it refers to, that change will be seen by the caller.

```
public static void change(Point thePoint) {  
    thePoint.x = 3;           // affects p  
    thePoint.setY(4);       // affects p  
}
```

- If a method *reassigns a variable to refer to a new object*, that change will *not* affect the variable passed in by the caller.

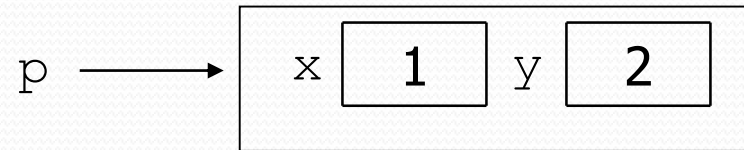
```
public static void change(Point thePoint) {  
    thePoint = new Point(3, 4); // p unchanged  
    thePoint = null;           // p unchanged  
}
```

- What if we want to make the variable passed in become `null`?

# Change point, version 3

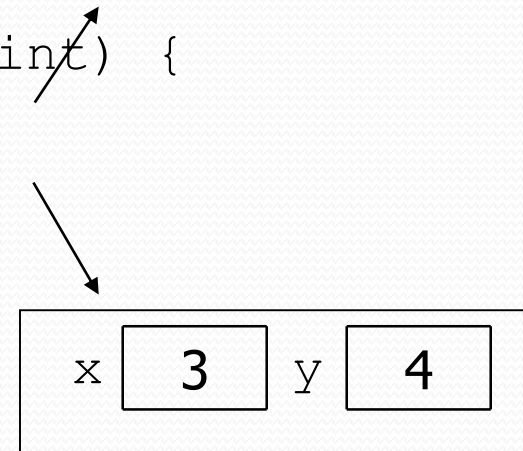
- What is the state of the object referred to by `p` after this code?

```
public static void main(String[] args) {  
    Point p = new Point(1, 2);  
    change(p);  
    System.out.println(p);  
}
```



```
public static Point change(Point thePoint) {  
    thePoint = new Point(3, 4);  
    return thePoint;  
}
```

**// answer: (1, 2)**



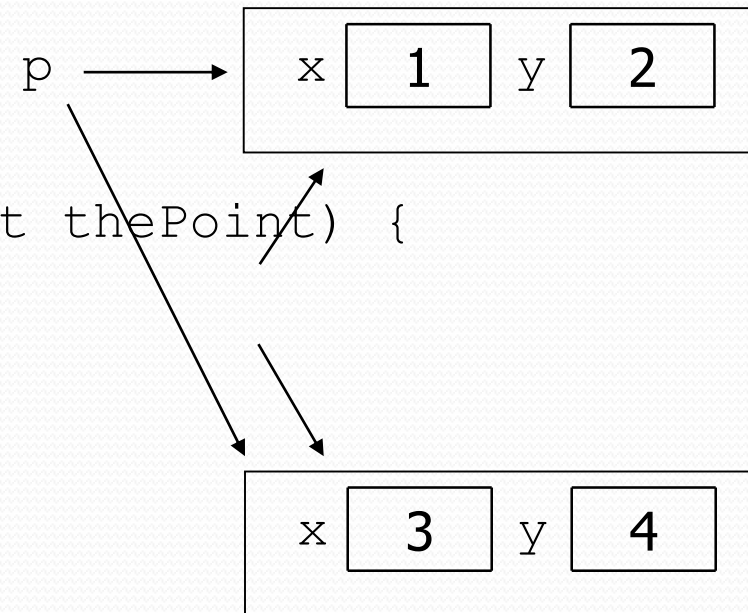
# Change point, version 4

- What is the state of the object referred to by `p` after this code?

```
public static void main(String[] args) {  
    Point p = new Point(1, 2);  
    p = change(p);  
    System.out.println(p);  
}
```

```
public static Point change(Point thePoint) {  
    thePoint = new Point(3, 4);  
    return thePoint;  
}
```

**// answer: (3, 4)**





# x = change(x);

- If you want to write a method that can change the object that a variable refers to, you must do three things:
  1. **pass** in the original state of the object to the method
  2. **return** the new (possibly changed) object from the method
  3. **re-assign** the caller's variable to store the returned result

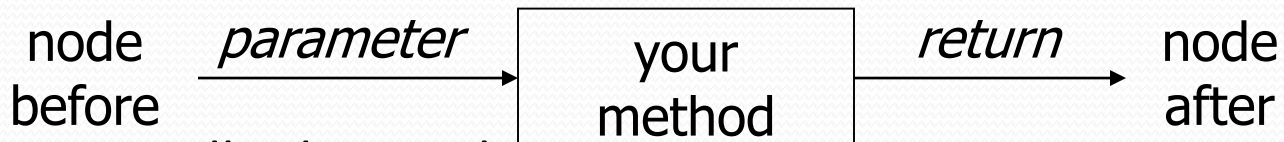
```
p = change(p);    // in main
```

```
public static Point change(Point thePoint) {  
    thePoint = new Point(99, -1);  
    return thePoint;  
}
```

- We call this general algorithmic pattern **x = change(x);**
  - also seen with strings: **s = s.toUpperCase();**

# Applying $x = \text{change}(x)$

- Methods that modify a tree should have the following pattern:
  - input (parameter): old state of the node
  - output (return): new state of the node



- In order to actually change the tree, you must reassign:

```
node = change (node, parameters) ;  
node.left = change (node.left, parameters) ;  
node.right = change (node.right, parameters) ;  
overallRoot = change (overallRoot, parameters) ;
```