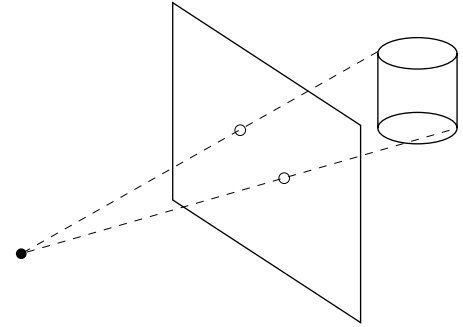


Projections

Projections transform points in n-space to m-space, where $m < n$.

In 3D, we map points from 3-space to the **projection plane (PP)** along **projectors** emanating from the **center of projection (COP)**.



7. Projections

There are two basic types of projections:

- ◆ **Perspective** - distance from COP to PP finite
- ◆ **Parallel** - distance from COP to PP infinite

Perspective vs. parallel projections

Perspective projections pros and cons:

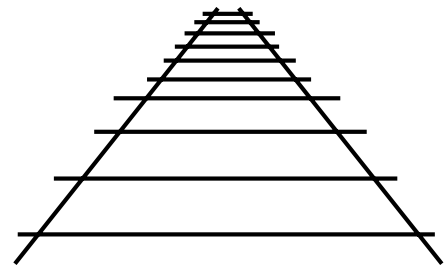
- + Size varies inversely with distance - looks realistic
- Distance and angles are not (in general) preserved
- Parallel lines do not (in general) remain parallel

Parallel projection pros and cons:

- Less realistic looking
- + Good for exact measurements
- + Parallel lines remain parallel
- Angles not (in general) preserved

Vanishing points

Under perspective projections, any set of parallel lines that are not parallel to the PP will converge to a **vanishing point**.



Vanishing points of lines parallel to a principal axis x, y, or z are called **principal vanishing points**.

How many of these can there be?

Types of perspective drawing

Perspective drawings are often classified by the number of principal vanishing points.

- ♦ One-point perspective — simplest to draw
- ♦ Two-point perspective — gives better impression of depth
- ♦ Three-point perspective — most difficult to draw

All three types are equally simple with computer graphics.

Parallel projections

For parallel projections, we specify a **direction of projection (DOP)** instead of a COP.

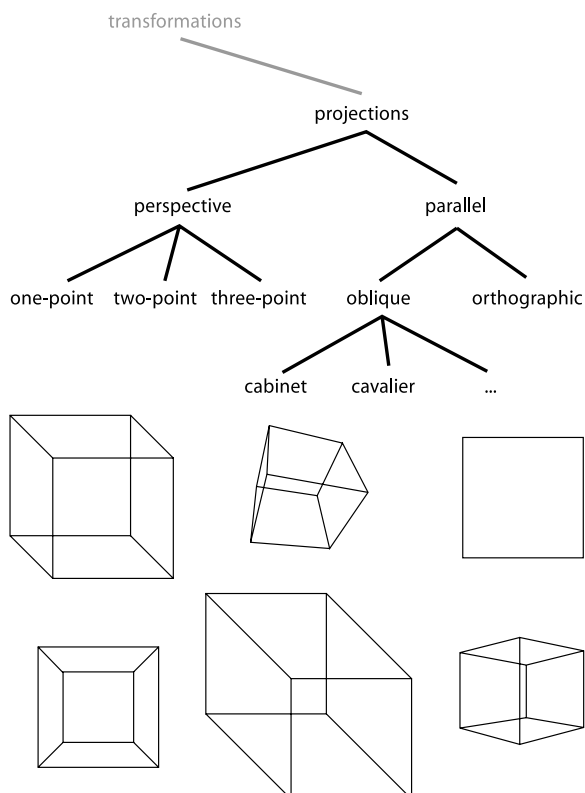
There are two types of parallel projections:

- ♦ **Orthographic projection** — DOP perpendicular to PP
- ♦ **Oblique projection** — DOP not perpendicular to PP

There are two especially useful kinds of oblique projections:

- ♦ **Cavalier projection**
 - DOP makes 45° angle with PP
 - Does not foreshorten lines perpendicular to PP
- ♦ **Cabinet projection**
 - DOP makes 63.4° angle with PP
 - Foreshortens lines perpendicular to PP by one-half

Projection taxonomy

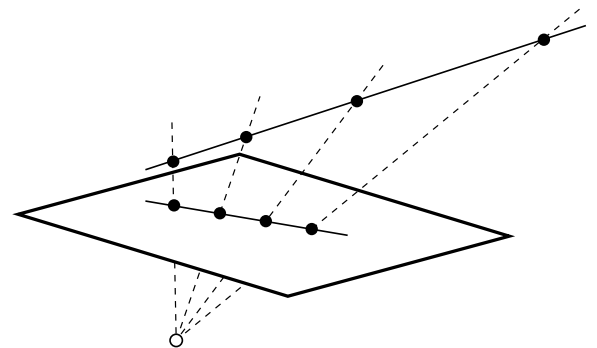


Properties of projections

The perspective projection is an example of a **projective transformation**.

Here are some properties of projective transformations:

- ♦ Lines map to lines
- ♦ Parallel lines don't necessarily remain parallel
- ♦ Ratios are not preserved (but **cross-ratios** are):

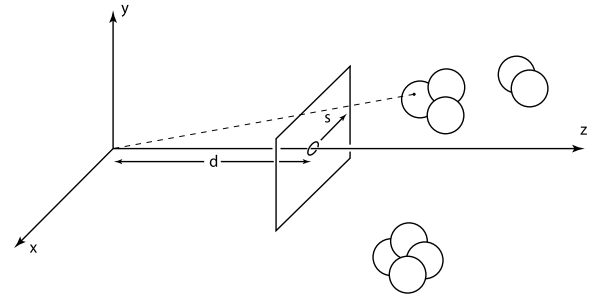


Coordinate systems for CG

The real computer graphics guru uses lots of different coordinate systems:

- ♦ **Model space** — for describing the objections (aka "object space", "world space")
- ♦ **World space** — for assembling collections of objects (aka "object space", "problem space", "application space")
- ♦ **Eye space** — a canonical space for viewing (aka "camera space")
- ♦ **Screen space** — the result of perspective transformation (aka "normalized device coordinate space", "normalized projection space")
- ♦ **Image space** — a 2D space that uses device coordinates (aka "window space", "screen space", "normalized device coordinate space", "raster space")

A typical eye space



- ♦ **Eye**
 - Acts as the COP
 - Placed at the origin
 - Looks down the z-axis
- ♦ **Screen**
 - Lies in the PP
 - Perpendicular to z-axis
 - At distance d from the eye
 - Centered on z-axis, with radius s

Q: Which objects are visible?

Eye space → screen space

Q: How do we perform the perspective projection from eye space into screen space?

Eye space → screen space, cont.

We can write this transformation in matrix form:

$$\begin{bmatrix} 1 & & & \\ & 1 & & \\ & & 1 & \\ & & 1/d & 0 \end{bmatrix}$$

Using similar triangles gives:

General perspective projection

Now, at last, we can see what the “last row” does.

In general, the matrix

$$\begin{bmatrix} 1 & & & \\ & 1 & & \\ & & 1 & \\ p & q & r & s \end{bmatrix}$$

performs a perspective projection into the plane $px + qy + rz + s = 1$.

Q: Suppose we have a cube C whose edges are aligned with the principal axes. Which matrices give drawings of C with

- ♦ one-point perspective?
- ♦ two-point perspective?
- ♦ three-point perspective?

Hither and yon planes

In order to preserve depth, we set up two planes:

- ♦ The **hither** plane $z_e = N$
- ♦ The **yon** plane $z_e = F$

We'll map:

Exercise: Derive the matrix to do this projection.

Perspective depth

Q: What did our perspective projection do to z ?

Often, it's useful to have a z around — e.g., for hidden surface calculations.

Summary

Here's what you should take home from this lecture:

- ♦ As always, the **boldfaced terms**.
- ♦ What homogeneous coordinates are and how they work.
- ♦ Mathematical properties of affine vs. projective transformations.
- ♦ The classification of different types of projections.
- ♦ The concepts of vanishing points and one-, two-, and three-point perspective.
- ♦ An appreciation for the various coordinate systems used in computer graphics.
- ♦ How the perspective transformation works.