

CSE 451: Operating Systems Autumn 2004

Module 4 Processes

Hank Levy

Process management

- This module begins a series of topics on processes, threads, and synchronization
 - this is the most important part of the class
 - there **definitely** will be several questions on these topics on the midterm
- Today: processes and process management
 - what are the OS units of execution?
 - how are they represented inside the OS?
 - how is the CPU scheduled across processes?
 - what are the possible execution states of a process?
 - and how does the system move between them?

10/18/2004

© 2004 Ed Lazowska & Hank Levy

2

The process

- The process is the OS's abstraction for execution
 - the unit of execution
 - the unit of scheduling
 - the dynamic (active) execution context
 - compared with program: static, just a bunch of bytes
- Process is often called a **job**, **task**, or **sequential process**
 - a sequential process is a program in execution
 - defines the instruction-at-a-time execution of a program

10/18/2004

© 2004 Ed Lazowska & Hank Levy

3

What's in a process?

- A process consists of (at least):
 - an address space
 - the code for the running program
 - the data for the running program
 - an execution stack and stack pointer (SP)
 - traces state of procedure calls made
 - the program counter (PC), indicating the next instruction
 - a set of general-purpose processor registers and their values
 - a set of OS resources
 - open files, network connections, sound channels, ...
- In other words, it's all the stuff you need to run the program
 - or to re-start it, if it's interrupted at some point

10/18/2004

© 2004 Ed Lazowska & Hank Levy

4

- There's a data structure called the process control block (PCB) that holds all this stuff
- The PCB is identified by a process ID (PID)
 - just an integer
- OS keeps all of a process's hardware execution state in the PCB when the process isn't running
 - PC, SP, registers
 - when a process is unscheduled, the state is transferred out of the hardware into the PCB
- Note: It's natural to think that there must be some esoteric techniques being used
 - fancy data structures that'd you'd never think of yourself

Wrong!

10/18/2004

© 2004 Ed Lazowska & Hank Levy

5

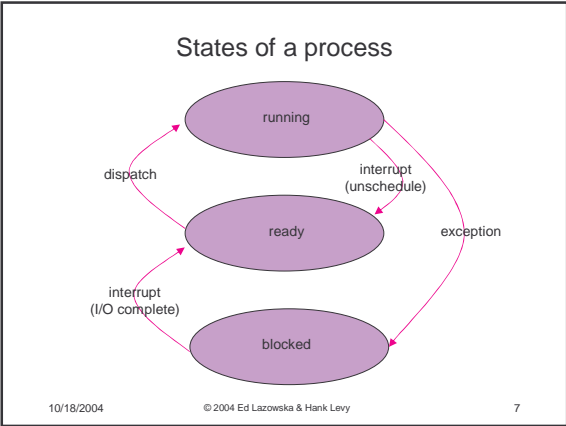
Process states

- Each process has an **execution state**, which indicates what it is currently doing
 - ready: waiting to be assigned to CPU
 - could run, but another process has the CPU
 - running: executing on the CPU
 - is the process that currently controls the CPU
 - pop quiz: how many processes can be running simultaneously?
 - waiting: waiting for an event, e.g., I/O
 - cannot make progress until event happens
- As a process executes, it moves from state to state
 - UNIX: run **ps**, **STAT** column shows current state
 - which state is a process is most of the time?

10/18/2004

© 2004 Ed Lazowska & Hank Levy

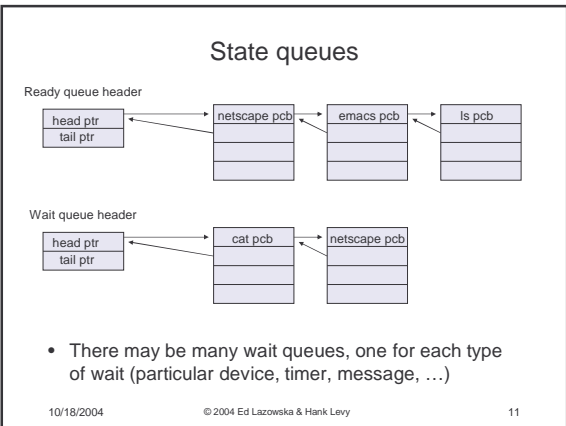
6



- ### PCB
- The PCB is a data structure with many, many fields:
 - process ID (PID)
 - execution state
 - program counter, stack pointer, registers
 - memory management info
 - UNIX username of owner
 - scheduling priority
 - accounting info
 - pointers into state queues
 - In linux:
 - defined in `task_struct` (`include/linux/sched.h`)
 - over 95 fields!!!
- 10/18/2004 © 2004 Ed Lazowska & Hank Levy 8

- ### PCBs and hardware state
- When a process is running, its hardware state is inside the CPU
 - PC, SP, registers
 - CPU contains current values
 - When the OS stops running a process (puts it in the waiting state), it saves the registers' values in the PCB
 - when the OS puts the process in the running state, it loads the hardware registers from the values in that process's PCB
 - The act of switching the CPU from one process to another is called a **context switch**
 - timesharing systems may do 100s or 1000s of switches/sec.
 - takes about 5 microseconds on today's hardware
- 10/18/2004 © 2004 Ed Lazowska & Hank Levy 9

- ### State queues
- The OS maintains a collection of queues that represent the state of all processes in the system
 - typically one queue for each state
 - e.g., ready, waiting, ...
 - each PCB is queued onto a state queue according to the current state of the process it represents
 - as a process changes state, its PCB is unlinked from one queue, and linked onto another
 - *Once again, this is just as straightforward as it sounds!* The PCBs are moved between queues, which are represented as linked lists. *There is no magic!*
- 10/18/2004 © 2004 Ed Lazowska & Hank Levy 10



- ### PCBs and state queues
- PCBs are data structures
 - dynamically allocated inside OS memory
 - When a process is created:
 - OS allocates a PCB for it
 - OS initializes PCB
 - OS puts PCB on the correct queue
 - As a process computes:
 - OS moves its PCB from queue to queue
 - When a process is terminated:
 - OS deallocates its PCB
- 10/18/2004 © 2004 Ed Lazowska & Hank Levy 12

Process creation

- One process can create another process
 - creator is called the **parent**
 - created process is called the **child**
 - UNIX: do `ps`, look for PPID field
 - what creates the first process, and when?
- In some systems, parent defines or donates resources and privileges for its children
 - UNIX: child inherits parents userID field, etc.
- when child is created, parent may either wait for it to finish, or it may continue in parallel, or both!

10/18/2004

© 2004 Ed Lazowska & Hank Levy

13

UNIX process creation

- UNIX process creation through `fork()` system call
 - creates and initializes a new PCB
 - creates a new address space
 - initializes new address space with a copy of the entire contents of the address space of the parent
 - initializes kernel resources of new process with resources of parent (e.g., open files)
 - places new PCB on the ready queue
- the `fork()` system call returns twice
 - once into the parent, and once into the child
 - returns the child's PID to the parent
 - returns 0 to the child

10/18/2004

© 2004 Ed Lazowska & Hank Levy

14

fork()

```
int main(int argc, char **argv)
{
    char *name = argv[0];
    int child_pid = fork();
    if (child_pid == 0) {
        printf("Child of %s is %d\n",
            name, child_pid);
        return 0;
    } else {
        printf("My child is %d\n", child_pid);
        return 0;
    }
}
```

10/18/2004

© 2004 Ed Lazowska & Hank Levy

15

output

```
spinlock% gcc -o testparent testparent.c
spinlock% ./testparent
My child is 486
Child of testparent is 0
spinlock% ./testparent
Child of testparent is 0
My child is 486
```

10/18/2004

© 2004 Ed Lazowska & Hank Levy

16

Exec, vs. fork

- So how do we start a new program, instead of just forking the old program?
 - the `exec()` system call!
 - int `exec(char *prog, char ** argv)`
- `exec()`
 - stops the current process
 - loads program 'prog' into the address space
 - initializes hardware context, args for new program
 - places PCB onto ready queue
 - note: does not create a new process!
- what does it mean for `exec` to return?
 - what happens if you "exec csh" in your shell?
 - what happens if you "exec ls" in your shell?

10/18/2004

© 2004 Ed Lazowska & Hank Levy

17

UNIX shells

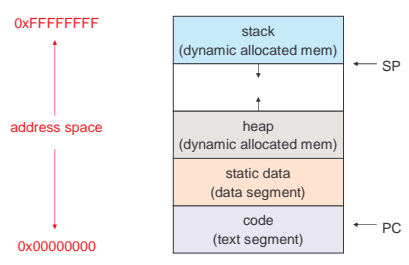
```
int main(int argc, char **argv)
{
    while (1) {
        char *cmd = get_next_command();
        int child_pid = fork();
        if (child_pid == 0) {
            manipulate STDIN/STDOUT/STDERR fd's
            exec(cmd);
            panic("exec failed!");
        } else {
            wait(child_pid);
        }
    }
}
```

10/18/2004

© 2004 Ed Lazowska & Hank Levy

18

A process's address space



10/18/2004

© 2004 Ed Lazowska & Hank Levy

19