

IDC for IEP

Individual Data Collection for Individualized Education Programs

IEP Team


Lane Felker - Interface Maverick



Monique Franklin - IEP Expert Extraordinaire



Kristen Olson - Seal of Approval Stamper



Jessica Wong - Storyboard Styler



What is an IEP?

IEP = Individualized Education Program

- Mandated by the [Individuals with Disabilities Education Act \(IDEA\)](#).
- An IEP defines the individualized objectives of a child who has been found with a disability.
- The IEP must be tailored to the individual student's needs as identified by the IEP evaluation process.

Stakeholders

- Students
- Parents
- Teachers
- School Supervisors



It's complicated.

Jacoby's Story



CHILDREN'S CHARTER



SCHOOL

CHILDREN'S CHARTER
SCHOOL



Ch. Lebin's
El. Mentors
★ ★ ★

Research Time

Teacher Contextual Inquiry



Participants:

- Two Special Education Teachers
- One General Education Teacher

Successful IEP:

- "My experience of really strong IEP's occurs when parents feel empowered to be part of the process."

Tracking Progress:

- "I do everything from writing on sticky notes to writing on masking tape stuck to my leg to using a tablet to record daily observations."
- "A good IEP requires a lot of goals, and if you multiply that by many students it is hard to track all the students in detail."

Parent Contextual Inquiry

Participants:

- Two parents whose children formerly had IEPs
- One parent with two children that currently have IEPs
- One guardian of a student with an IEP

The Process:

- “The lingo and paperwork are confusing, they come with 17 people and you are there by yourself.”

Communication:

- “right now I come in doing all the communications to get information”

Tracking



Original Tasks

Current Tasks:

- Aggregate and collect all IEP information for continuity and stakeholder accessibility.
- Encourage communication between stakeholders.
- Connect with other parents who have children with similar disabilities.

New Tasks:

- Access mini lessons to support the developmental master of IEP tasks.
- Motivational rewards system to encourage students to be active in their IEP.
- IEP videos for parents to understand how to best advocate for their child.

Putting Pen to Paper

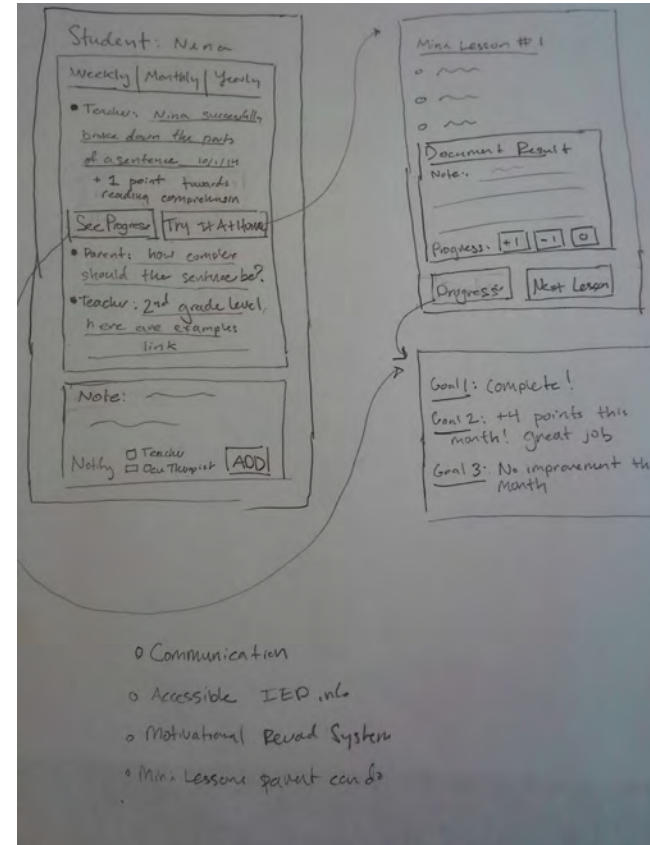
Sketch 1

Main Focus:

- Communication between stakeholders

Key Features:

- Timeline of notes and conversations related to the student's IEP
- Mini Lessons embedded into the notes portal
- Display of current progress towards a goal



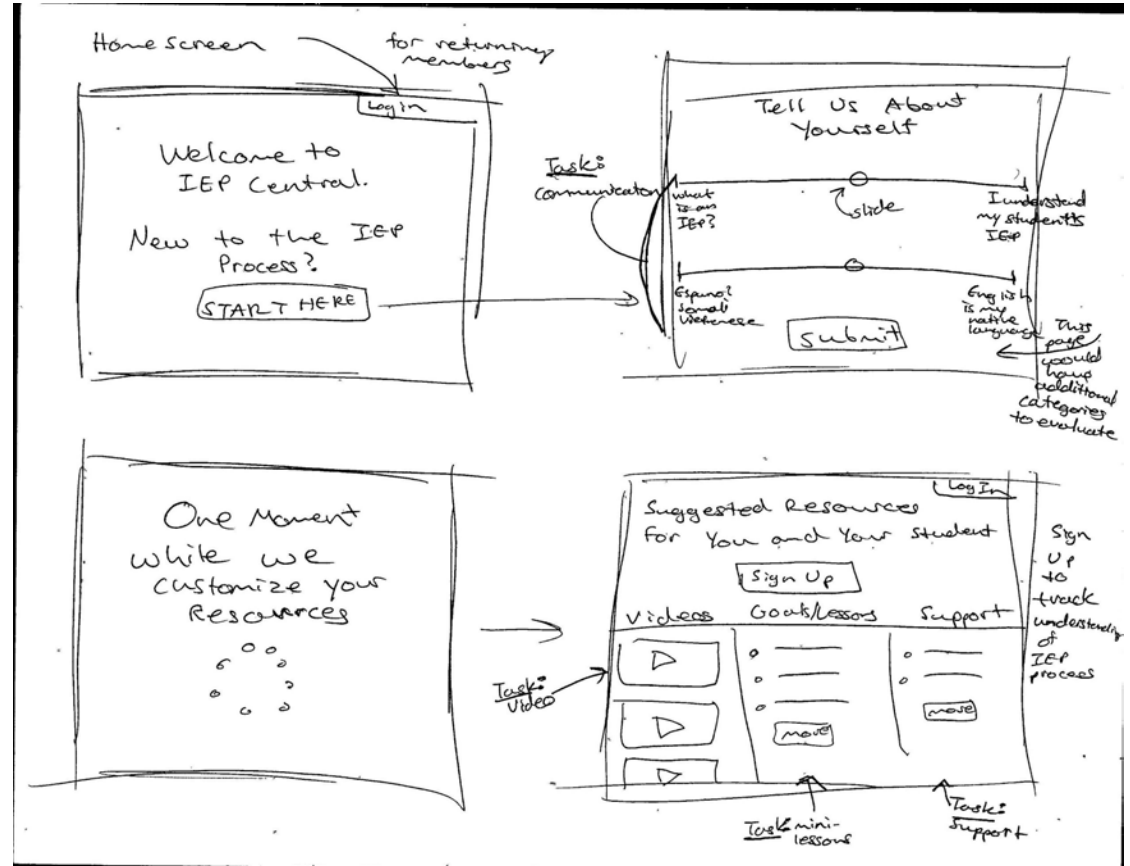
Sketch 2

Main Focus

- Video Tutorials and Customization

Key Features:

- Starting survey assessing current knowledge of the IEP process
- Customization of final profile based on survey
- Accessible support groups and informational videos



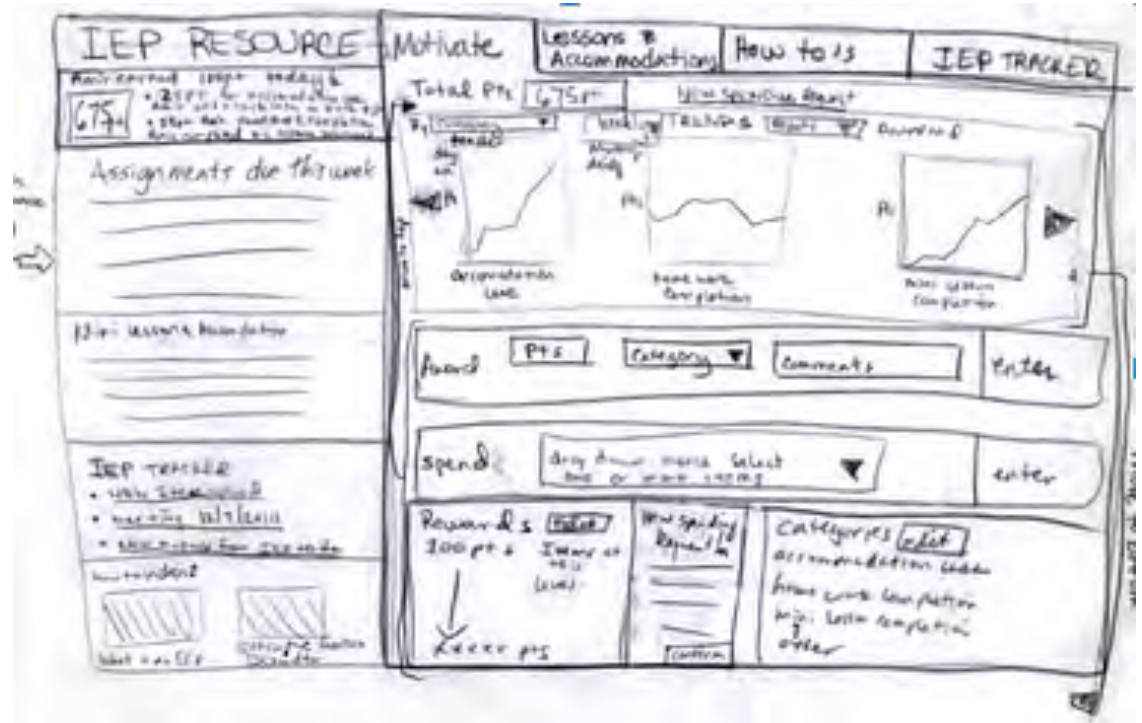
Sketch 3

Main Focus:

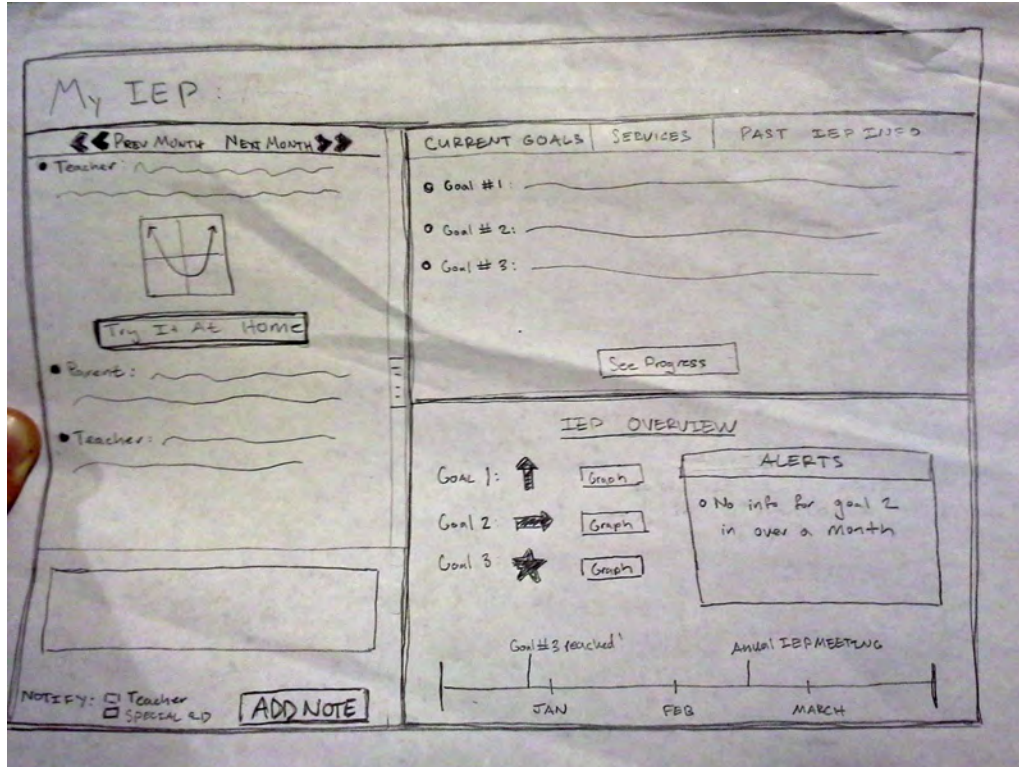
- Student Motivation

Key Features:

- Mini lessons accessible for the student and parent to work on
- Points awarded for completion of task on the website
- Spending points for various rewards



Selected Design and Tasks






Tasks:

- Aggregate and collect all IEP information for stakeholder accessibility and continuity.
- Encourage IEP goals, objective, and student behavioral communication between stakeholders.

- analyze the user
- determine the context
- take about context


Point: what are the requirements? How to validate?

Task: communication, interaction




- determine the context
- determine the user





Mr. Pibb is Tomi's new IEP teacher. Nadia has just moved and needs to show Mr. Pibb Tomi's previous IEP.



It would take forever to go through those boxes.



Nadia remembers that My IEP has all of Tomi's past and current IEP information.



By sharing this information with Mr. Pibb, he is able to view a summary of Tomi's past IEPs...



... View Tomi's accessibility needs ...



... View the work he's done in class and suggestions My IEP or other teachers recommended for him.




Ms. T's student, Julia, has an IEP. Ms. T helps with her IEP goals by using clip-e.




Clip-e allows Ms. T to record when Julia is progressing towards her goal.



While in the teacher's lounge, Julia's math teacher, Mr. R, gets an update on his clip-e that Julia improved on a goal in Ms. T's class.



Mr. R gives Julia a thumbs up to congratulate her on her progress.



One of Julia's accommodations in math is extra time on tests. Mr. R can easily implement this accommodation by switching clip-e into timer mode.



All the data from clip-e is synced with Julia's IEP profile for her parent to view in a weekly report. Julia's parent is excited to celebrate her progress!


Latest Design: The Parent View

Main Idea:

- Communication Portal
- Personalized Suggestions and Reports

Key Features

- Access to real-time graphs of goal progress and accommodations provided
- Suggested accommodations and goals given based on current progress
- Current and Past IEP information accessible



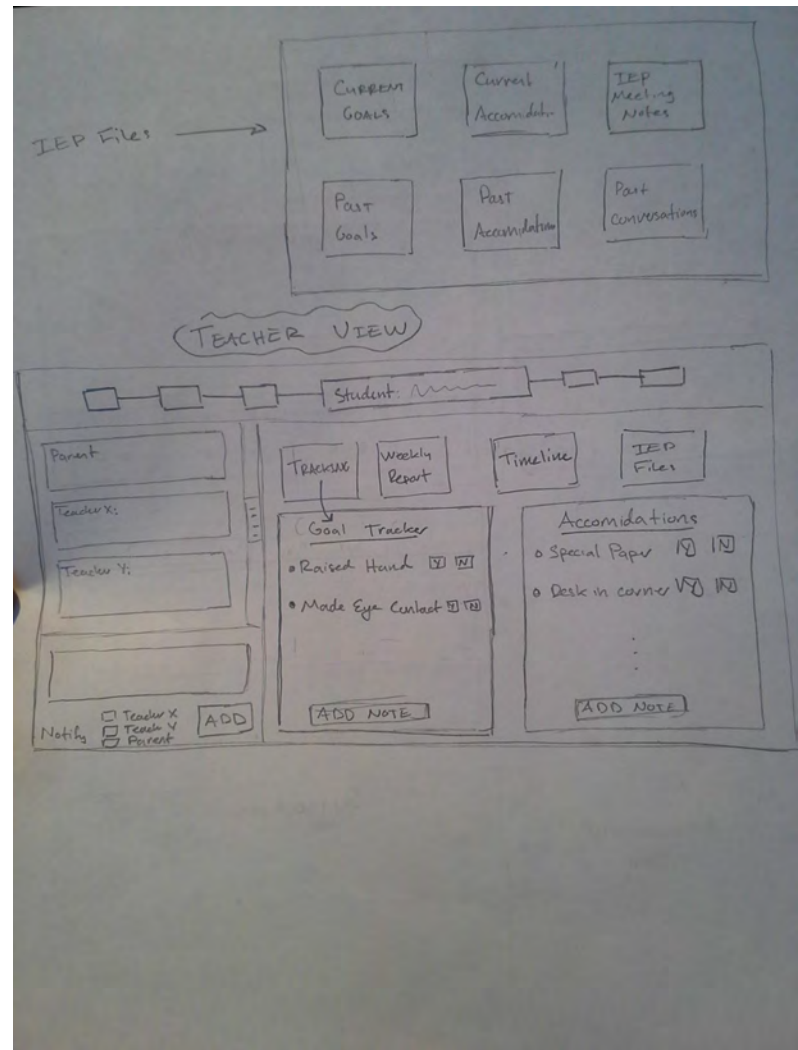
Latest Design: The Teacher View

Main Idea:

- Managing multiple students with IEPs
- Tracking progress and communicating with stakeholders

Key Features:

- Ability to quickly move between students profiles
- Ability to quickly receive necessary information i.e. goals/ accommodations needed for the student
- Ability to track student progress with minimal time commitment



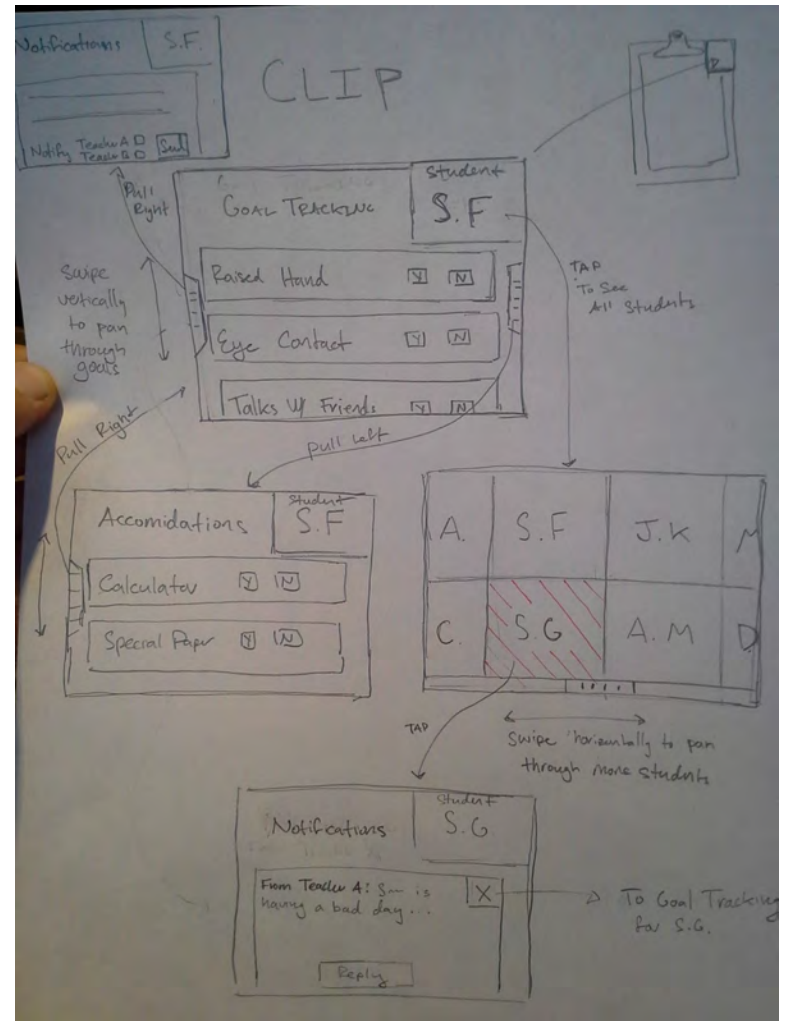
Latest Design: The CLIP

Main Idea:

- Data Collection
- Auto Synchronization

Key Features:

- Easy data entry in the classroom that syncs with the web portal
- Accommodation reminders based on the student's schedule
- Easy communication with other teachers about student's status



Reflections

-Teamwork

-Scope

-Shared Design

Thank you!



Bibliography

Chalkboard Photo

<http://www.hmhco.com/~media/sites/home/Teachers/TopFeatures/bannerKidsChalkboardMath.jpg>

IEP Graph

<http://momsinmotion.net/education-iep/2313008>

Teacher Panel

http://www.practicalmoneyskills.com/images/foreducators/classroom_banner.jpg