

Structs, Modules

CSE 333 Winter 2023

Instructor: Justin Hsia

Teaching Assistants:

Adina Tung

Danny Agustinus

Edward Zhang

James Froelich

Lahari Nidadavolu

Mitchell Levy

Noa Ferman

Patrick Ho

Paul Han

Saket Gollapudi

Sara Deutscher

Tim Mandzyuk

Timmy Yang

Wei Wu

Yiqing Wang

Zhuochun Liu

Relevant Course Information

- ❖ Exercise grades
 - We will be giving “autograder correction” points
 - Regrade requests: open 24 hr after, close 72 hr after release
- ❖ Homework 1 due a week from Thursday
 - You should be well under way now
 - Be sure to read headers *carefully* while implementing
 - Use git add/commit/push regularly to save work – easier to share with partner and course staff
- ❖ Section this week will involve group debugging!
 - Be prepared for drawing memory diagrams and using your terminal

Lecture Outline

- ❖ `structs` and `typedef`
- ❖ Generic Data Structures in C
- ❖ Modules & Interfaces

Structured Data (351 Review)

- ❖ A `struct` is a C datatype that contains a set of fields
 - Similar to a Java class, but with no methods or constructors
 - Useful for defining new structured types of data
 - Behave similarly to primitive variables

- ❖ Generic declaration:

```
struct tagname {  
    type1 name1;  
    ...  
    typeN nameN;  
};
```

```
// the following defines a new  
// structured datatype called  
// a "struct Point"  
struct Point {  
    float x, y;  
};  
  
// declare and initialize a  
// struct Point variable  
struct Point origin = {0.0, 0.0};
```

Using structs (351 Review)

- ❖ Use “.” to refer to a field in a struct
- ❖ Use “->” to refer to a field from a struct pointer
 - Dereferences pointer first, then accesses field

```
struct Point {
    float x, y;
};

int main(int argc, char** argv) {
    struct Point p1 = {0.0, 0.0}; // p1 is stack allocated
    struct Point* p1_ptr = &p1;

    p1.x = 1.0;
    p1_ptr->y = 2.0; // equivalent to (*p1_ptr).y = 2.0;
    return EXIT_SUCCESS;
}
```

simplestruct.c

Copy by Assignment

- ❖ You can assign the value of a struct from a struct of the same type – *this copies the entire contents!*

```
struct Point {
    float x, y;
};

int main(int argc, char** argv) {
    struct Point p1 = {0.0, 2.0};
    struct Point p2 = {4.0, 6.0};

    printf("p1: {%f,%f} p2: {%f,%f}\n", p1.x, p1.y, p2.x, p2.y);
    p2 = p1;
    printf("p1: {%f,%f} p2: {%f,%f}\n", p1.x, p1.y, p2.x, p2.y);
    return EXIT_SUCCESS;
}
```

structassign.c

Typedef (351 Review)

- ❖ Generic format: `typedef type name;`
- ❖ Allows you to define new data type *names/synonyms*
 - Both `type` and `name` are usable and refer to the same type
 - Be careful with pointers – `*` before `name` is part of `type`!

```
// make "superlong" a synonym for "unsigned long long"
typedef unsigned long long superlong;

// make "str" a synonym for "char*"
typedef char *str;

// make "Point" a synonym for "struct point_st { ... }"
// make "PointPtr" a synonym for "struct point_st*"
typedef struct point_st {
    superlong x;
    superlong y;
} Point, *PointPtr; // similar syntax to "int n, *p;"

Point origin = {0, 0};
```

Dynamically-allocated Structs

- ❖ You can **malloc** and **free** structs, just like other data type
 - `sizeof` is particularly helpful here

```
// a complex number is a + bi
typedef struct complex_st {
    double real;    // real component
    double imag;   // imaginary component
} Complex;

Complex* AllocComplex(double real, double imag) {
    Complex* retval = (Complex*) malloc(sizeof(Complex));
    if (retval != NULL) {
        retval->real = real;
        retval->imag = imag;
    }
    return retval;
}
```

complexstruct.c

Structs as Arguments

- ❖ Structs are passed by value, like everything else in C
 - Entire struct is copied – where?
 - To manipulate a struct argument, pass a pointer instead

```
typedef struct point_st {                                     structarg.c
    int x, y;
} Point;

void DoubleXBroken(Point p)    { p.x *= 2; }

void DoubleXWorks(Point* p) { p->x *= 2; }

int main(int argc, char** argv) {
    Point a = {1,1};
    DoubleXBroken(a);
    printf("( %d, %d) \n", a.x, a.y);    // prints: ( 1, 1 )
    DoubleXWorks(&a);
    printf("( %d, %d) \n", a.x, a.y);    // prints: ( 2, 1 )
    return EXIT_SUCCESS;
}
```

Returning Structs

- ❖ Exact method of return depends on calling conventions
 - Often in `%rax` and `%rdx` for small structs
 - Often returned in memory for larger structs

```
// a complex number is a + bi
typedef struct complex_st {
    double real;    // real component
    double imag;   // imaginary component
} Complex;

Complex MultiplyComplex(Complex x, Complex y) {
    Complex retval;

    retval.real = (x.real * y.real) - (x.imag * y.imag);
    retval.imag = (x.imag * y.real) - (x.real * y.imag);
    return retval; // returns a copy of retval
}
```

complexstruct.c



Pass Copy of Struct or Pointer?

- ❖ Value passed: passing a pointer is cheaper and takes less space unless struct is small
- ❖ Field access: indirect accesses through pointers are a bit more expensive and can be harder for compiler to optimize
- ❖ For small structs (like `struct complex_st`), passing a copy of the struct can be faster and often preferred if function only reads data; for large structs use pointers

Check-In Activity

- ❖ Write out a C snippet that:
 - Defines a struct for a linked list node that holds (1) a character pointer and (2) a pointer to an instance of this struct
 - Typedefs the struct as `Node`

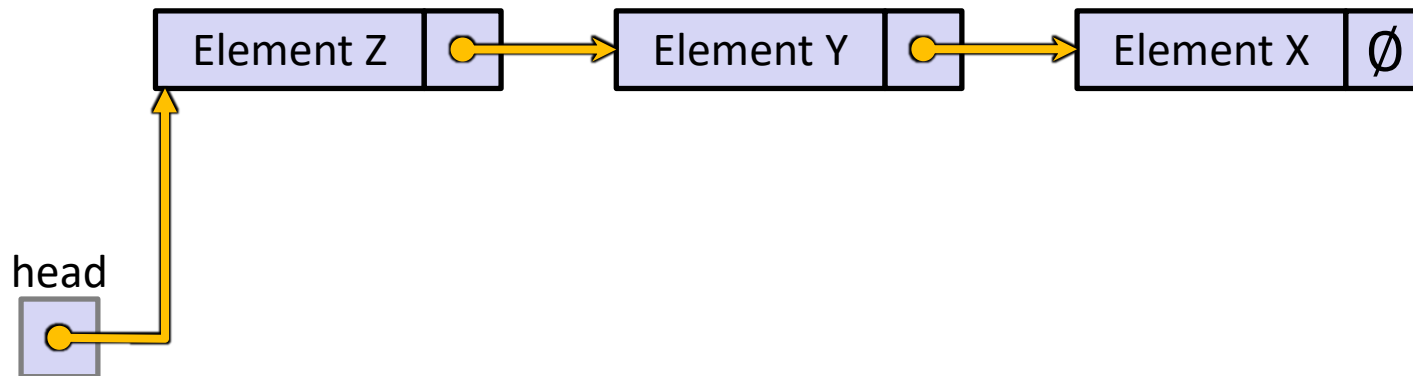
- ❖ Write out the prototype for a function `Pop` that takes the head of a linked list of `Node`, then removes and returns the first node:

Lecture Outline

- ❖ `structs` and `typedef`
- ❖ **Generic Data Structures in C**
- ❖ `Modules & Interfaces`

Simple Linked List in C

- ❖ Each node in a linear, singly-linked list contains:
 - Some element as its payload
 - A pointer to the next node in the linked list
 - This pointer is `NULL` (or some other indicator) in the last node in the list

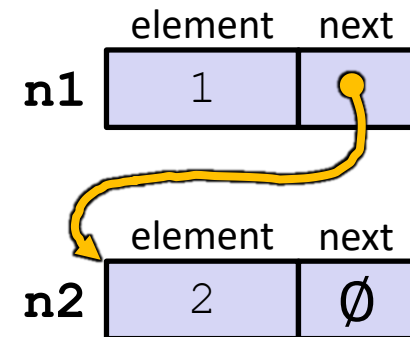


Linked List Node

- ❖ Let's represent a linked list node with a struct
 - For now, assume each element is an `int`

```
typedef struct node_st {  
    int element;  
    struct node_st* next;  
} Node;  
  
int main(int argc, char** argv) {  
    Node n1, n2;  
  
    n1.element = 1;  
    n1.next = &n2;  
    n2.element = 2;  
    n2.next = NULL;  
    return EXIT_SUCCESS;  
}
```

manual_list.c



Push Onto List

Arrow points to
next instruction.

```
typedef struct node_st {
    int element;
    struct node_st* next;
} Node;

Node* Push(Node* head, int e) {
    Node* n = (Node*) malloc(sizeof(Node));
    assert(n != NULL); // crashes if false
    n->element = e;
    n->next = head;
    return n;
}

int main(int argc, char** argv) {
    Node* list = NULL;
    list = Push(list, 1);
    list = Push(list, 2);
    return EXIT_SUCCESS;
}
```

(main) list



push_list.c


Push Onto List


Arrow points to
next instruction.

```
typedef struct node_st {
    int element;
    struct node_st* next;
} Node;

Node* Push(Node* head, int e) {
    Node* n = (Node*) malloc(sizeof(Node));
    assert(n != NULL); // crashes if false
    n->element = e;
    n->next = head;
    return n;
}

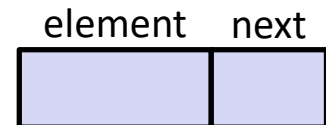
int main(int argc, char** argv) {
    Node* list = NULL;
    list = Push(list, 1);
    list = Push(list, 2);
    return EXIT_SUCCESS;
}
```

(main) list 

(Push) head 

(Push) e 

(Push) n 



push_list.c

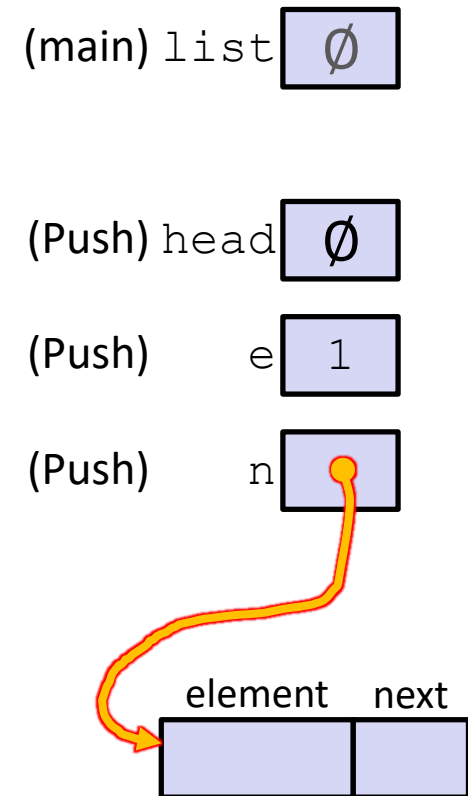
Push Onto List

Arrow points to
next instruction.

```
typedef struct node_st {
    int element;
    struct node_st* next;
} Node;

Node* Push(Node* head, int e) {
    Node* n = (Node*) malloc(sizeof(Node));
    assert(n != NULL); // crashes if false
    n->element = e;
    n->next = head;
    return n;
}

int main(int argc, char** argv) {
    Node* list = NULL;
    list = Push(list, 1);
    list = Push(list, 2);
    return EXIT_SUCCESS;
}
```



push_list.c

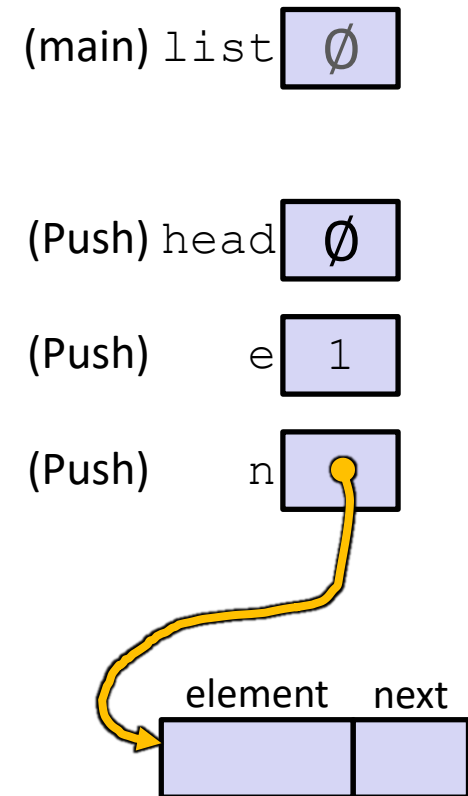
Push Onto List

Arrow points to
next instruction.

```
typedef struct node_st {
    int element;
    struct node_st* next;
} Node;

Node* Push(Node* head, int e) {
    Node* n = (Node*) malloc(sizeof(Node));
    assert(n != NULL); // crashes if false
    n->element = e;
    n->next = head;
    return n;
}

int main(int argc, char** argv) {
    Node* list = NULL;
    list = Push(list, 1);
    list = Push(list, 2);
    return EXIT_SUCCESS;
}
```



push_list.c

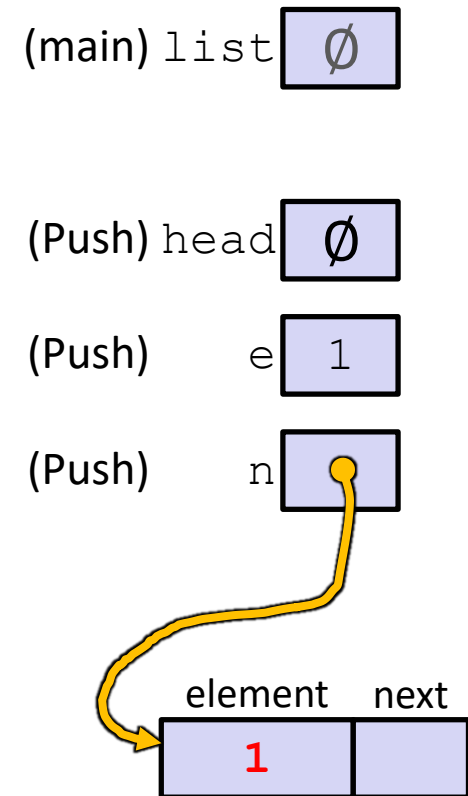
Push Onto List

Arrow points to
next instruction.

```
typedef struct node_st {
    int element;
    struct node_st* next;
} Node;

Node* Push(Node* head, int e) {
    Node* n = (Node*) malloc(sizeof(Node));
    assert(n != NULL); // crashes if false
    n->element = e;
    n->next = head;
    return n;
}

int main(int argc, char** argv) {
    Node* list = NULL;
    list = Push(list, 1);
    list = Push(list, 2);
    return EXIT_SUCCESS;
}
```



push_list.c

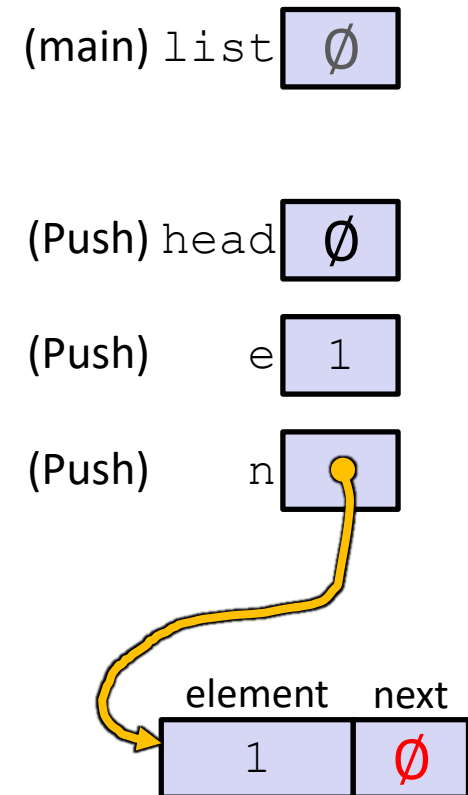
Push Onto List

Arrow points to
next instruction.

```
typedef struct node_st {
    int element;
    struct node_st* next;
} Node;

Node* Push(Node* head, int e) {
    Node* n = (Node*) malloc(sizeof(Node));
    assert(n != NULL); // crashes if false
    n->element = e;
    n->next = head;
    return n;
}

int main(int argc, char** argv) {
    Node* list = NULL;
    list = Push(list, 1);
    list = Push(list, 2);
    return EXIT_SUCCESS;
}
```



push_list.c

Push Onto List

Arrow points to
next instruction.

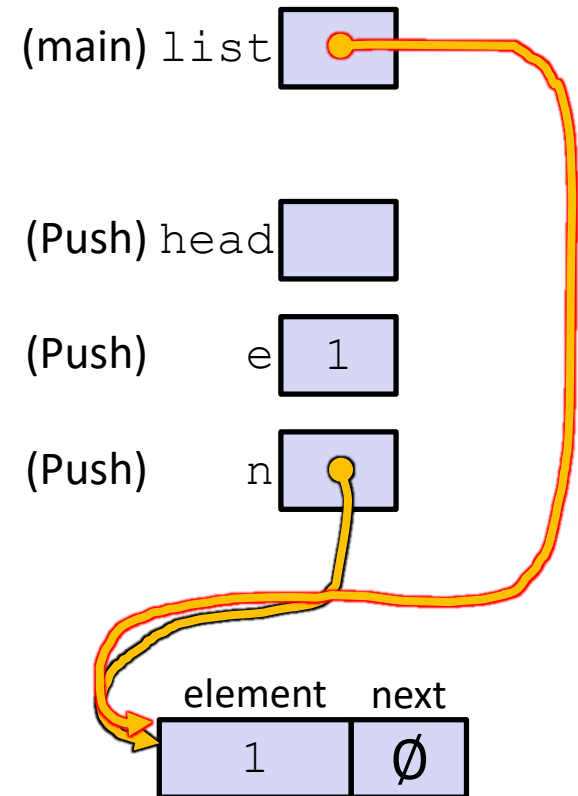
```

typedef struct node_st {
    int element;
    struct node_st* next;
} Node;

Node* Push(Node* head, int e) {
    Node* n = (Node*) malloc(sizeof(Node));
    assert(n != NULL); // crashes if false
    n->element = e;
    n->next = head;
    return n;
}

int main(int argc, char** argv) {
    Node* list = NULL;
    list = Push(list, 1);
    list = Push(list, 2);
    return EXIT_SUCCESS;
}

```



push_list.c

Push Onto List

Arrow points to
next instruction.

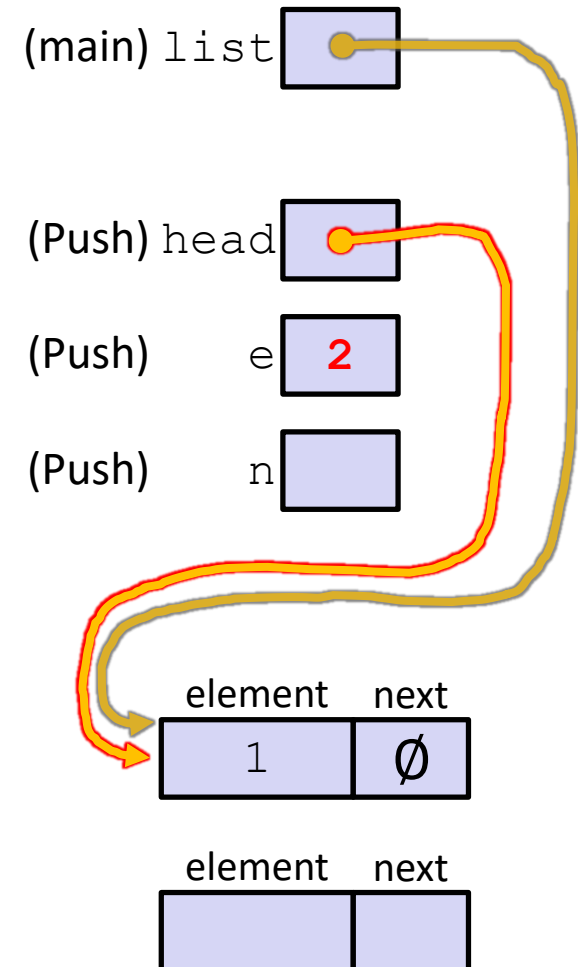
```

typedef struct node_st {
    int element;
    struct node_st* next;
} Node;

Node* Push(Node* head, int e) {
    Node* n = (Node*) malloc(sizeof(Node));
    assert(n != NULL); // crashes if false
    n->element = e;
    n->next = head;
    return n;
}

int main(int argc, char** argv) {
    Node* list = NULL;
    list = Push(list, 1);
    list = Push(list, 2);
    return EXIT_SUCCESS;
}

```



push_list.c

Push Onto List

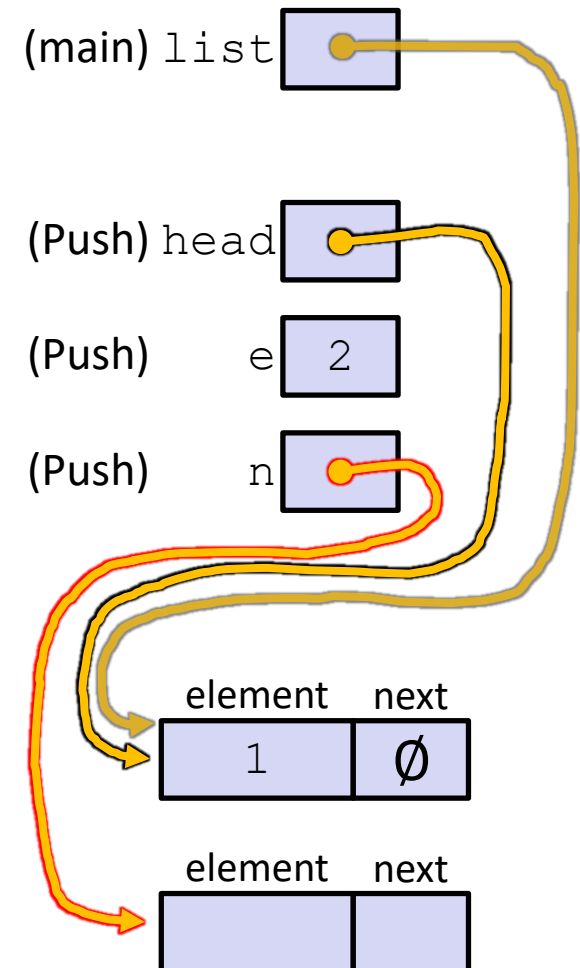
Arrow points to
next instruction.

```
typedef struct node_st {
    int element;
    struct node_st* next;
} Node;

Node* Push(Node* head, int e) {
    Node* n = (Node*) malloc(sizeof(Node));
    assert(n != NULL); // crashes if false
    n->element = e;
    n->next = head;
    return n;
}

int main(int argc, char** argv) {
    Node* list = NULL;
    list = Push(list, 1);
    list = Push(list, 2);
    return EXIT_SUCCESS;
}
```

push_list.c



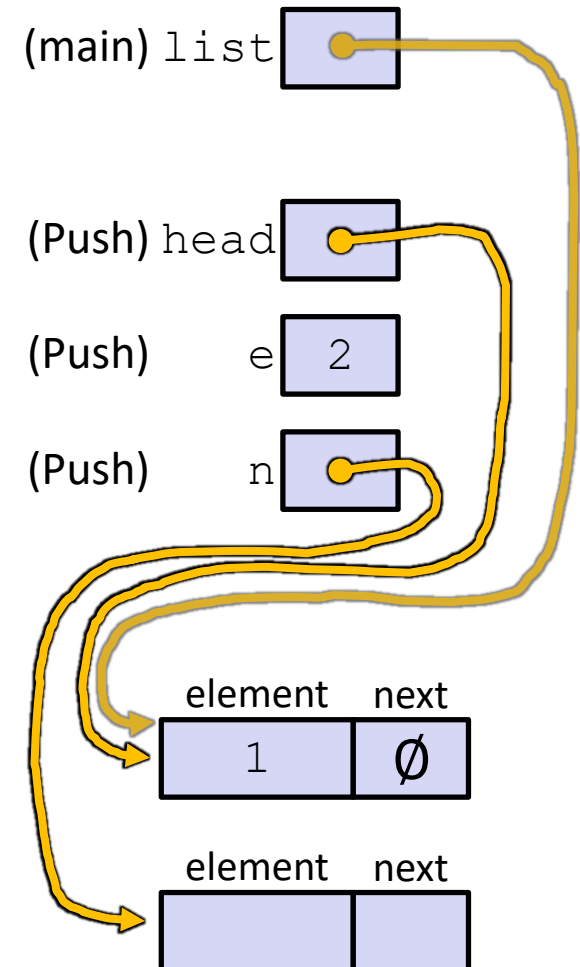
Push Onto List

Arrow points to
next instruction.

```
typedef struct node_st {
    int element;
    struct node_st* next;
} Node;

Node* Push(Node* head, int e) {
    Node* n = (Node*) malloc(sizeof(Node));
    assert(n != NULL); // crashes if false
    n->element = e;
    n->next = head;
    return n;
}

int main(int argc, char** argv) {
    Node* list = NULL;
    list = Push(list, 1);
    list = Push(list, 2);
    return EXIT_SUCCESS;
}
```



push_list.c

Push Onto List

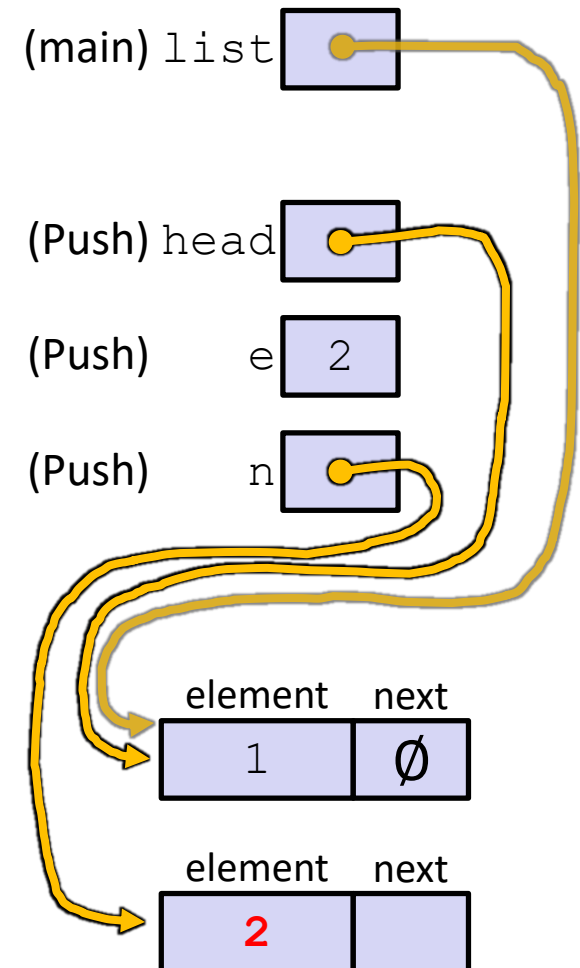
Arrow points to
next instruction.

```
typedef struct node_st {
    int element;
    struct node_st* next;
} Node;

Node* Push(Node* head, int e) {
    Node* n = (Node*) malloc(sizeof(Node));
    assert(n != NULL); // crashes if false
    n->element = e;
    n->next = head;
    return n;
}

int main(int argc, char** argv) {
    Node* list = NULL;
    list = Push(list, 1);
    list = Push(list, 2);
    return EXIT_SUCCESS;
}
```

push_list.c



Push Onto List

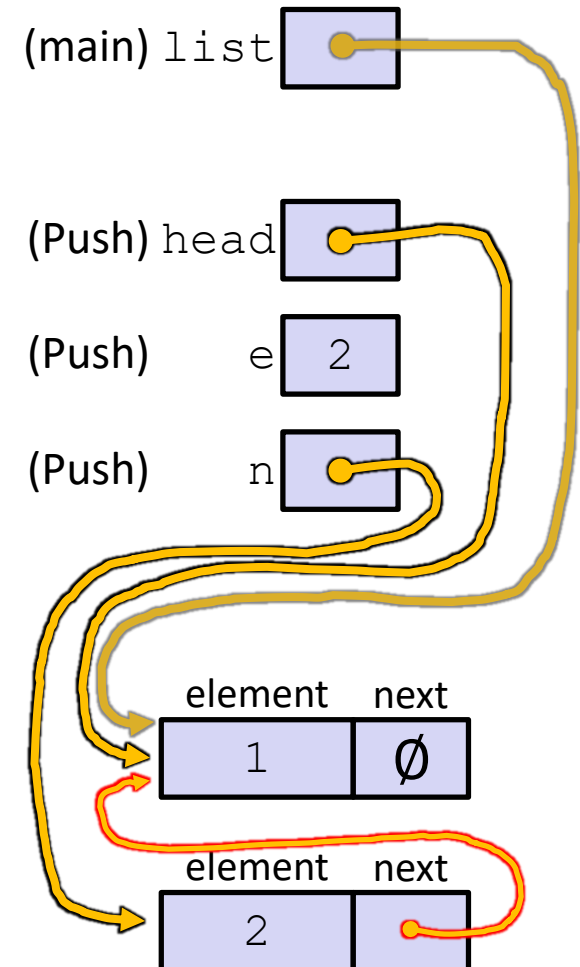
Arrow points to
next instruction.

```
typedef struct node_st {
    int element;
    struct node_st* next;
} Node;

Node* Push(Node* head, int e) {
    Node* n = (Node*) malloc(sizeof(Node));
    assert(n != NULL); // crashes if false
    n->element = e;
    n->next = head;
    return n;
}

int main(int argc, char** argv) {
    Node* list = NULL;
    list = Push(list, 1);
    list = Push(list, 2);
    return EXIT_SUCCESS;
}
```

push_list.c



Push Onto List

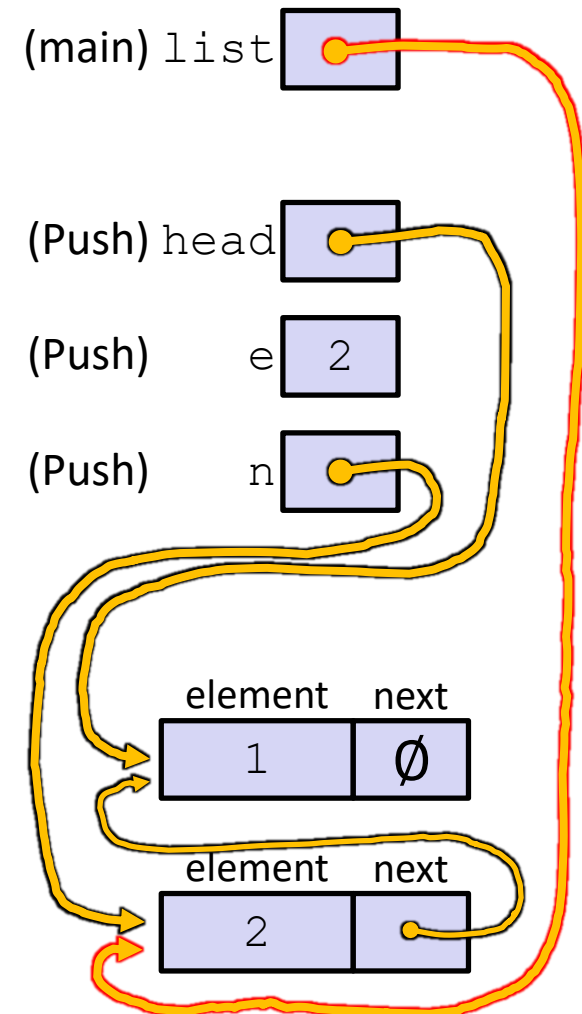
Arrow points to
next instruction.

```
typedef struct node_st {
    int element;
    struct node_st* next;
} Node;

Node* Push(Node* head, int e) {
    Node* n = (Node*) malloc(sizeof(Node));
    assert(n != NULL); // crashes if false
    n->element = e;
    n->next = head;
    return n;
}

int main(int argc, char** argv) {
    Node* list = NULL;
    list = Push(list, 1);
    list = Push(list, 2);
    return EXIT_SUCCESS;
}
```

push_list.c



Push Onto List

Arrow points to
next instruction.

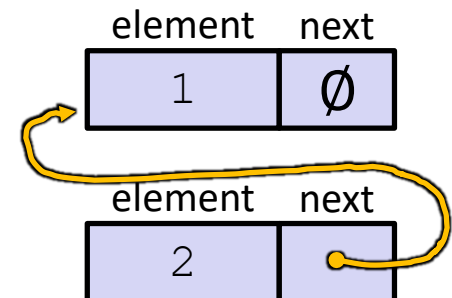
```
typedef struct node_st {
    int element;
    struct node_st* next;
} Node;

Node* Push(Node* head, int e) {
    Node* n = (Node*) malloc(sizeof(Node));
    assert(n != NULL); // crashes if false
    n->element = e;
    n->next = head;
    return n;
}

int main(int argc, char** argv) {
    Node* list = NULL;
    list = Push(list, 1);
    list = Push(list, 2);
    return EXIT_SUCCESS;
}
```



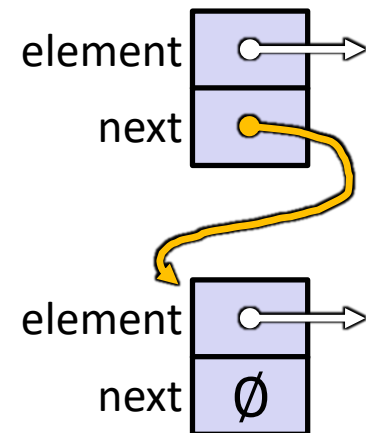
push_list.c



A Generic Linked List

- ❖ Let's generalize the linked list element type
 - Let customer decide type (instead of always `int`)
 - Idea: let them use a generic pointer (*i.e.*, a `void*`)

```
typedef struct node_st {  
    void* element;  
    struct node_st* next;  
} Node;  
  
Node* Push(Node* head, void* e) {  
    Node* n = (Node*) malloc(sizeof(Node));  
    assert(n != NULL); // crashes if false  
    n->element = e;  
    n->next = head;  
    return n;  
}
```



Using a Generic Linked List

- ❖ Type casting needed to deal with `void*` (raw address)
 - Before pushing, need to convert to `void*`
 - Convert back to data type when accessing

```
typedef struct node_st {
    void* element;
    struct node_st* next;
} Node;

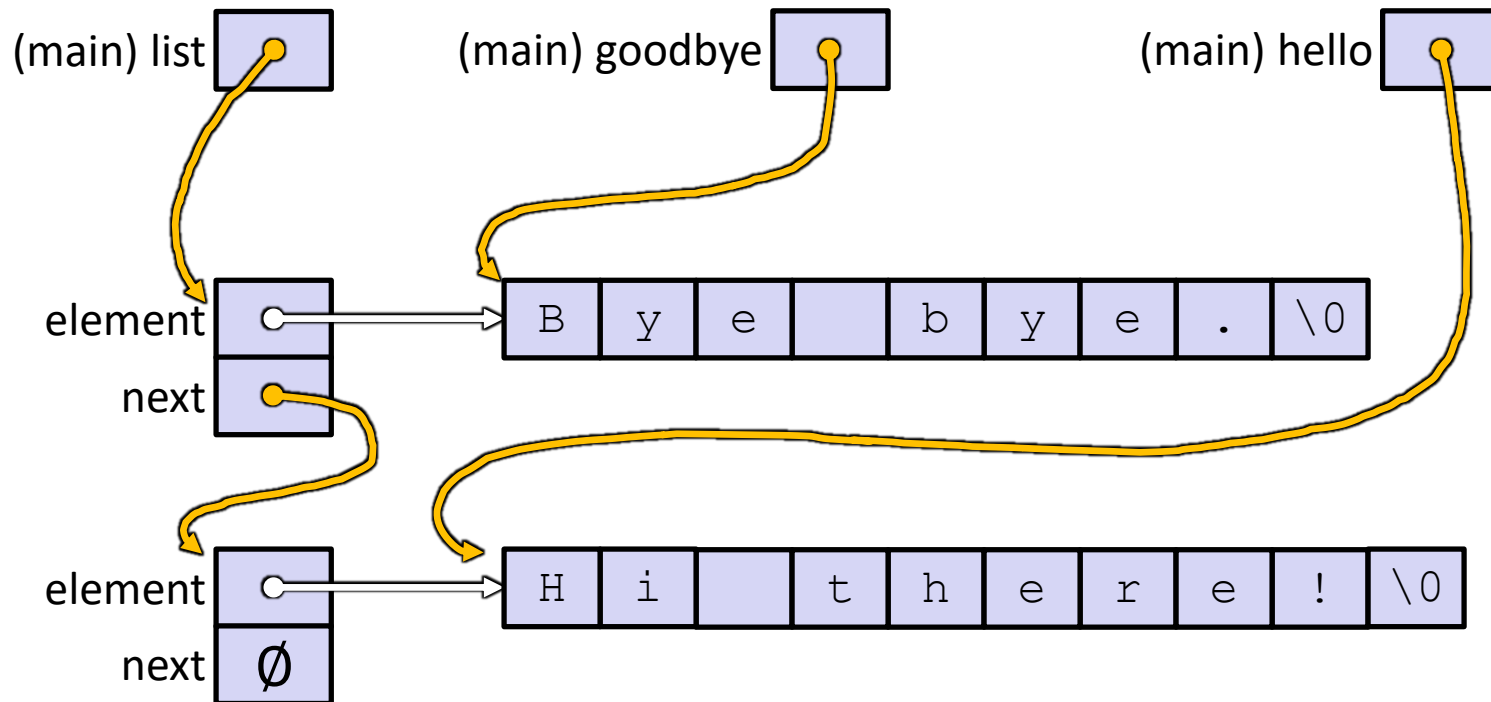
Node* Push(Node* head, void* e);    // assume last slide's code

int main(int argc, char** argv) {
    char* hello = "Hi there!";
    char* goodbye = "Bye bye.";
    Node* list = NULL;

    list = Push(list, (void*) hello);
    list = Push(list, (void*) goodbye);
    printf("payload: '%s'\n", (char*) ((list->next)->element) );
    return EXIT_SUCCESS;
}
```

manual_list_void.c

Resulting Memory Diagram




What would happen if we execute `*(list->next) = *list`?

Something's Fishy...

- ❖ A (benign) memory leak!

```
int main(int argc, char** argv) {  
    char* hello = "Hi there!";  
    char* goodbye = "Bye bye."  
    Node* list = NULL;  
  
    list = Push(list, (void*) hello);  
    list = Push(list, (void*) goodbye);  
    return EXIT_SUCCESS;  
}
```



- ❖ Try running with Valgrind:

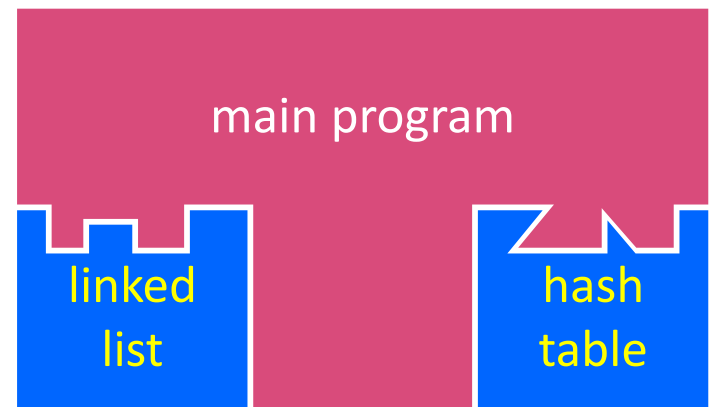
```
$ gcc -Wall -g -o manual_list_void manual_list_void.c  
$ valgrind --leak-check=full ./manual_list_void
```

Lecture Outline

- ❖ `structs` and `typedef`
- ❖ Generic Data Structures in C
- ❖ **Modules & Interfaces**

Multi-File C Programs

- ❖ Let's create a linked list *module*
 - A module is a self-contained piece of an overall program
 - Has externally visible functions that customers can invoke
 - Has externally visible `typedefs`, and perhaps global variables, that customers can use
 - May have internal functions, `typedefs`, or global variables that customers should *not* look at
 - Can be developed independently and re-used in different projects
- ❖ The module's *interface* is its set of public functions, `typedefs`, and global variables



C Header Files

- ❖ **Header:** a file whose only purpose is to be `#include`'d
 - Generally has a filename `.h` extension
 - Holds the variables, types, and function prototype declarations that make up the interface to a module
 - There are `<system-defined>` and "programmer-defined" headers
- ❖ **Main Idea:**
 - Every `name.c` is intended to be a module that has a `name.h`
 - `name.h` declares the interface to that module
 - Other modules can use `name` by `#include-ing` `name.h`
 - They should assume as little as possible about the implementation in `name.c`



C Module Conventions (1 of 2)

❖ File contents:

- `.h` files only contain *declarations*, never *definitions*
- `.c` files never contain prototype declarations for functions that are intended to be exported through the module interface
- Public-facing functions are `ModuleName_FunctionName()` and take a pointer to “`this`” as their first argument

❖ Including:

- **NEVER** `#include` a `.c` file – only `#include .h` files
- `#include` all of headers you reference, even if another header (transitively) includes some of them

❖ Compiling:

- Any `.c` file with an associated `.h` file should be able to be compiled (together via `#include`) into a `.o` file



C Module Conventions (2 of 2)

❖ Commenting:

- If a function is declared in a header file (.h) and defined in a C file (.c), *the header needs full documentation because it is the public specification*
 - Don't copy-paste the comment into the C file (don't want two copies that can get out of sync)
- If prototype and implementation are in the same C file:
 - School of thought #1: Full comment on the prototype at the top of the file, no comment (or “declared above”) on code
 - School of thought #2: Prototype is for the compiler and doesn't need comment; comment the code to keep them together

e.g., 333
project code

Extra Exercise #1

- ❖ Write a program that defines:
 - A new structured type Point
 - Represent it with `floats` for the x and y coordinates
 - A new structured type Rectangle
 - Assume its sides are parallel to the x-axis and y-axis
 - Represent it with the bottom-left and top-right Points
 - A function that computes and returns the area of a Rectangle
 - A function that tests whether a Point is inside of a Rectangle

Extra Exercise #2

- ❖ Implement `AllocSet()` and `FreeSet()`
 - `AllocSet()` needs to use `malloc` twice: once to allocate a new `ComplexSet` and once to allocate the “points” field inside it
 - `FreeSet()` needs to use `free` twice

```
typedef struct complex_st {
    double real;    // real component
    double imag;   // imaginary component
} Complex;

typedef struct complex_set_st {
    double    num_points_in_set;
    Complex* points;    // an array of Complex
} ComplexSet;

ComplexSet* AllocSet(Complex c_arr[], int size);
void FreeSet(ComplexSet* set);
```


Extra Exercise #3

- ❖ Implement and test a binary search tree
 - https://en.wikipedia.org/wiki/Binary_search_tree
 - Don't worry about making it balanced
 - Implement key insert() and lookup() functions
 - Bonus: implement a key delete() function
 - Implement it as a C module
 - `bst.c`, `bst.h`
 - Implement `test_bst.c`
 - Contains `main()` and tests out your BST

Extra Exercise #4

- ❖ Implement a Complex number module
 - `complex.c, complex.h`
 - Includes a typedef to define a complex number
 - $a + bi$, where `a` and `b` are `doubles`
 - Includes functions to:
 - add, subtract, multiply, and divide complex numbers
 - Implement a test driver in `test_complex.c`
 - Contains `main()`