

Structs, Modules

CSE 333 Spring 2023

Instructor: Chris Thachuk

Teaching Assistants:

Byron Jin

Deeksha Vatswani

Humza Lala

Noa Ferman

Seulchan (Paul) Han

Tim Mandzyuk

CJ Reith

Edward Zhang

Lahari Nidadavolu

Saket Gollapudi

Timmy Yang

Wui Wu

Relevant Course Information (1/2)

- ❖ Exercises
 - Exercise 2 is out
 - Exercise 1 grades released tonight or tomorrow
 - Regrade requests: open 24 hr after, close 72 hr after release
- ❖ Homework 0 due tonight *by 11:59pm*

Relevant Course Information (2/2)

- ❖ Homework 1 out tomorrow morning, due a week from Thursday
 - Be sure to read headers *carefully* while implementing
 - Use git add/commit/push regularly to save work – easier to share with partner and course staff
- ❖ Section this week will involve group debugging!
 - Be prepared for drawing memory diagrams and using your terminal

Lecture Outline

- ❖ `structs` and `typedef`
- ❖ Generic Data Structures in C
- ❖ Modules & Interfaces

Structured Data (351 Review)

- ❖ A `struct` is a C datatype that contains a set of fields
 - Similar to a Java class, but with no methods or constructors
 - Useful for defining new structured types of data
 - Behave similarly to primitive variables

- ❖ Generic declaration:

```
struct tagname {  
    type1 name1;  
    ...  
    typeN nameN;  
};
```

```
// the following defines a new  
// structured datatype called  
// a "struct Point"  
struct Point {  
    float x, y;  
};  
  
// declare and initialize a  
// struct Point variable  
struct Point origin = {0.0, 0.0};
```

Using structs (351 Review)

- ❖ Use “.” to refer to a field in a struct
- ❖ Use “->” to refer to a field from a struct pointer
 - Dereferences pointer first, then accesses field

```
struct Point {  
    float x, y;  
};  
  
int main(int argc, char** argv) {  
    struct Point p1 = {0.0, 0.0}; // p1 is stack allocated  
    struct Point* p1_ptr = &p1;  
  
    p1.x = 1.0;  
    p1_ptr->y = 2.0; // equivalent to (*p1_ptr).y = 2.0;  
    return EXIT_SUCCESS;  
}
```

simplestruct.c

Copy by Assignment

- ❖ You can assign the value of a struct from a struct of the same type – *this copies the entire contents!*

```
struct Point {
    float x, y;
};

int main(int argc, char** argv) {
    struct Point p1 = {0.0, 2.0};
    struct Point p2 = {4.0, 6.0};

    printf("p1: {%f,%f} p2: {%f,%f}\n", p1.x, p1.y, p2.x, p2.y);
    p2 = p1;
    printf("p1: {%f,%f} p2: {%f,%f}\n", p1.x, p1.y, p2.x, p2.y);
    return EXIT_SUCCESS;
}
```

structassign.c

Typedef (351 Review)

- ❖ Generic format: `typedef type name;`
- ❖ Allows you to define new data type *names/synonyms*
 - Both `type` and `name` are usable and refer to the same type
 - Be careful with pointers – `*` before `name` is part of `type`!

```
// make "superlong" a synonym for "unsigned long long"
typedef unsigned long long superlong;

// make "str" a synonym for "char*"
typedef char *str;

// make "Point" a synonym for "struct point_st { ... }"
// make "PointPtr" a synonym for "struct point_st*"
typedef struct point_st {
    superlong x;
    superlong y;
} Point, *PointPtr; // similar syntax to "int n, *p;"

Point origin = {0, 0};
```


Dynamically-allocated Structs

- ❖ You can **malloc** and **free** structs, just like other data type
 - `sizeof` is particularly helpful here

```
// a complex number is a + bi
typedef struct complex_st {
    double real;    // real component
    double imag;   // imaginary component
} Complex;

Complex* AllocComplex(double real, double imag) {
    Complex* retval = (Complex*) malloc(sizeof(Complex));
    if (retval != NULL) {
        retval->real = real;
        retval->imag = imag;
    }
    return retval;
}
```

complexstruct.c

Structs as Arguments

- ❖ Structs are passed by value, like everything else in C
 - Entire struct is copied – where?
 - To manipulate a struct argument, pass a pointer instead

```
typedef struct point_st {                               structarg.c
    int x, y;
} Point;

void DoubleXBroken(Point p)    { p.x *= 2; }

void DoubleXWorks(Point* p) { p->x *= 2; }

int main(int argc, char** argv) {
    Point a = {1,1};
    DoubleXBroken(a);
    printf("( %d, %d) \n", a.x, a.y);    // prints: ( 1, 1 )
    DoubleXWorks(&a);
    printf("( %d, %d) \n", a.x, a.y);    // prints: ( 2, 2 )
    return EXIT_SUCCESS;
}
```

Returning Structs

- ❖ Exact method of return depends on calling conventions
 - Often in `%rax` and `%rdx` for small structs
 - Often returned in memory for larger structs

```
// a complex number is a + bi
typedef struct complex_st {
    double real;    // real component
    double imag;   // imaginary component
} Complex;

Complex MultiplyComplex(Complex x, Complex y) {
    Complex retval;

    retval.real = (x.real * y.real) - (x.imag * y.imag);
    retval.imag = (x.imag * y.real) - (x.real * y.imag);
    return retval; // returns a copy of retval
}
```

`complexstruct.c`



Pass Copy of Struct or Pointer?

- ❖ Value passed: passing a pointer is cheaper and takes less space unless struct is small
- ❖ Field access: indirect accesses through pointers are a bit more expensive and can be harder for compiler to optimize
- ❖ For small structs (like `struct complex_st`), passing a copy of the struct can be faster and often preferred if function only reads data; for large structs use pointers

Check-In Activity

- ❖ Write out a C snippet that:
 - Defines a struct for a linked list node that holds (1) a character pointer and (2) a pointer to an instance of this struct
 - Typedefs the struct as `Node`

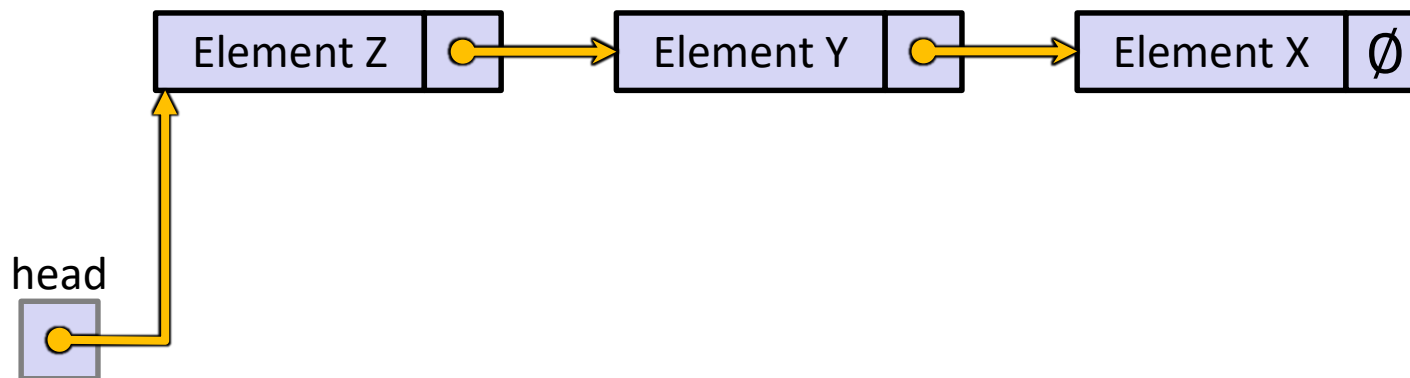
- ❖ Write out the prototype for a function `Pop` that takes the head of a linked list of `Node`, then removes and returns the first node:

Lecture Outline

- ❖ `structs` and `typedef`
- ❖ **Generic Data Structures in C**
- ❖ `Modules & Interfaces`

Simple Linked List in C

- ❖ Each node in a linear, singly-linked list contains:
 - Some element as its payload
 - A pointer to the next node in the linked list
 - This pointer is `NULL` (or some other indicator) in the last node in the list



Linked List Node

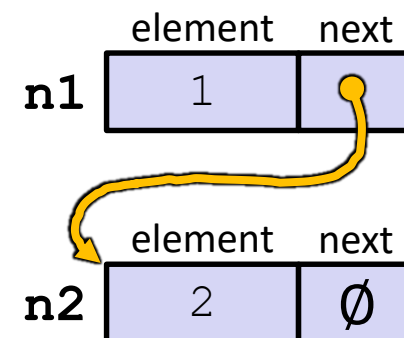
- ❖ Let's represent a linked list node with a struct
 - For now, assume each element is an `int`

```
typedef struct node_st {
    int element;
    struct node_st* next;
} Node;

int main(int argc, char** argv) {
    Node n1, n2;

    n1.element = 1;
    n1.next = &n2;
    n2.element = 2;
    n2.next = NULL;
    return EXIT_SUCCESS;
}
```

manual_list.c



Push Onto List

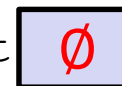
Arrow points to
next instruction.

```
typedef struct node_st {
    int element;
    struct node_st* next;
} Node;

Node* Push(Node* head, int e) {
    Node* n = (Node*) malloc(sizeof(Node));
    assert(n != NULL); // crashes if false
    n->element = e;
    n->next = head;
    return n;
}

int main(int argc, char** argv) {
    Node* list = NULL;
    list = Push(list, 1);
    list = Push(list, 2);
    return EXIT_SUCCESS;
}
```

(main) list



push_list.c


Push Onto List


Arrow points to
next instruction.

```
typedef struct node_st {
    int element;
    struct node_st* next;
} Node;

Node* Push(Node* head, int e) {
    Node* n = (Node*) malloc(sizeof(Node));
    assert(n != NULL); // crashes if false
    n->element = e;
    n->next = head;
    return n;
}

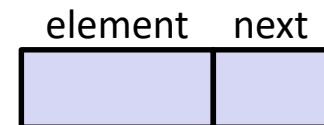
int main(int argc, char** argv) {
    Node* list = NULL;
    list = Push(list, 1);
    list = Push(list, 2);
    return EXIT_SUCCESS;
}
```

(main) list 

(Push) head 

(Push) e 

(Push) n 



push_list.c

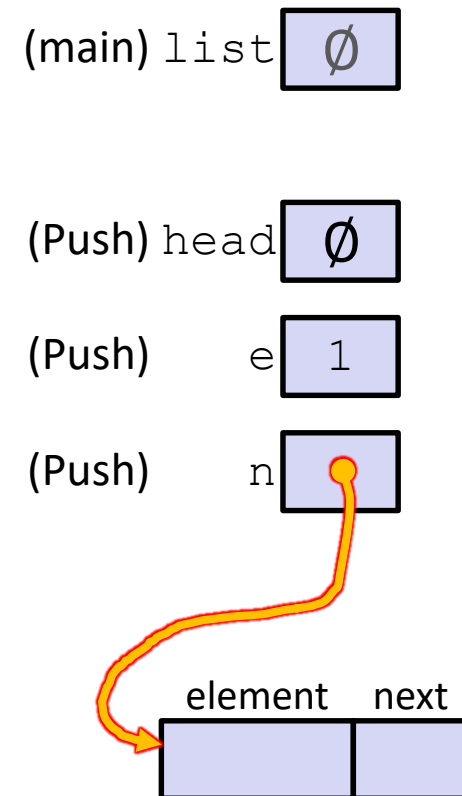
Push Onto List

Arrow points to
next instruction.

```
typedef struct node_st {
    int element;
    struct node_st* next;
} Node;

Node* Push(Node* head, int e) {
    Node* n = (Node*) malloc(sizeof(Node));
    assert(n != NULL); // crashes if false
    n->element = e;
    n->next = head;
    return n;
}

int main(int argc, char** argv) {
    Node* list = NULL;
    list = Push(list, 1);
    list = Push(list, 2);
    return EXIT_SUCCESS;
}
```



push_list.c

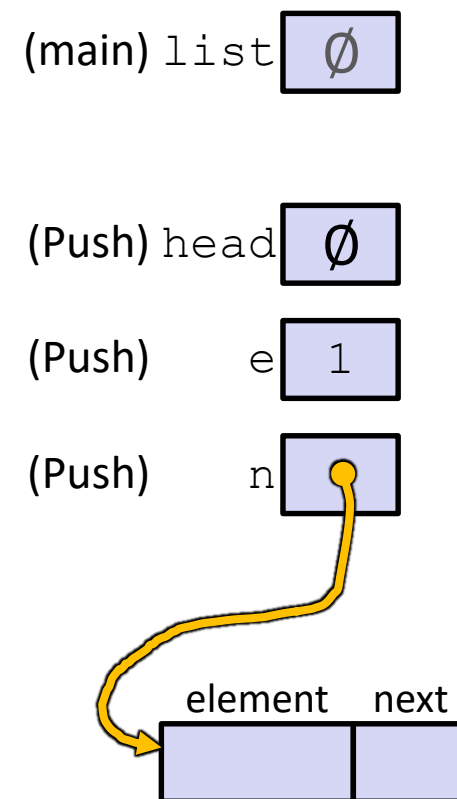
Push Onto List

Arrow points to
next instruction.

```
typedef struct node_st {
    int element;
    struct node_st* next;
} Node;

Node* Push(Node* head, int e) {
    Node* n = (Node*) malloc(sizeof(Node));
    assert(n != NULL); // crashes if false
    n->element = e;
    n->next = head;
    return n;
}

int main(int argc, char** argv) {
    Node* list = NULL;
    list = Push(list, 1);
    list = Push(list, 2);
    return EXIT_SUCCESS;
}
```



push_list.c

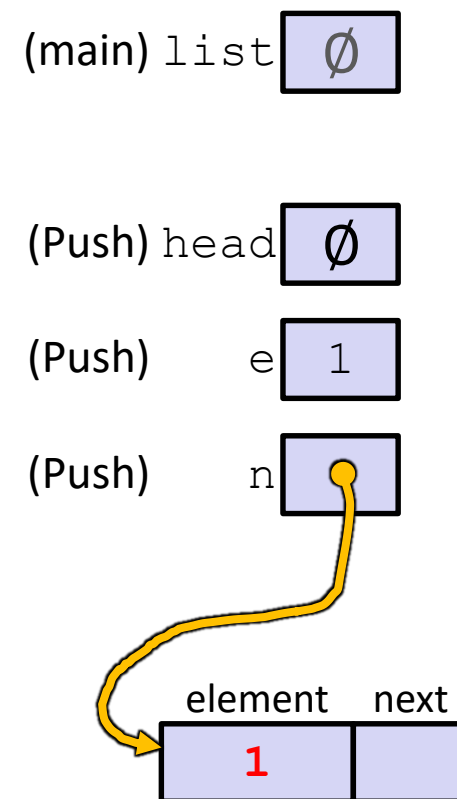
Push Onto List

Arrow points to
next instruction.

```
typedef struct node_st {
    int element;
    struct node_st* next;
} Node;

Node* Push(Node* head, int e) {
    Node* n = (Node*) malloc(sizeof(Node));
    assert(n != NULL); // crashes if false
    n->element = e;
    n->next = head;
    return n;
}

int main(int argc, char** argv) {
    Node* list = NULL;
    list = Push(list, 1);
    list = Push(list, 2);
    return EXIT_SUCCESS;
}
```



push_list.c

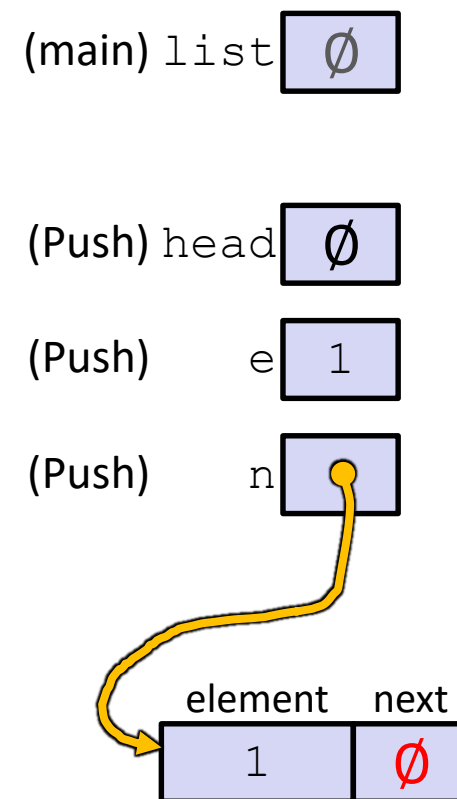
Push Onto List

Arrow points to
next instruction.

```
typedef struct node_st {
    int element;
    struct node_st* next;
} Node;

Node* Push(Node* head, int e) {
    Node* n = (Node*) malloc(sizeof(Node));
    assert(n != NULL); // crashes if false
    n->element = e;
    n->next = head;
    return n;
}

int main(int argc, char** argv) {
    Node* list = NULL;
    list = Push(list, 1);
    list = Push(list, 2);
    return EXIT_SUCCESS;
}
```



push_list.c

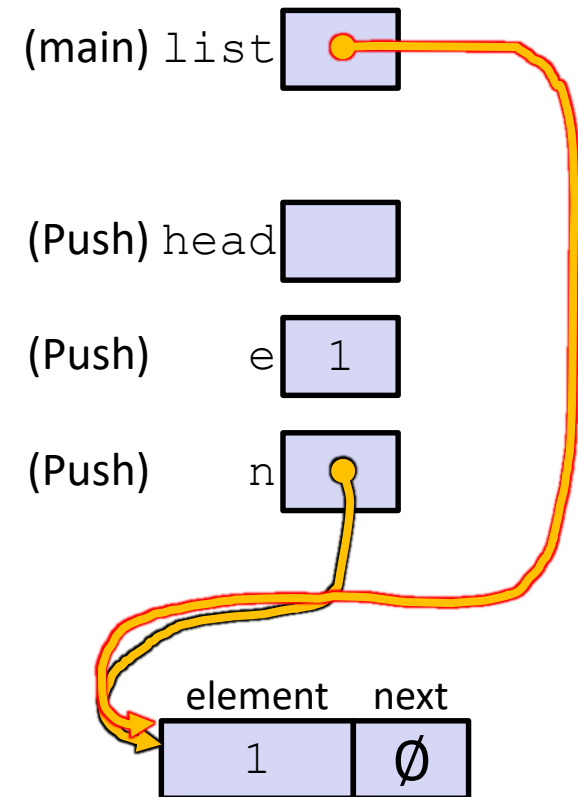
Push Onto List

Arrow points to
next instruction.

```
typedef struct node_st {
    int element;
    struct node_st* next;
} Node;

Node* Push(Node* head, int e) {
    Node* n = (Node*) malloc(sizeof(Node));
    assert(n != NULL); // crashes if false
    n->element = e;
    n->next = head;
    return n;
}

int main(int argc, char** argv) {
    Node* list = NULL;
    list = Push(list, 1);
    list = Push(list, 2);
    return EXIT_SUCCESS;
}
```



push_list.c

Push Onto List

Arrow points to
next instruction.

```

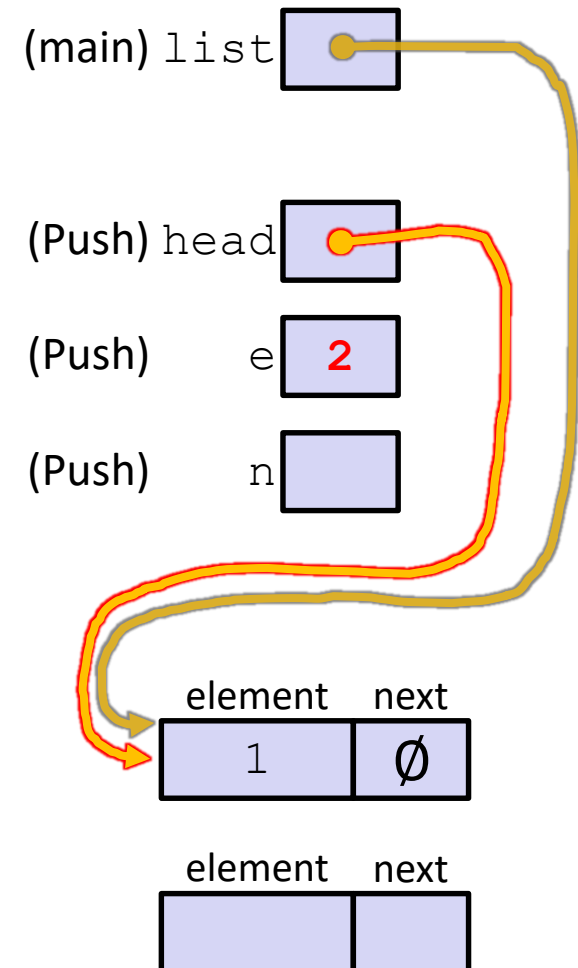
typedef struct node_st {
    int element;
    struct node_st* next;
} Node;

Node* Push(Node* head, int e) {
    Node* n = (Node*) malloc(sizeof(Node));
    assert(n != NULL); // crashes if false
    n->element = e;
    n->next = head;
    return n;
}

int main(int argc, char** argv) {
    Node* list = NULL;
    list = Push(list, 1);
    list = Push(list, 2);
    return EXIT_SUCCESS;
}

```

push_list.c



Push Onto List

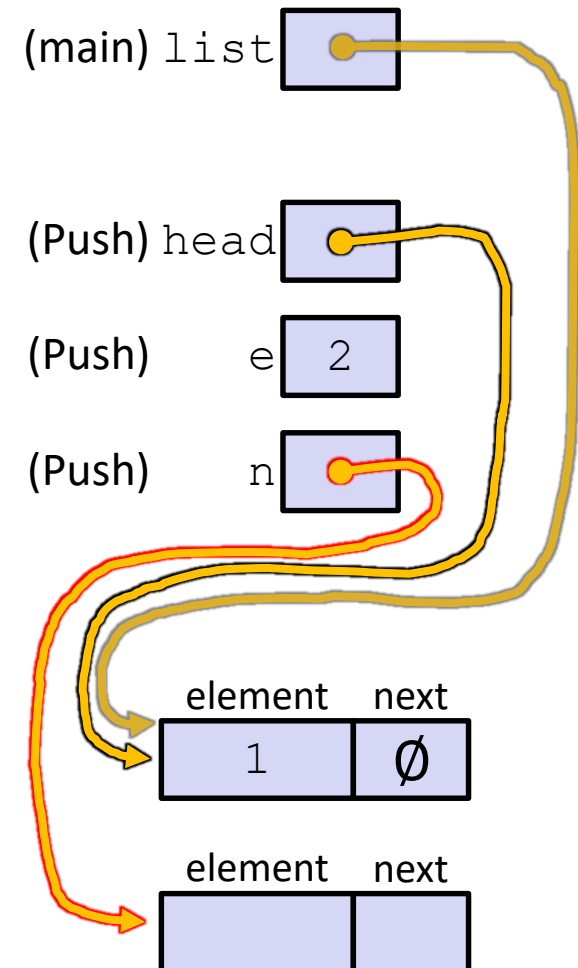
Arrow points to
next instruction.

```
typedef struct node_st {
    int element;
    struct node_st* next;
} Node;

Node* Push(Node* head, int e) {
    Node* n = (Node*) malloc(sizeof(Node));
    assert(n != NULL); // crashes if false
    n->element = e;
    n->next = head;
    return n;
}

int main(int argc, char** argv) {
    Node* list = NULL;
    list = Push(list, 1);
    list = Push(list, 2);
    return EXIT_SUCCESS;
}
```

push_list.c



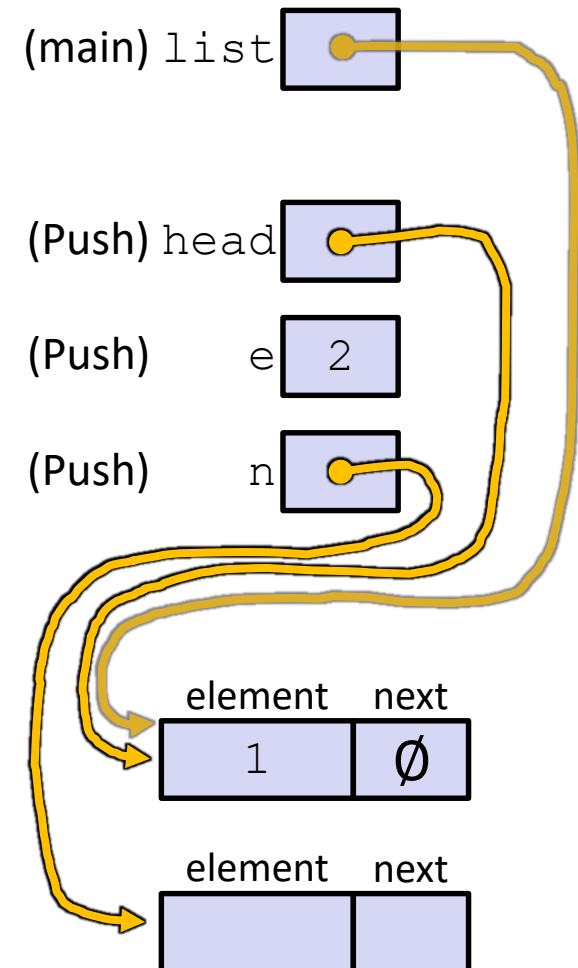
Push Onto List

Arrow points to
next instruction.

```
typedef struct node_st {
    int element;
    struct node_st* next;
} Node;

Node* Push(Node* head, int e) {
    Node* n = (Node*) malloc(sizeof(Node));
    assert(n != NULL); // crashes if false
    n->element = e;
    n->next = head;
    return n;
}

int main(int argc, char** argv) {
    Node* list = NULL;
    list = Push(list, 1);
    list = Push(list, 2);
    return EXIT_SUCCESS;
}
```



push_list.c

Push Onto List

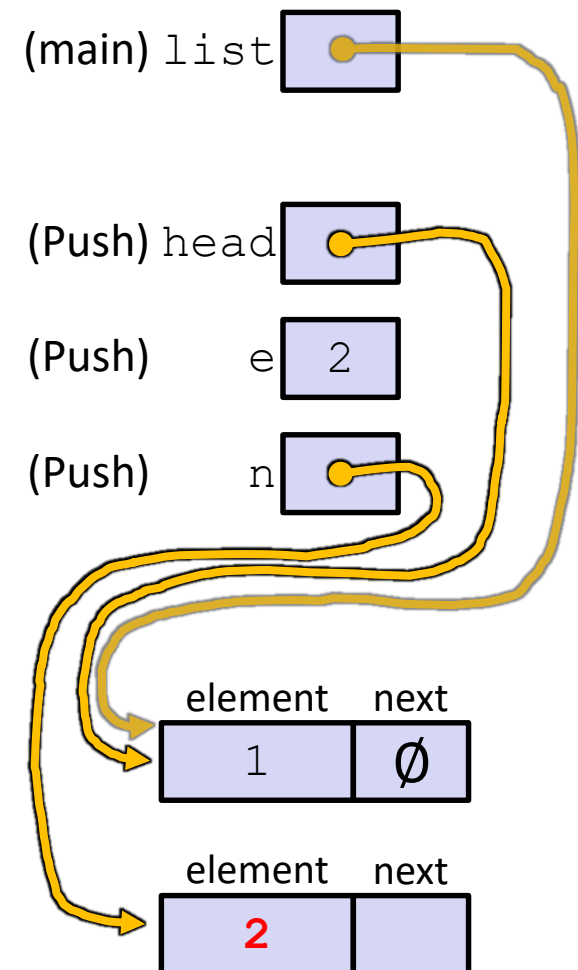
Arrow points to
next instruction.

```
typedef struct node_st {
    int element;
    struct node_st* next;
} Node;

Node* Push(Node* head, int e) {
    Node* n = (Node*) malloc(sizeof(Node));
    assert(n != NULL); // crashes if false
    n->element = e;
    n->next = head;
    return n;
}

int main(int argc, char** argv) {
    Node* list = NULL;
    list = Push(list, 1);
    list = Push(list, 2);
    return EXIT_SUCCESS;
}
```

push_list.c



Push Onto List

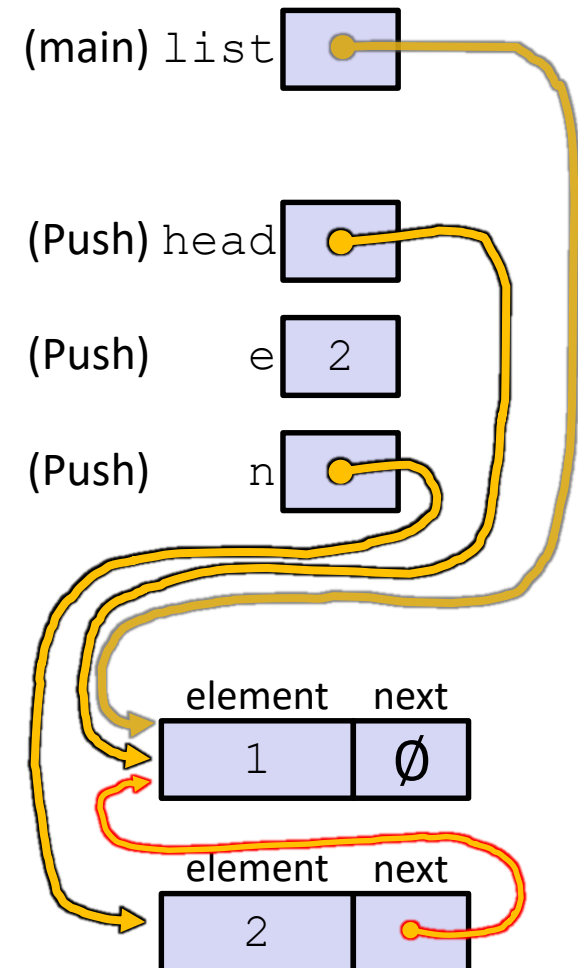
Arrow points to
next instruction.

```
typedef struct node_st {
    int element;
    struct node_st* next;
} Node;

Node* Push(Node* head, int e) {
    Node* n = (Node*) malloc(sizeof(Node));
    assert(n != NULL); // crashes if false
    n->element = e;
    n->next = head;
    return n;
}

int main(int argc, char** argv) {
    Node* list = NULL;
    list = Push(list, 1);
    list = Push(list, 2);
    return EXIT_SUCCESS;
}
```

push_list.c



Push Onto List

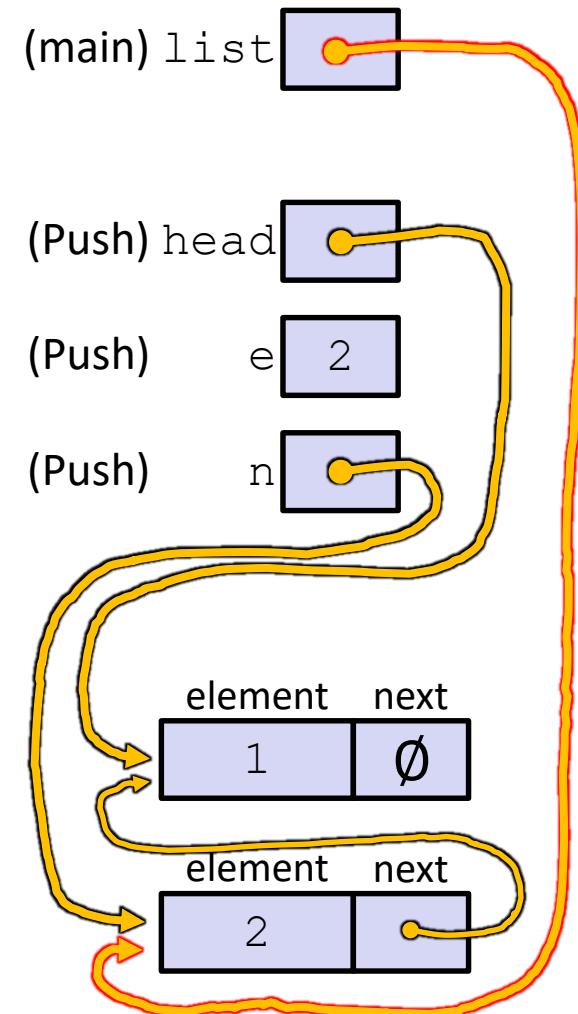
Arrow points to
next instruction.

```
typedef struct node_st {
    int element;
    struct node_st* next;
} Node;

Node* Push(Node* head, int e) {
    Node* n = (Node*) malloc(sizeof(Node));
    assert(n != NULL); // crashes if false
    n->element = e;
    n->next = head;
    return n;
}

int main(int argc, char** argv) {
    Node* list = NULL;
    list = Push(list, 1);
    list = Push(list, 2);
    return EXIT_SUCCESS;
}
```

push_list.c



Push Onto List

Arrow points to
next instruction.

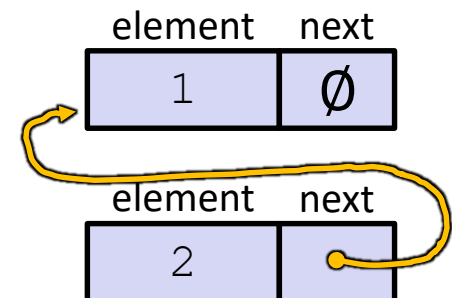
```
typedef struct node_st {
    int element;
    struct node_st* next;
} Node;

Node* Push(Node* head, int e) {
    Node* n = (Node*) malloc(sizeof(Node));
    assert(n != NULL); // crashes if false
    n->element = e;
    n->next = head;
    return n;
}

int main(int argc, char** argv) {
    Node* list = NULL;
    list = Push(list, 1);
    list = Push(list, 2);
    return EXIT_SUCCESS;
}
```



push_list.c

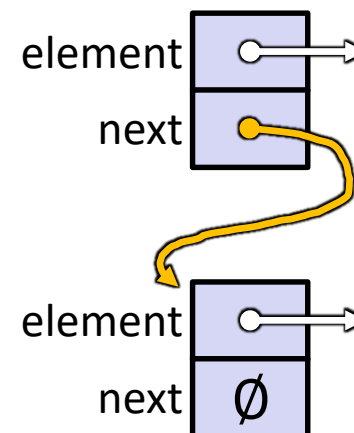


A Generic Linked List

- ❖ Let's generalize the linked list element type
 - Let customer decide type (instead of always `int`)
 - Idea: let them use a generic pointer (*i.e.*, a `void*`)

```
typedef struct node_st {
    void* element;
    struct node_st* next;
} Node;

Node* Push(Node* head, void* e) {
    Node* n = (Node*) malloc(sizeof(Node));
    assert(n != NULL); // crashes if false
    n->element = e;
    n->next = head;
    return n;
}
```



Using a Generic Linked List

- ❖ Type casting needed to deal with `void*` (raw address)
 - Before pushing, need to convert to `void*`
 - Convert back to data type when accessing

```
typedef struct node_st {
    void* element;
    struct node_st* next;
} Node;

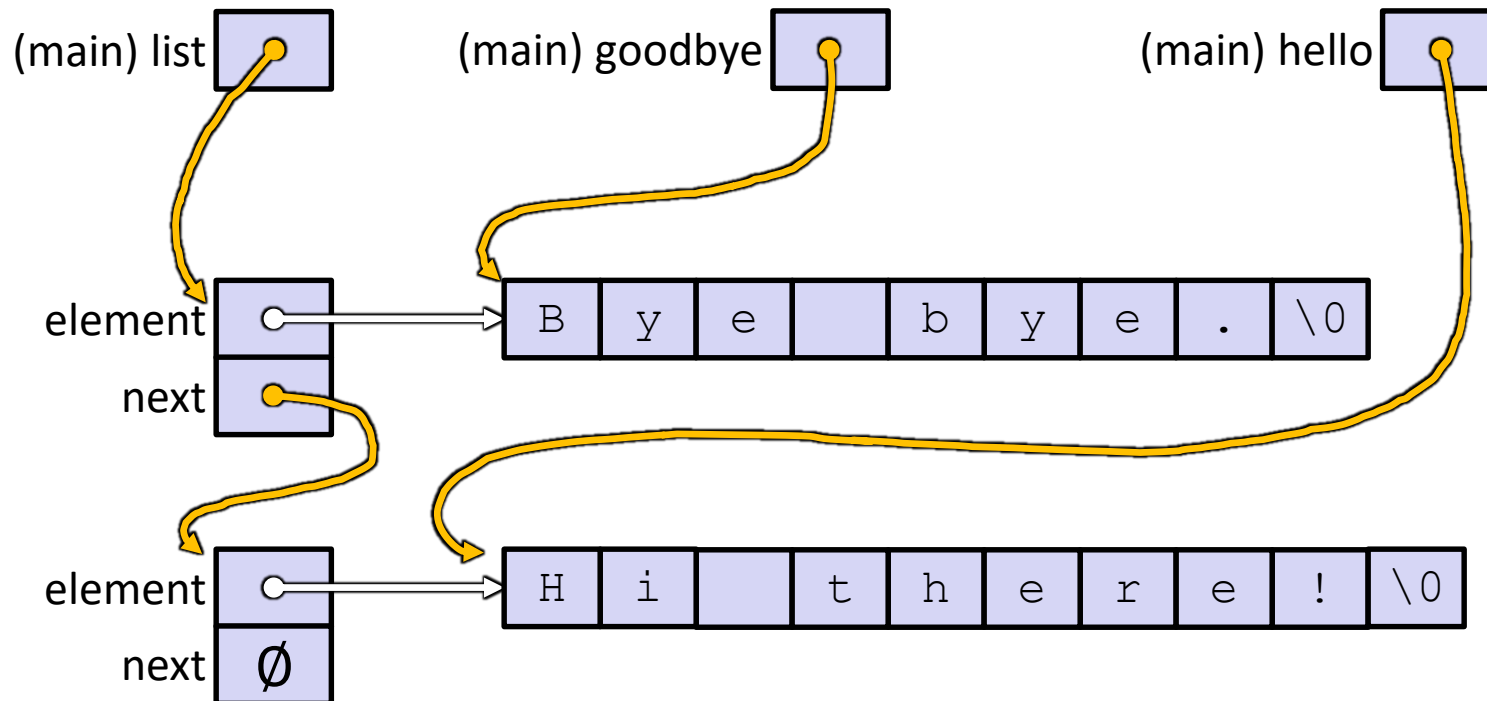
Node* Push(Node* head, void* e);    // assume last slide's code

int main(int argc, char** argv) {
    char* hello = "Hi there!";
    char* goodbye = "Bye bye.";
    Node* list = NULL;

    list = Push(list, (void*) hello);
    list = Push(list, (void*) goodbye);
    printf("payload: '%s'\n", (char*) ((list->next)->element) );
    return EXIT_SUCCESS;
}
```

manual_list_void.c

Resulting Memory Diagram




What would happen if we execute `*(list->next) = *list`?

Something's Fishy...

- ❖ A (benign) memory leak!

```
int main(int argc, char** argv) {  
    char* hello = "Hi there!";  
    char* goodbye = "Bye bye."  
    Node* list = NULL;  
  
    list = Push(list, (void*) hello);  
    list = Push(list, (void*) goodbye);  
    return EXIT_SUCCESS;  
}
```



- ❖ Try running with Valgrind:

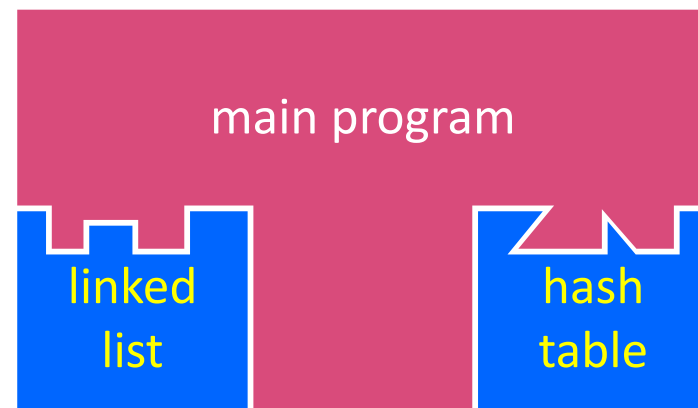
```
$ gcc -Wall -g -o manual_list_void manual_list_void.c  
$ valgrind --leak-check=full ./manual_list_void
```

Lecture Outline

- ❖ `structs` and `typedef`
- ❖ Generic Data Structures in C
- ❖ **Modules & Interfaces**

Multi-File C Programs

- ❖ Let's create a linked list *module*
 - A module is a self-contained piece of an overall program
 - Has externally visible functions that customers can invoke
 - Has externally visible `typedefs`, and perhaps global variables, that customers can use
 - May have internal functions, `typedefs`, or global variables that customers should *not* look at
 - Can be developed independently and re-used in different projects
- ❖ The module's *interface* is its set of public functions, `typedefs`, and global variables



C Header Files

- ❖ **Header:** a file whose only purpose is to be `#include`'d
 - Generally has a filename `.h` extension
 - Holds the variables, types, and function prototype declarations that make up the interface to a module
 - There are `<system-defined>` and "programmer-defined" headers
- ❖ **Main Idea:**
 - Every `name.c` is intended to be a module that has a `name.h`
 - `name.h` declares the interface to that module
 - Other modules can use `name` by `#include-ing` `name.h`
 - They should assume as little as possible about the implementation in `name.c`



C Module Conventions (1 of 2)

❖ File contents:

- `.h` files only contain *declarations*, never *definitions*
- `.c` files never contain prototype declarations for functions that are intended to be exported through the module interface
- Public-facing functions are `ModuleName_FunctionName()` and take a pointer to “`this`” as their first argument

❖ Including:

- **NEVER** `#include` a `.c` file – only `#include .h` files
- `#include` all of headers you reference, even if another header (transitively) includes some of them

❖ Compiling:

- Any `.c` file with an associated `.h` file should be able to be compiled (together via `#include`) into a `.o` file



C Module Conventions (2 of 2)

❖ Commenting:

- If a function is declared in a header file (.h) and defined in a C file (.c), *the header needs full documentation because it is the public specification*
 - Don't copy-paste the comment into the C file (don't want two copies that can get out of sync)
- If prototype and implementation are in the same C file:
 - School of thought #1: Full comment on the prototype at the top of the file, no comment (or “declared above”) on code
 - School of thought #2: Prototype is for the compiler and doesn't need comment; comment the code to keep them together

e.g., 333

project code

Extra Exercise #1

- ❖ Write a program that defines:
 - A new structured type Point
 - Represent it with `floats` for the x and y coordinates
 - A new structured type Rectangle
 - Assume its sides are parallel to the x-axis and y-axis
 - Represent it with the bottom-left and top-right Points
 - A function that computes and returns the area of a Rectangle
 - A function that tests whether a Point is inside of a Rectangle

Extra Exercise #2

- ❖ Implement `AllocSet()` and `FreeSet()`
 - `AllocSet()` needs to use `malloc` twice: once to allocate a new `ComplexSet` and once to allocate the “points” field inside it
 - `FreeSet()` needs to use `free` twice

```
typedef struct complex_st {
    double real;    // real component
    double imag;   // imaginary component
} Complex;

typedef struct complex_set_st {
    double    num_points_in_set;
    Complex*  points;        // an array of Complex
} ComplexSet;

ComplexSet* AllocSet(Complex c_arr[], int size);
void FreeSet(ComplexSet* set);
```

Extra Exercise #3

- ❖ Implement and test a binary search tree
 - https://en.wikipedia.org/wiki/Binary_search_tree
 - Don't worry about making it balanced
 - Implement key insert() and lookup() functions
 - Bonus: implement a key delete() function
 - Implement it as a C module
 - `bst.c`, `bst.h`
 - Implement `test_bst.c`
 - Contains `main()` and tests out your BST

Extra Exercise #4

- ❖ Implement a Complex number module
 - `complex.c, complex.h`
 - Includes a typedef to define a complex number
 - $a + bi$, where `a` and `b` are `doubles`
 - Includes functions to:
 - add, subtract, multiply, and divide complex numbers
 - Implement a test driver in `test_complex.c`
 - Contains `main()`