



pollev.com/cse333sp

About how long did Exercise 1 take you?

- A. [0, 2) hours
- B. [2, 4) hours
- C. [4, 6) hours
- D. [6, 8) hours
- E. 8+ Hours
- F. I didn't submit / I prefer not to say

Pointers, The Heap

CSE 333 Spring 2023

Instructor: Chris Thachuk

Teaching Assistants:

Byron Jin

Deeksha Vatswani

Humza Lala

Noa Ferman

Seulchan (Paul) Han

Tim Mandzyuk

CJ Reith

Edward Zhang

Lahari Nidadavolu

Saket Gollapudi

Timmy Yang

Wui Wu

Relevant Course Information (1/3)

- ❖ Exercise 2 out today and due Wednesday (4/5) morning

- ❖ Exercise grading
 - Autograder scores visible immediately after deadline; sample solutions released same day as deadline
 - Grades (out of 8):
 - Autograder: Compilation (1), Correctness (3), Linter (1), Valgrind (1)
 - Manual: Other Style (2)
 - Style things to watch for:
 - FOLLOW THE SPEC (especially the Style Guide section)
 - Check the Google C++ Style Guide
 - Make a judgment call and document
 - Keep style tips in mind, as you will need to use them in hw

Relevant Course Information (2/3)

- ❖ hw0 due Monday *before* 11:59 pm (and 0 seconds)
 - Git: add/commit/push, then tag with `hw0-final`, then push tag
 - Then clone your repo somewhere totally different and do `git checkout hw0-final` and verify that all is well
- ❖ hw1 will be released by tomorrow
 - You **may not** modify interfaces (`.h` files), but **do** read the interfaces while you're implementing them (!)
 - Record bugs in `bugjournal.md`
 - Suggestion: pace yourself and make steady progress
 - Partner matching instructions will be shared on Ed

Relevant Course Information (3/3)

- ❖ Documentation:
 - man pages, books
 - Reference websites: `cplusplus.org`, `man7.org`, `gcc.gnu.org`, etc.
- ❖ Folklore:
 - Google-ing, Stack Overflow, that rando in lab, ChatGPT
- ❖ Tradeoffs? Relative strengths & weaknesses?

Output Parameters

Warning: Misuse of output parameters is *the* largest cause of errors in this course!

❖ Output parameter

- A pointer parameter used to store (via dereference) a function output *outside* of the function's stack frame
 - Typically points to/modifies something in the **Caller's** scope
- Useful if you want to have multiple return values

❖ Setup and usage:

- 1) **Caller** creates space for the data (*e.g.*, `type var;`)
- 2) **Caller** passes in a pointer to **Callee** (*e.g.*, `&var`)
- 3) **Callee** takes in output parameter (*e.g.*, `type* outparam`)
- 4) **Callee** uses parameter to set output (*e.g.*, `*outparam = value;`)
- 5) **Caller** accesses output via modified data (*e.g.*, `var`)



Poll Everywhere

pollev.com/cse333sp

Which is an *incorrect* way to invoke `GenerateString()`?

- ❖ Of the working ways, which would be preferred?

```
void GenerateString(char** output) {  
    *output = "Hello there\n";  
}
```

A.

```
char** result;  
GenerateString(result);  
printf("%s", *result);
```

B.

```
char* str;  
char** result = &str;  
GenerateString(result);  
printf("%s", str);
```

C.

```
char* result[1] = {NULL};  
GenerateString(result);  
printf("%s", result[0]);
```

D.

```
char* result;  
GenerateString(&result);  
printf("%s", result);
```

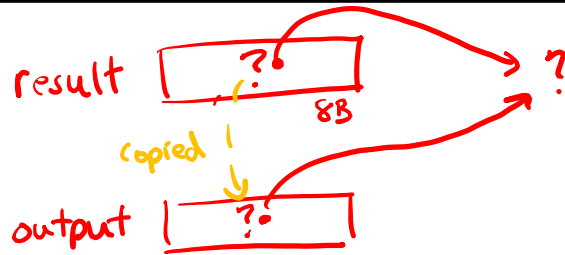
E. We're lost...

Which is an *incorrect* way to invoke generateString()?

```
void GenerateString(char** output) {
    *output = "Hello there\n";
}
```

A.

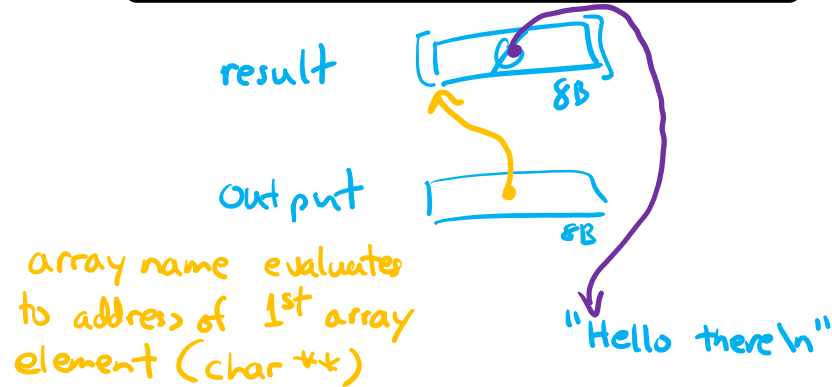
```
char** result; // uninitialized!
GenerateString(result);
printf("%s", *result);
```



dereferencing mystery data
is likely to cause unexpected behavior (e.g., segfault)

C.

```
char* result[1] = {NULL};
GenerateString(result);
printf("%s", result[0]);
```

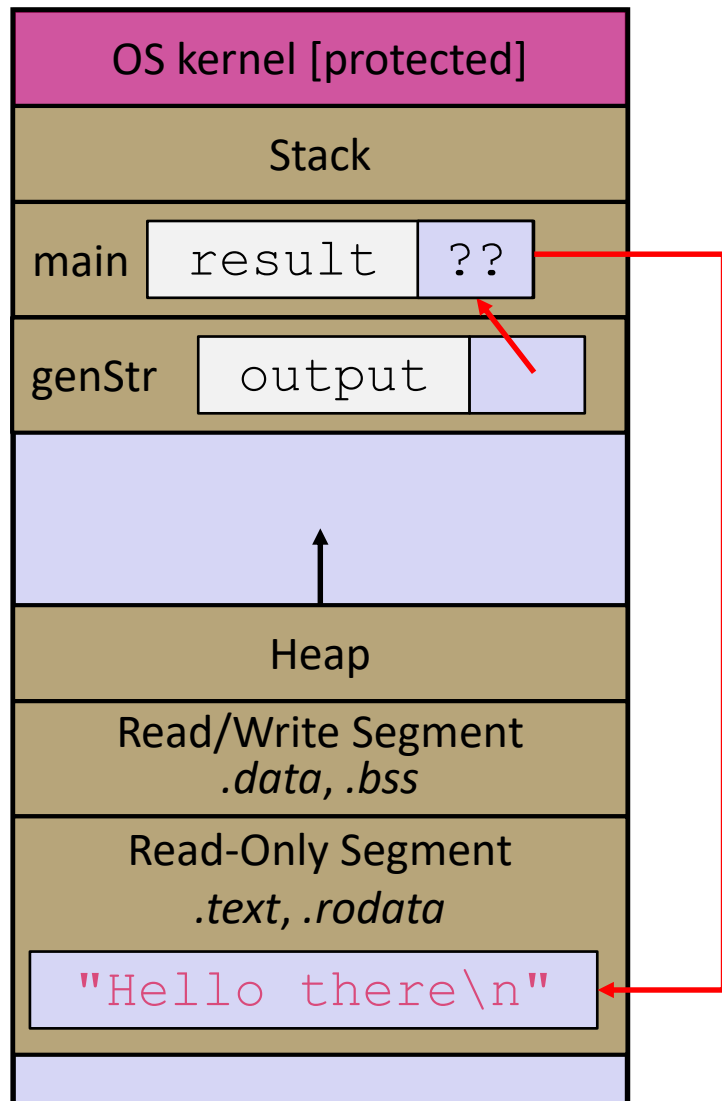


dereferencing output lets us update result[0]

Preferred Usage

Note: Arrow points to *next* instruction.

genstr.c



D.

```
void GenerateString(char** output);

int main(int argc, char** argv) {
    char* result;
    GenerateString(&result);
    printf("%s", result);

    return EXIT_SUCCESS;
}

void GenerateString(char** output) {
    *output = "Hello there\n";
}
```

- ✓ Works correctly (unlike A)
- ✓ Minimizes memory usage (unlike B)
- ✓ Intent is clear (unlike C)

Lecture Outline

- ❖ **Function Pointers**
- ❖ Heap-allocated Memory
 - `malloc()` and `free()`
 - Memory leaks

Function Pointers

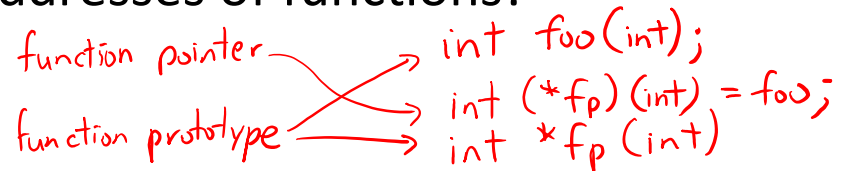


❖ Based on what you know about assembly, what is a function name, really? *label → address*

- Can use pointers that store addresses of functions!

❖ Generic format:

pointer!



```
returnType (* name) (type1, ..., typeN)
```

- Looks like a function prototype with extra * in front of name
- Why are parentheses around (* name) needed?

to differentiate it from a function prototype

dereference

❖ Using the function:

```
(*name) (arg1, ..., argN)
```

- Calls the pointed-to function with the given arguments and return the return value

Function Pointer Example

- ❖ Map () performs operation on each element of an array

```
#define LEN 4
```

```
{
int Negate(int num) {return -num;}
int Square(int num) {return num * num;}
}
```

functions
that "fit"
this function
pointer

funcptr parameter

```
// perform operation pointed to on each array element
```

```
void Map(int a[], int len, int (* op)(int n)) {
    for (int i = 0; i < len; i++) {
        a[i] = (*op)(a[i]); // dereference function pointer
    }
}
```

funcptr dereference

```
int main(int argc, char** argv) {
```

```
    int arr[LEN] = {-1, 0, 1, 2};
```

```
    int (* op)(int n); // function pointer called 'op'
```

```
    op = Square; // function name returns addr (like array)
```

```
    Map(arr, LEN, op);
```

```
    ...
```

funcptr definition

funcptr assignment

could directly use function name here
(square)

map.c

Function Pointer Example

- ❖ C allows you to omit & on a function name (like arrays) and omit * when calling pointed-to function

```
#define LEN 4

int Negate(int num) {return -num;}
int Square(int num) {return num * num;}

// perform operation pointed to on each array element
void Map(int a[], int len, int (* op)(int n)) {
    for (int i = 0; i < len; i++) {
        a[i] = op(a[i]); // dereference function pointer
    }
}

int main(int argc, char** argv) {
    int arr[LEN] = {-1, 0, 1, 2};
    Map(arr, LEN, Square);
    ...
}
```

implicit funcptr dereference (no * needed)

no & needed for func ptr argument

Lecture Outline

- ❖ Function Pointers
- ❖ **Heap-allocated Memory**
 - `malloc()` and `free()`
 - Memory leaks

Why Dynamic Allocation?

- ❖ Situations where static and automatic allocation aren't sufficient:
 - We need memory that persists across multiple function calls but not for the whole lifetime of the program
 - We need more memory than can fit on the Stack
 - We need memory whose size is not known in advance
 - *e.g.*, reading file input:

```
// this is pseudo-C code  
char* ReadFile(char* filename) {  
    int size = GetFileSize(filename);  
    char* buffer = AllocateMem(size);  
  
    ReadFileIntoBuffer(filename, buffer);  
    return buffer;  
}
```

Aside: NULL

- ❖ `NULL` is a memory location that is **guaranteed to be invalid**
 - In C on Linux, `NULL` is `0x0` and an attempt to dereference `NULL` *causes a segmentation fault*
- ❖ Useful as an indicator of an uninitialized (or currently unused) pointer or allocation error
 - ✳ It's better to cause a segfault than to allow the corruption of memory!

segfault.c

```
int main(int argc, char** argv) {
    int* p = NULL;
    *p = 1; // causes a segmentation fault
    return EXIT_SUCCESS;
}
```




malloc()

- ❖ General usage: `var = (type*) malloc(size in bytes)`
- ❖ **malloc** allocates an uninitialized block of heap memory of at least the requested size
 - Returns a pointer to the first byte of that memory; **returns NULL** if the memory allocation failed!
 - Stylistically, you'll want to (1) use `sizeof` in your argument, (2) cast the return value, and (3) error check the return value

```
// allocate a 10-float array
float* arr = (float*) malloc(10*sizeof(float));
if (arr == NULL) {
    return errcode;
}
... // do stuff with arr
```

- ❖ Also, see **calloc**() and **realloc**()

free()

- ❖ Usage: `free(pointer);`
- ❖ Deallocates the memory pointed-to by the pointer
 - Pointer *must* point to the first byte of heap-allocated memory (*i.e.*, something previously returned by `malloc` or `calloc`)
 - Freed memory becomes eligible for future allocation
 - Freeing `NULL` has no effect
 - The bits stored in the pointer are *not changed* by calling `free`
 - Defensive programming: can set pointer to `NULL` after freeing it

```
float* arr = (float*) malloc(10*sizeof(float));  
if (arr == NULL)  
    return errcode;  
...           // do stuff with arr  
free(arr);  
arr = NULL;   // OPTIONAL (debugging/non-performance critical code only)
```

Heap and Stack Example

Note: Arrow points to *next* instruction.

arraycopy.c

```
#include <stdlib.h>

int* Copy(int a[], int size) {
    int i, *a2;
    a2 = malloc(size * sizeof(int));
    if (a2 == NULL)
        return NULL;

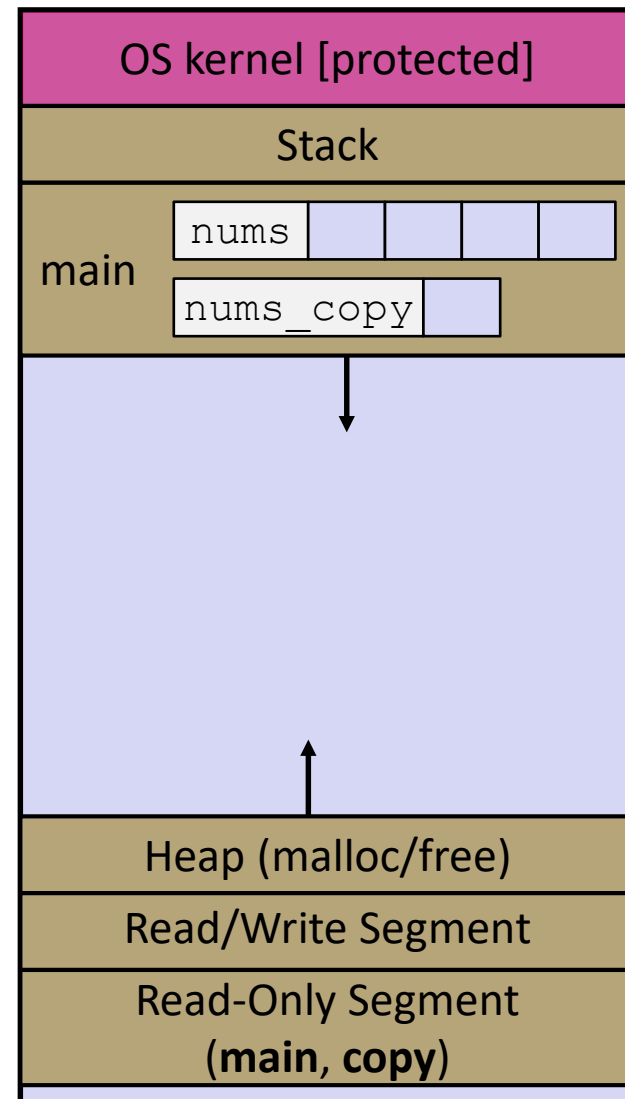
    for (i = 0; i < size; i++)
        a2[i] = a[i];

    return a2;
}

int main(int argc, char** argv) {
    int nums[4] = {1, 2, 3, 4};
    int* nums_copy = Copy(nums, 4);
    // .. do stuff with the array ..
    free(nums_copy);
    return EXIT_SUCCESS;
}
```

should be (int) here*

→



Heap and Stack Example

Note: Arrow points to *next* instruction.

arraycopy.c

```
#include <stdlib.h>

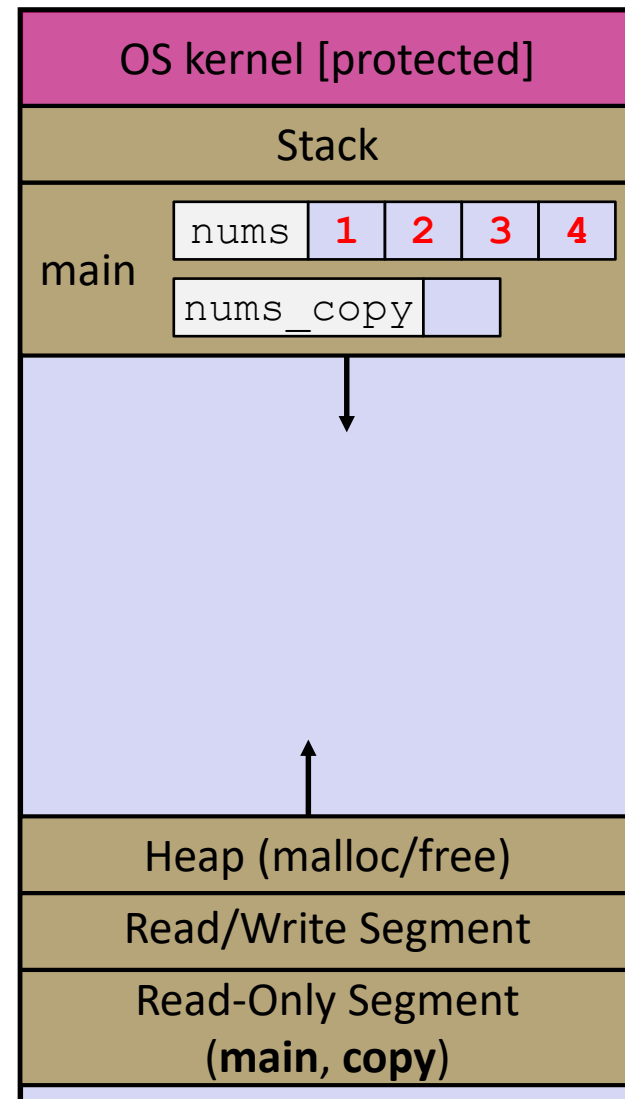
int* Copy(int a[], int size) {
    int i, *a2;

    a2 = malloc(size * sizeof(int));
    if (a2 == NULL)
        return NULL;

    for (i = 0; i < size; i++)
        a2[i] = a[i];

    return a2;
}

int main(int argc, char** argv) {
    int nums[4] = {1, 2, 3, 4};
    int* nums_copy = Copy(nums, 4);
    // .. do stuff with the array ..
    free(nums_copy);
    return EXIT_SUCCESS;
}
```



Heap and Stack Example

Note: Arrow points to *next* instruction.

arraycopy.c

```

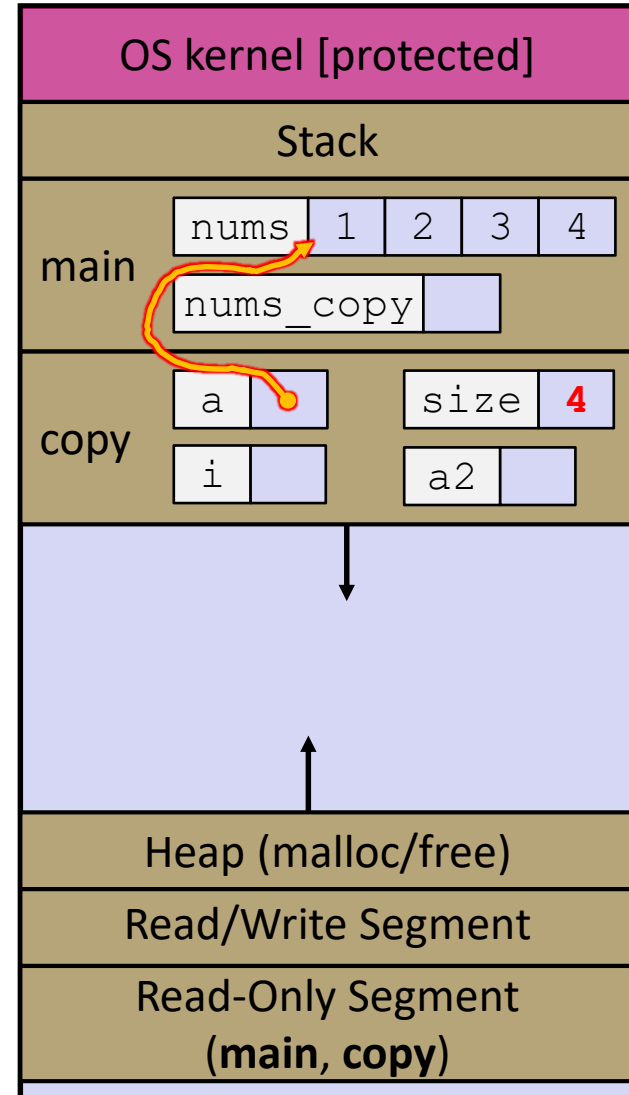
#include <stdlib.h>
int* Copy(int a[], int size) {
    int i, *a2;
    a2 = malloc(size * sizeof(int));
    if (a2 == NULL)
        return NULL;
    for (i = 0; i < size; i++)
        a2[i] = a[i];
    return a2;
}

int main(int argc, char** argv) {
    int nums[4] = {1, 2, 3, 4};
    int* nums_copy = Copy(nums, 4);
    // .. do stuff with the array ..
    free(nums_copy);
    return EXIT_SUCCESS;
}
    
```



actually a int*

4 4



Heap and Stack Example

Note: Arrow points to *next* instruction.

arraycopy.c

```
#include <stdlib.h>

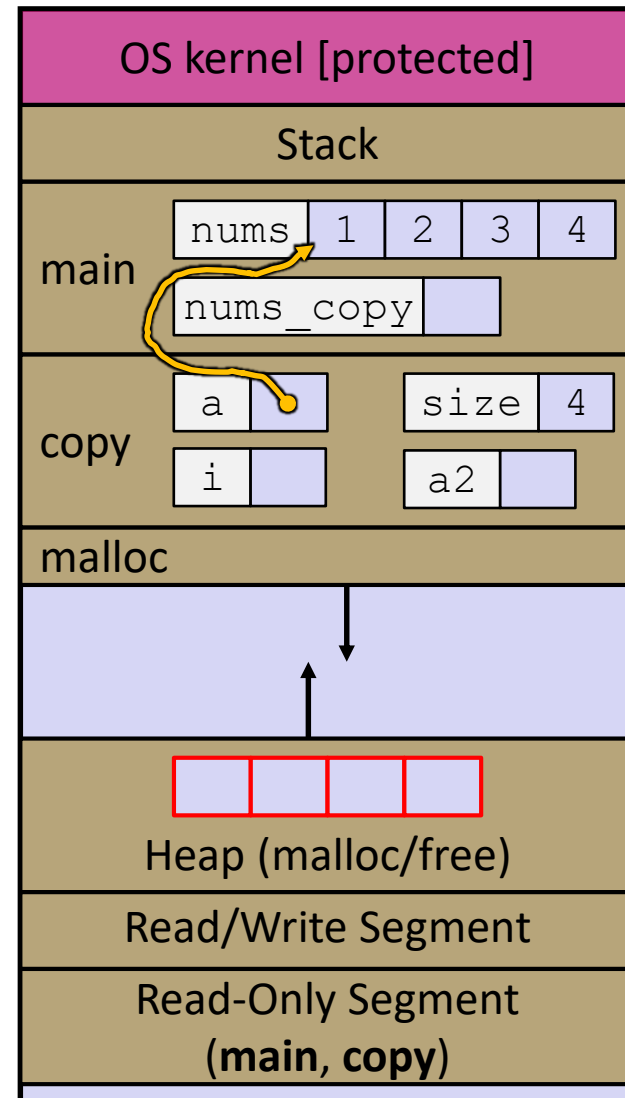
int* Copy(int a[], int size) {
    int i, *a2;

    a2 = malloc(size * sizeof(int));
    if (a2 == NULL)
        return NULL;

    for (i = 0; i < size; i++)
        a2[i] = a[i];

    return a2;
}

int main(int argc, char** argv) {
    int nums[4] = {1, 2, 3, 4};
    int* nums_copy = Copy(nums, 4);
    // .. do stuff with the array ..
    free(nums_copy);
    return EXIT_SUCCESS;
}
```



Heap and Stack Example

Note: Arrow points to *next* instruction.

arraycopy.c

```
#include <stdlib.h>

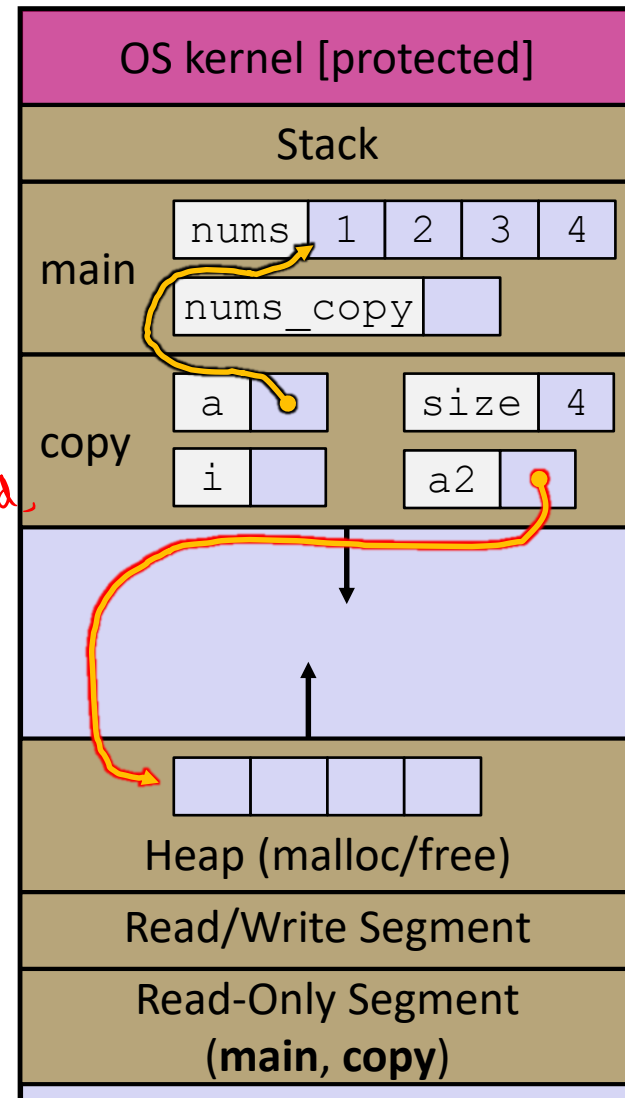
int* Copy(int a[], int size) {
    int i, *a2;

    a2 = malloc(size * sizeof(int));
    if (a2 == NULL)
        return NULL;

    for (i = 0; i < size; i++)
        a2[i] = a[i];

    return a2;
}

int main(int argc, char** argv) {
    int nums[4] = {1, 2, 3, 4};
    int* nums_copy = Copy(nums, 4);
    // .. do stuff with the array ..
    free(nums_copy);
    return EXIT_SUCCESS;
}
```



Heap and Stack Example

Note: Arrow points to *next* instruction.

arraycopy.c

```
#include <stdlib.h>

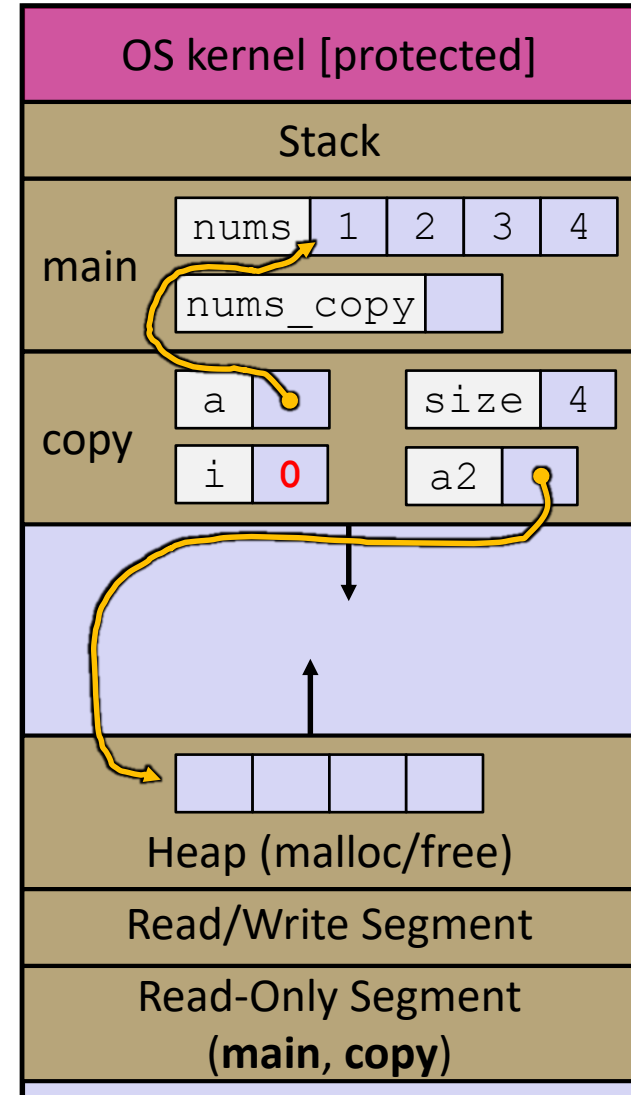
int* Copy(int a[], int size) {
    int i, *a2;

    a2 = malloc(size * sizeof(int));
    if (a2 == NULL)
        return NULL;

    for (i = 0; i < size; i++)
        a2[i] = a[i];

    return a2;
}

int main(int argc, char** argv) {
    int nums[4] = {1, 2, 3, 4};
    int* nums_copy = Copy(nums, 4);
    // .. do stuff with the array ..
    free(nums_copy);
    return EXIT_SUCCESS;
}
```



Heap and Stack Example

Note: Arrow points to *next* instruction.

arraycopy.c

```
#include <stdlib.h>

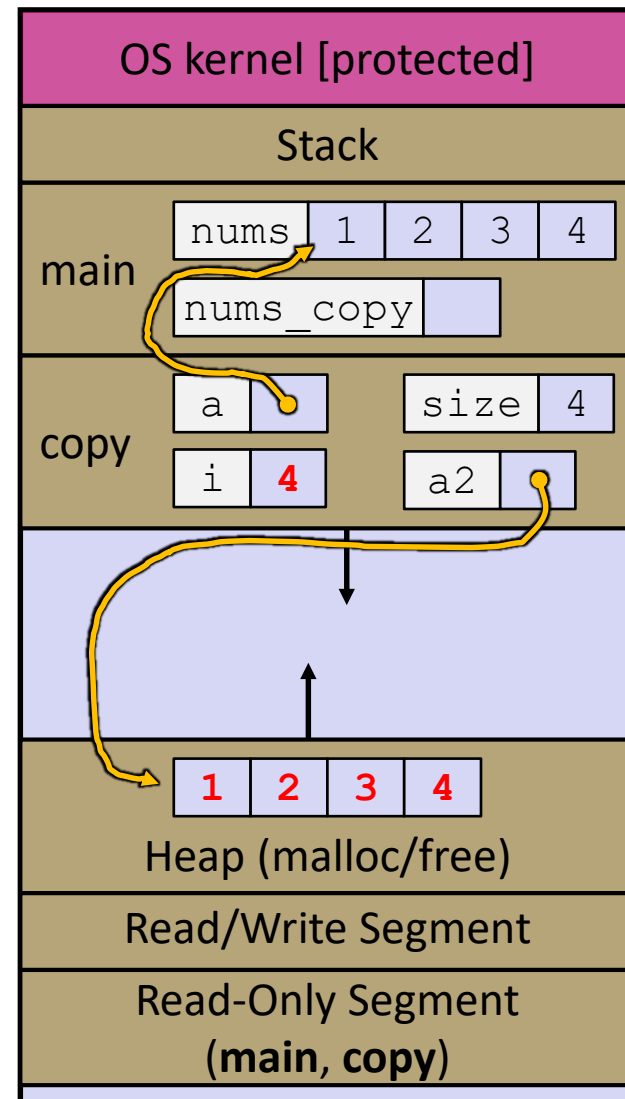
int* Copy(int a[], int size) {
    int i, *a2;

    a2 = malloc(size * sizeof(int));
    if (a2 == NULL)
        return NULL;

    for (i = 0; i < size; i++)
        a2[i] = a[i];

    return a2;
}

int main(int argc, char** argv) {
    int nums[4] = {1, 2, 3, 4};
    int* nums_copy = Copy(nums, 4);
    // .. do stuff with the array ..
    free(nums_copy);
    return EXIT_SUCCESS;
}
```



Heap and Stack Example

Note: Arrow points to *next* instruction.

arraycopy.c

```
#include <stdlib.h>

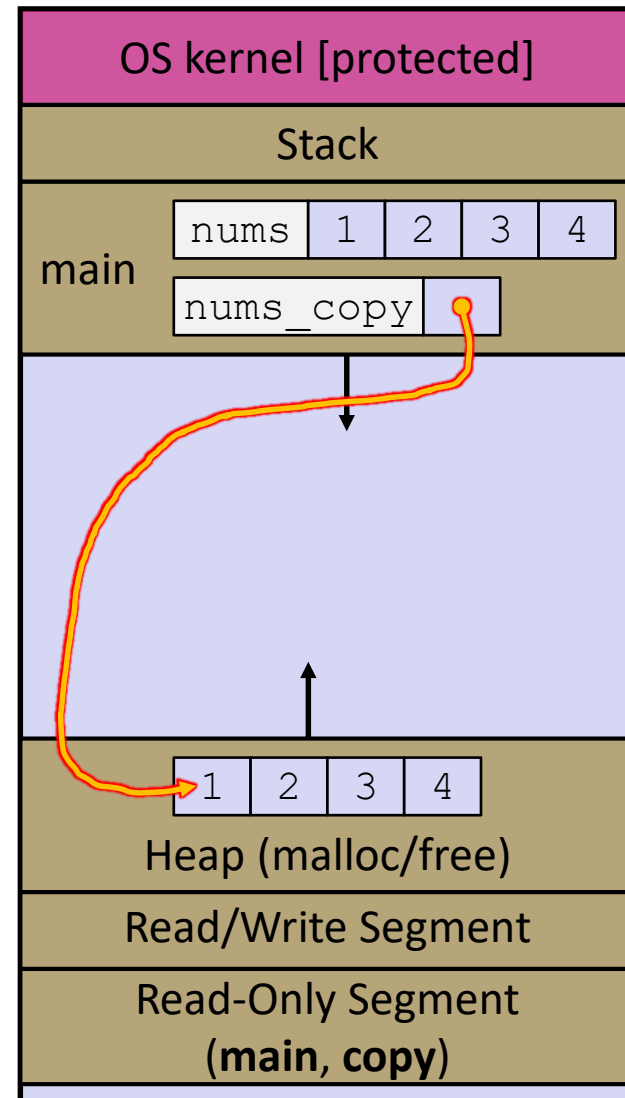
int* Copy(int a[], int size) {
    int i, *a2;

    a2 = malloc(size * sizeof(int));
    if (a2 == NULL)
        return NULL;

    for (i = 0; i < size; i++)
        a2[i] = a[i];

    return a2;
}

int main(int argc, char** argv) {
    int nums[4] = {1, 2, 3, 4};
    int* nums_copy = Copy(nums, 4);
    // .. do stuff with the array ..
    free(nums_copy);
    return EXIT_SUCCESS;
}
```



Heap and Stack Example

Note: Arrow points to *next* instruction.

arraycopy.c

```
#include <stdlib.h>

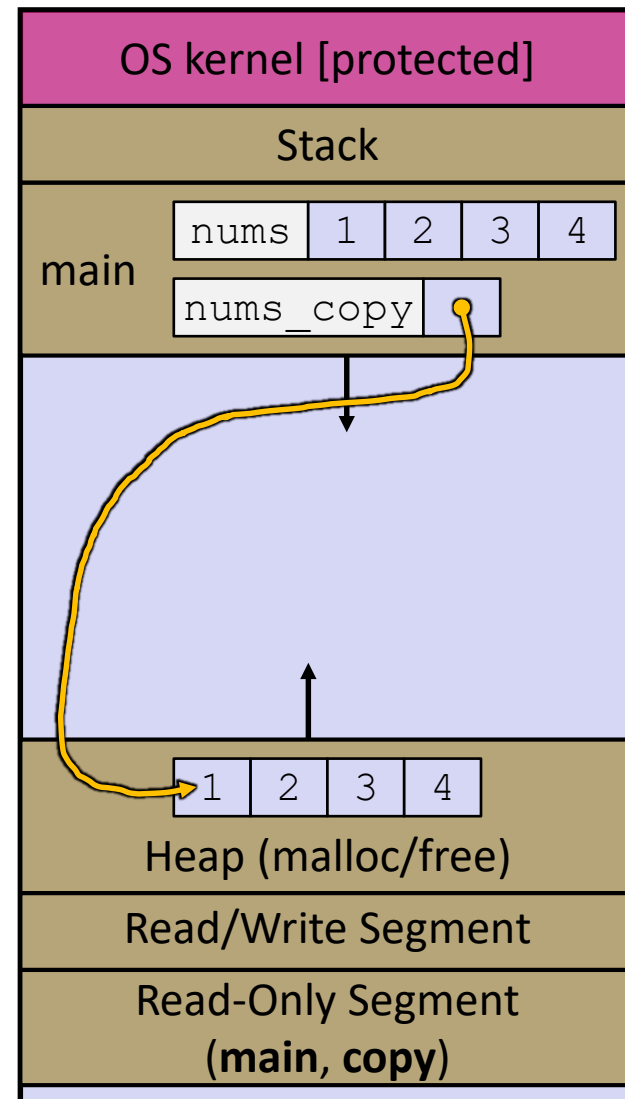
int* Copy(int a[], int size) {
    int i, *a2;

    a2 = malloc(size * sizeof(int));
    if (a2 == NULL)
        return NULL;

    for (i = 0; i < size; i++)
        a2[i] = a[i];

    return a2;
}

int main(int argc, char** argv) {
    int nums[4] = {1, 2, 3, 4};
    int* nums_copy = Copy(nums, 4);
    // .. do stuff with the array ..
    free(nums_copy);
    return EXIT_SUCCESS;
}
```



Heap and Stack Example

Note: Arrow points to *next* instruction.

arraycopy.c

```
#include <stdlib.h>

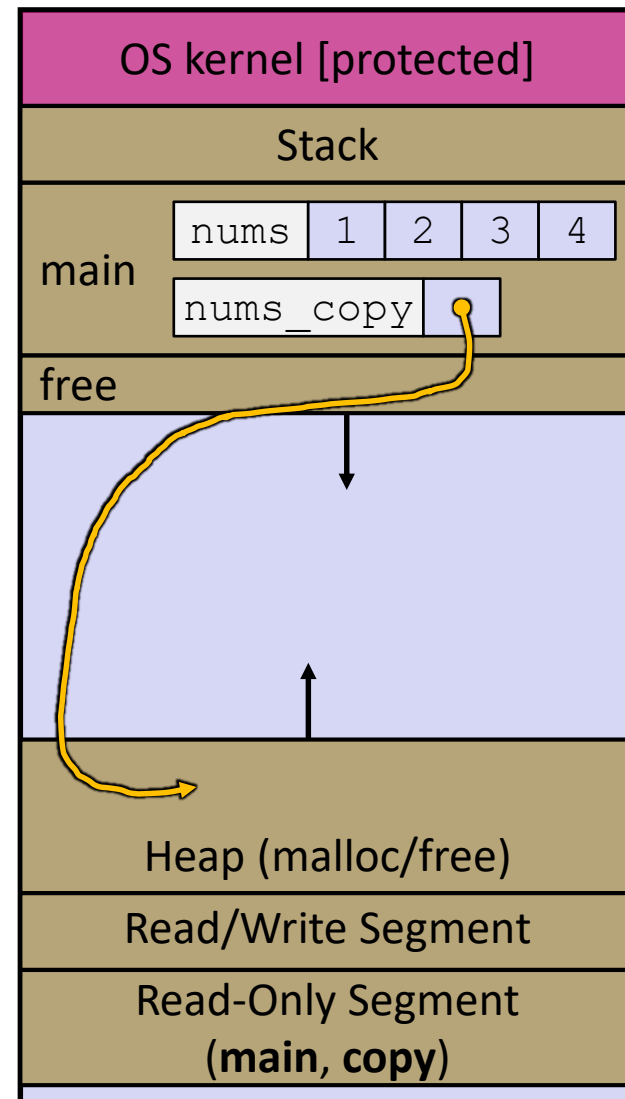
int* Copy(int a[], int size) {
    int i, *a2;

    a2 = malloc(size * sizeof(int));
    if (a2 == NULL)
        return NULL;

    for (i = 0; i < size; i++)
        a2[i] = a[i];

    return a2;
}

int main(int argc, char** argv) {
    int nums[4] = {1, 2, 3, 4};
    int* nums_copy = Copy(nums, 4);
    // .. do stuff with the array ..
    free(nums_copy);
    return EXIT_SUCCESS;
}
```



Heap and Stack Example

Note: Arrow points to *next* instruction.

arraycopy.c

```
#include <stdlib.h>

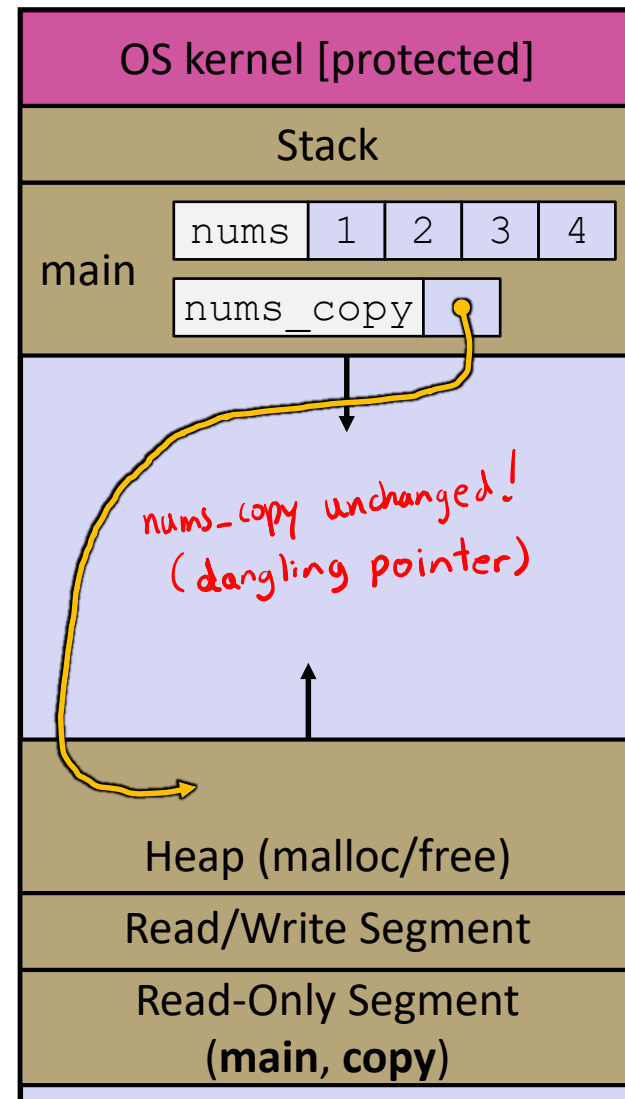
int* Copy(int a[], int size) {
    int i, *a2;

    a2 = malloc(size * sizeof(int));
    if (a2 == NULL)
        return NULL;

    for (i = 0; i < size; i++)
        a2[i] = a[i];

    return a2;
}

int main(int argc, char** argv) {
    int nums[4] = {1, 2, 3, 4};
    int* nums_copy = Copy(nums, 4);
    // .. do stuff with the array ..
    free(nums_copy);
    return EXIT_SUCCESS;
}
```



Poll Everywhere

pollev.com/cse333sp

Which line will first cause a *guaranteed* error or undefined behavior?

memcorrupt.c

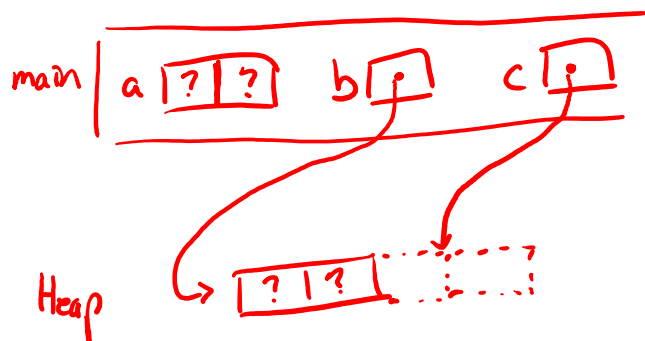
A. Line 1

B. Line 4

C. Line 6

D. Line 7

E. We're lost...



```

#include <stdio.h>
#include <stdlib.h>

int main(int argc, char** argv) {
    int a[2];
    int* b = malloc(2*sizeof(int));
    int* c;

1   a[2] = 5; ← write past end of array
2   b[0] += 2; ← using mystery data, didn't check for NULL
3   c = b+3; ← pointer past allocated block
4   free(&(a[0])); ← free stack address
5   free(b);
6   free(b); ← freeing previously-freed address
7   b[0] = 5; ← using freed pointer

    return EXIT_SUCCESS;
}

```

Memory Leaks

- ❖ A **memory leak** occurs when code fails to deallocate dynamically-allocated memory that is no longer used
 - *e.g.*, forget to **free** malloc-ed block, lose/change pointer to malloc-ed block
 - Easier said than done; just passing pointers around – who's responsible for freeing?
- ❖ What happens: program's virtual memory footprint will keep growing
 - This might be OK for *short-lived* program, since all memory is deallocated when program ends
 - Usually has bad memory and performance repercussions for *long-lived* programs

Extra Exercise #1

- ❖ Write a function that:
 - Accepts a function pointer and an integer as arguments
 - Invokes the pointed-to function with the integer as its argument

Extra Exercise #2

- ❖ Write a function that:
 - Accepts a string as a parameter
 - Returns:
 - The first white-space separated word in the string as a newly-allocated string
 - AND the size of that word

Extra Exercise #3

- ❖ Write a function that:
 - Arguments: [1] an array of ints and [2] an array length
 - Malloc's an `int*` array of the same element length
 - Initializes each element of the newly-allocated array to point to the corresponding element of the passed-in array
 - Returns a pointer to the newly-allocated array