

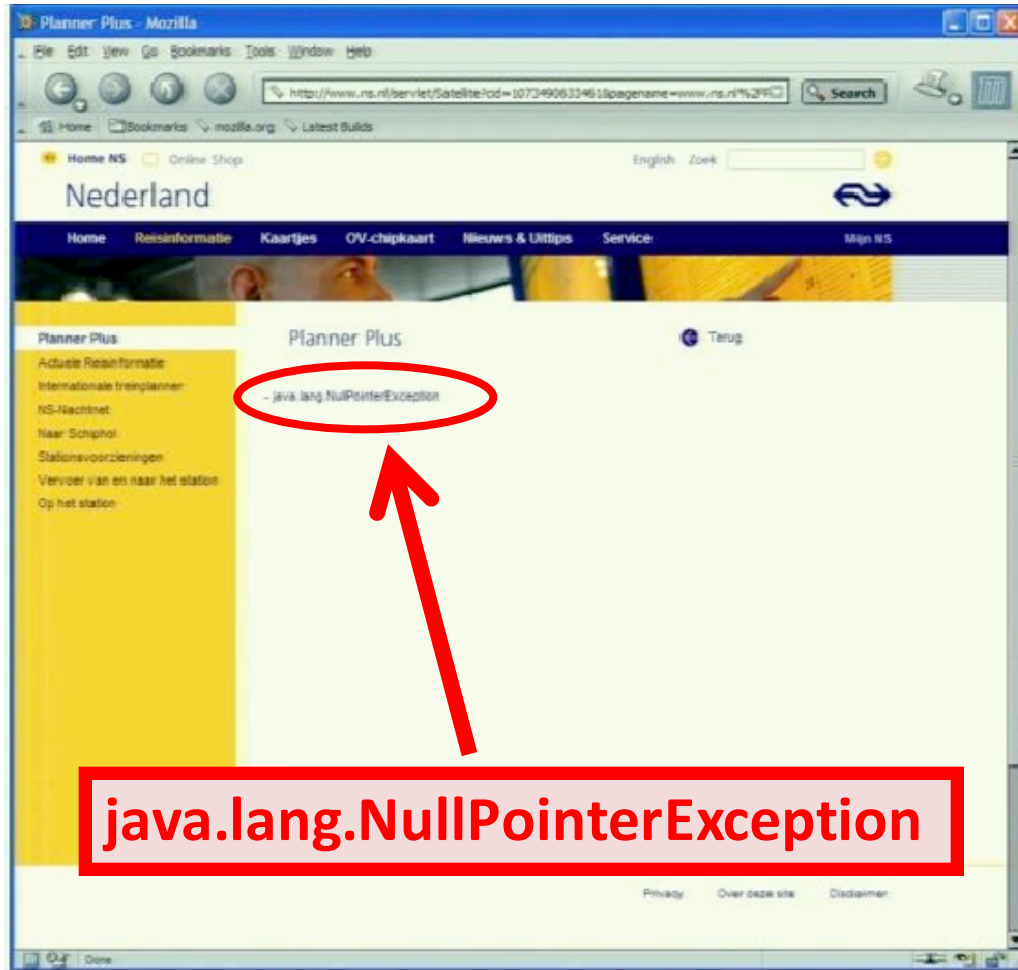
CSE 331

Software Design and Implementation

Lecture 16
Checker Framework

Zach Tatlock / Winter 2016

Motivation



Problem: Your code has bugs

- Who discovers the problems?
 - If you are very lucky, **testing** discovers some
 - If you are unlucky, your **customer** discovers them
 - If you are very unlucky, **criminals** discover them
not “hackers” !
 - If you are smart, the **compiler** discovers them
- It's better to be **smart** than **lucky**

Java's type checking is too weak

- Type checking prevents many bugs

```
int i = "hello";    // type mismatch
myString.getDate(); // method not found
```

- Type checking doesn't prevent **all** bugs

```
System.console().readLine();
```

⇒ **NullPointerException**

```
Collections.emptyList().add("One");
```

⇒ **UnsupportedOperationException**

Some errors are silent

```
Date date = new Date(0);  
myMap.put(date, "Java epoch");  
date.setYear(70);  
myMap.put(date, "Linux epoch");
```

⇒ Corrupted map

```
dbStatement.executeQuery(userInput);
```

⇒ SQL injection attack

Initialization, data formatting, equality tests, ...

Type indicates legal operations

- Type checking prevents many bugs

```
int i = "hello";  
myString.getDate();
```

- Goal: avoid NullPointerException
- Idea: use types to indicate legality
- Consider references (pointers) as an ADT
 - Operation: dereferencing
`x.field, x.method()`

Types for null pointer prevention

Replace `Object` by two new types

- **`NonNullObject`**

Dereference is permitted

```
NonNullObject nn;  
nn.field  
nn.method()
```

- **`PossiblyNullObject`**

Dereference is forbidden

```
PossiblyNullObject pn;  
pn.field // compile-time error  
pn.method() // compile-time error
```

Problems:

- Can you use `PossiblyNullObject` for anything?
- Must rewrite all your Java applications and libraries

Type qualifiers

- **Java 8:** annotations on types

```
@Untainted String query;  
List<@NonNull String> strings;  
myGraph = (@Immutable Graph) tmpGraph;  
class UnmodifiableList<T>  
    implements @ReadOnly List<@ReadOnly T> {}
```

- **Backward-compatible**: compile with any Java compiler

```
List</*@NonNull*/ String> strings;
```


Compile-time checking

1. Write type qualifiers in code

```
@NonNull Date date1 = new Date();
```

```
@Nullable Date date2 = null;
```

2. Type checker warns about violations (bugs)

```
date1.setTime(70); // OK
```

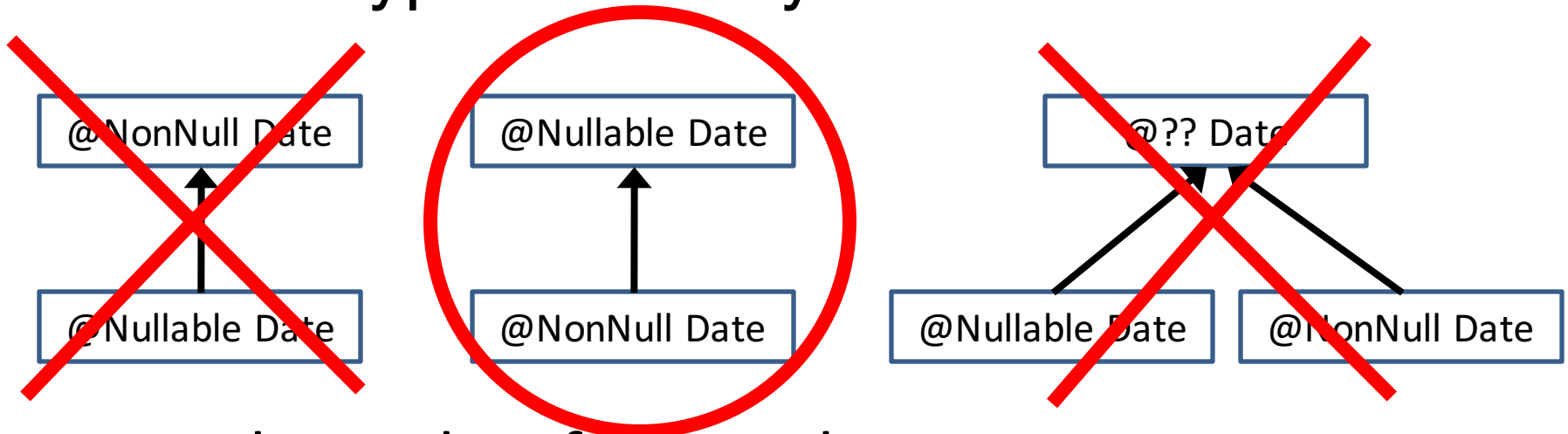
```
date2.setTime(70); // compile-time error
```

Benefits of type qualifiers

- **Find bugs** in programs
- Guarantee the **absence of errors**
- **Improve documentation**
- Improve code structure & maintainability
- Aid compilers, optimizers, and analysis tools
- Reduce number of assertions and run-time checks
- Possible negatives:
 - Must write the types (or use type inference)
 - False positives are possible (can be suppressed)

Types for null-pointer-prevention

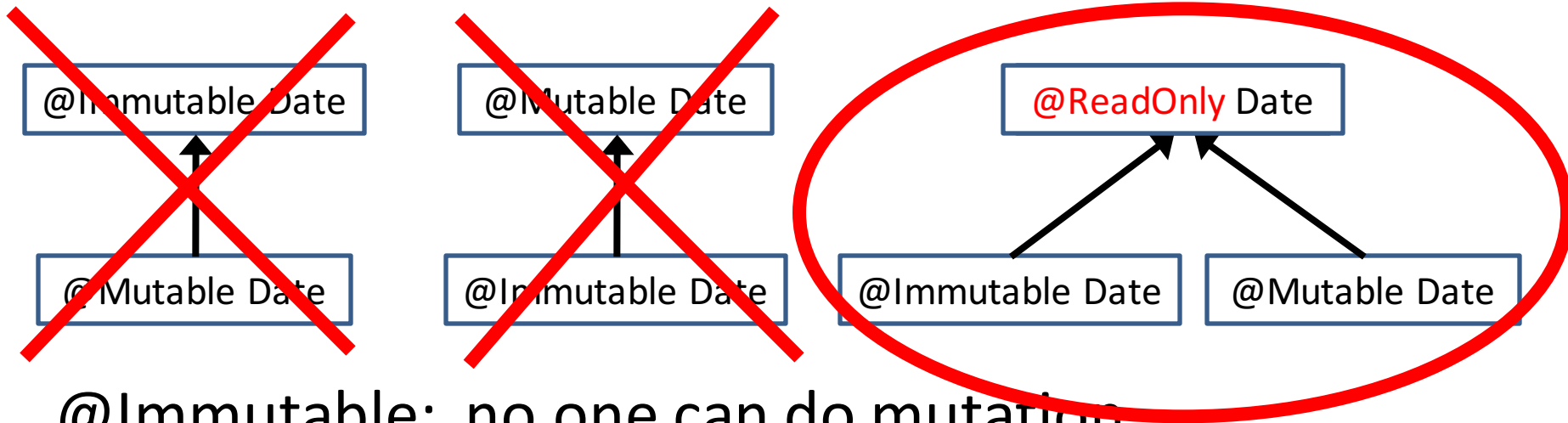
- Which type hierarchy is best?



- A subtype has fewer values
- A subtype has more operations
- A subtype is substitutable
- A subtype preserves supertype properties

Mutability subtyping relationship

- Which type hierarchy is best?



`@Immutable`: no one can do mutation

`@Mutable`: anyone can do mutation

`@ReadOnly`

- I can't do mutation
- No guarantee about mutation from elsewhere

What bugs can you find & prevent?

- Null dereferences
- Mutation and side-effects
- Concurrency: locking
- Security: encryption, tainting
- Aliasing
- Equality tests
- Strings: localization, regular expression syntax
- Typestate (e.g., open/closed files)
- You can **write your own checker!**

The annotation you write:

@NonNull

@Immutable

@GuardedBy

@Encrypted

@Untainted

@Linear

@Interned

@Localized

@Regex

@State

Using a checker

- Run in IDE or on command line
- Works as a compiler plug-in (annotation processor)
- Uses familiar error messages

```
% javac -processor NullnessChecker MyFile.java
```

```
MyFile.java:9: incompatible types.
```

```
    nonNullVar = nullableValue;
```

```
    ^
```

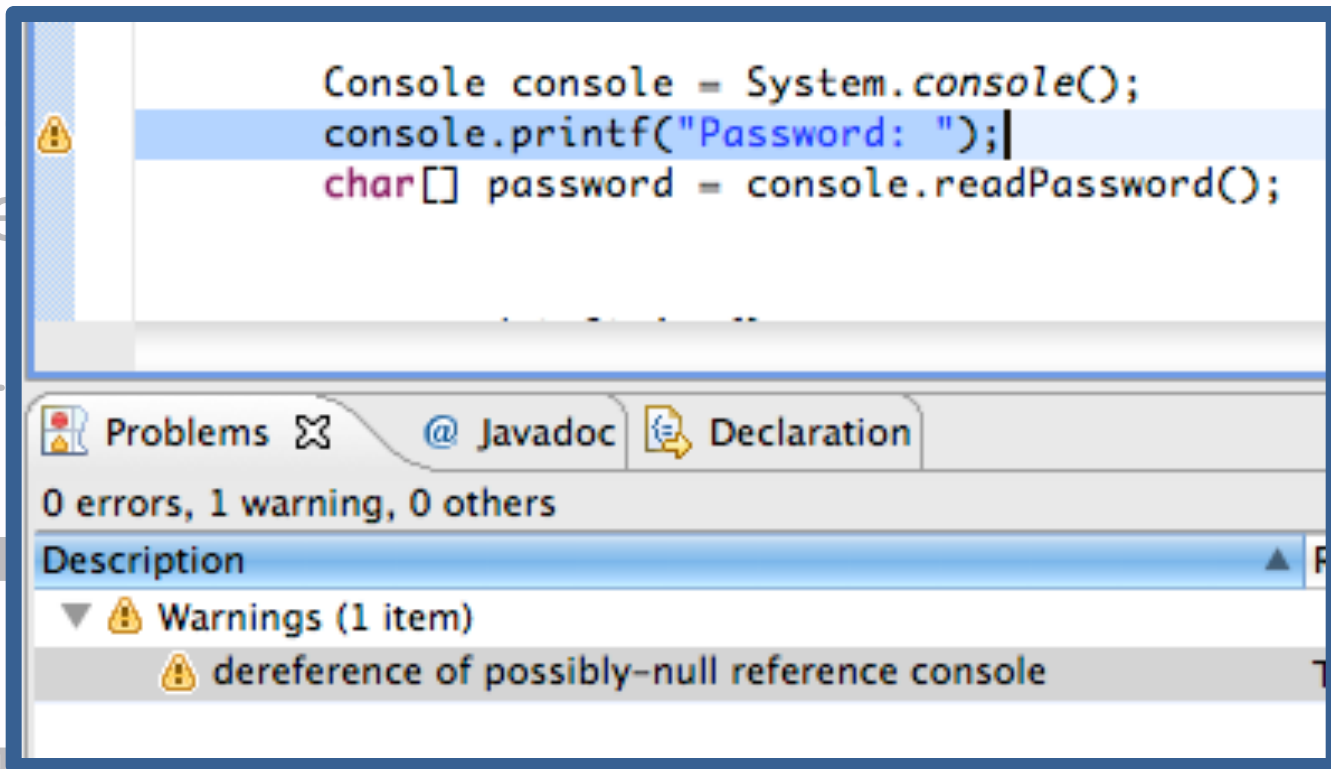
```
found    : @Nullable String
```

```
required: @NonNull String
```

Using a checker

- Run in IDE or on command line

- Work
- pro
- Use



% jav

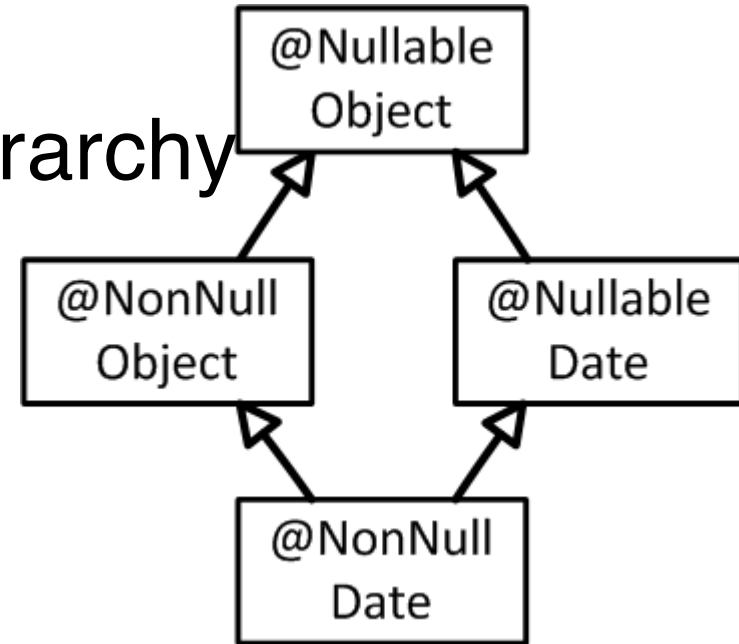
e.java

MyFile

found: ...
required: @NonNull String

What is checked

- Proper use of the type hierarchy
 - assignments
 - method calls and returns
 - overriding



- Proper use of methods and operations
 - No dereferences of possibly-null values

What the checker guarantees

- Program satisfies type property
 - no bugs (of particular varieties)
 - no wrong annotations
- Caveat 1: only for code that is checked
 - Native methods
 - Reflection
 - Code compiled without the pluggable type checker
 - Suppressed warnings
 - Indicates what code a human should analyze
 - Checking part of a program is still useful
- Caveat 2: The checker itself may contain an error

Static and dynamic typing

- Static typing
 - Compiler guarantees some errors cannot happen
 - The set of errors depends on the language
 - Other errors are still possible!
 - Examples: C, C++, Java, C#, ML, Haskell
- Dynamic typing
 - Run-time system tracks types, and throws errors
 - Examples: Racket, Perl, PHP, Python, Ruby, JS
- No type system
 - Example: Assembly

Why we ♥ static typing


- Documentation
- Correctness/reliability
- Refactoring
- Speed

Why we ♥ dynamic typing (= Why we 😡 static typing)

- More concise code
 - Type inference is possible
 - No false positive warnings
- Every static type system rejects some correct programs

```
@NonNull String lineSep  
    = System.getProperty("line.separator");
```

- More flexible code
 - Add fields at run time
 - Change class of an object
- Ability to run tests at any time
 - Feedback is important for quality code
 - Programmer knows whether static or dynamic feedback is best



Advanced features

Avoiding the limitations of the conservative,
static type-checker

Flow sensitivity

- Control flow determines the type

```
if (x==null) {  
    ... // treat as nullable  
} else {  
    ... // treat as non-null  
}
```
- Can refine the type to a subtype

More flow sensitivity

- Which calls type-check? Which calls ought to?

Object name ;	@Nullable String name ;
name = new Object () ;	name = null ;
name.toLowerCase () ;	name.toLowerCase () ;
name = "HELLO" ;	name = "HELLO" ;
name.toLowerCase () ;	name.toLowerCase () ;
name = new Object () ;	name = null ;
name.toLowerCase () ;	name.toLowerCase () ;

Flow sensitivity: permit changes

Legal changes: change to a **subtype**

```
@Nullable String name;  
name = "hello";  
... // treat name as non-null
```

```
@Nullable String name;  
name = otherNullable;  
... // treat name as nullable
```

Illegal changes: change to a **supertype**

Violates the declaration

```
String name;  
name = new Object();  
... // treat name as Object
```

```
@NonNull String name;  
name = null;  
... // treat name as nullable
```


Local type inference

Bottom line:

Rarely write annotations on local variables

Default for nullness checker:

- Non-null except locals

- Locals default to nullable (top of hierarchy)

- Flow-sensitivity changes this as needed

Receiver is just another parameter

How many arguments does `Object.equals` take?

```
class MyClass {  
    @Override  
    public boolean equals(Object other) { ... }  
}
```

Two! Their names are **this** and **other**

Neither one is mutated by the method

- Java 8 syntax

Optional syntax,
for annotations

```
public boolean  
equals(@ReadOnly MyClass this, @ReadOnly Object other) {...}
```

- For backwards compatibility:

```
public boolean equals(/*>>>@ReadOnly MyClass this, */  
@ReadOnly Object other) {...}
```

Find potential null pointer error

```
class C {
    @Nullable Object currentObj;

    // If currentObj is non-null,
    // prints it and a timestamp
    void printCurrent() {
        if (currentObj != null) {
            System.out.println(this.getTimeStamp());
            System.out.println(currentObj.toString());
        }

        Object getTimeStamp () { ... }
    }
}
```

Lack of side effects

```
class C {
    @Nullable Object currentObj;

    // If currentObj is non-null,
    // prints it and a timestamp
    void printCurrent() {
        if (currentObj != null) {
            System.out.println(this.getTimeStamp());
            System.out.println(currentObj.toString());
        }
        @Pure
        Object getTimeStamp() { ... }
    }
}
```

Lazy initialization

```
class C {  
    @LazyNonNull Object currentObj;  
  
    // If currentObj is non-null,  
    // prints it and a timestamp  
    void printCurrent() {  
        if (currentObj != null) {  
            System.out.println(this.getTimeStamp());  
            System.out.println(currentObj.toString());  
        }  
  
        Object getTimeStamp () { ... }  
    }  
}
```

Why doesn't this typecheck?

```
class C {  
    @Nullable Object f;  
  
    void m1 () {  
        setF();  
        f.hashCode();  
    }  
    @AssertNonNullAfter ("this.f")  
    void setF () {  
        this.f = new Object();  
    }  
}
```

Possible
NullPointerException

Postcondition

Type-checking is **modular** – reason from specs, not from implementation
Libraries you call must be annotated (much of the JDK is provided)

Why doesn't this typecheck?

```
// Default: @NonNull
class C {
    Map<String, Date> m;
    String getDateString(String k) {
        return m.get(k).toString();
    }
}
```

Non-null map from
non-null String
to non-null Date

Non-null String

Possible
NullPointerException

Map keys

```
// Default: @NonNull
class C {
    Map<String, Date> m;
    String getDateString(@KeyFor("m") String k) {
        return m.get(k).toString();
    }
}
```

`Map.get` returns null if the key is not in the map

Map is a formal parameter

```
class C {  
    Date getDate(Map<String, Date> m,  
                String k) {  
        return m.get(k);  
    }  
  
    void useDate(Map<String, Date> m) {  
        String s = "now",  
        Date d = new Date();  
        m.put(s, d);  
        getDate(s);  
    }  
}
```

Naming a formal parameter

```
class C {  
    Date getDate (Map<String, Date> m,  
                 @KeyFor("#1") String key) {  
        return m.get(k);  
    }  
  
    void useDate (Map<String, Date> m) {  
        String s = "now",  
              d = new Date();  
        m.put(s, d);  
        getDate(s);  
    }  
}
```

Use number, not
name, for formal
parameters. ☹

Start counting at 1.

How to annotate identity?

```
String identity(String arg) {  
    return arg;  
}
```

```
void client() { // desired result:  
    identity("hello").hashCode(); // OK; no warning  
    identity(null).hashCode(); // compiler warning  
}
```

How should identity be *written*?

These types are too specific:

```
String identity(String arg) {  
    return arg;  
}
```

We want to say:

```
ThatSameType identity(AnyType arg) {  
    return arg;  
}
```

In Java, this is expressed as:

```
<T> T identity(T arg) {  
    return arg;  
}
```

identity has many types:

- String → String
- Integer → Integer
- List<Date> → List<Date>

Java automatically chooses the best type at each call site

We also write this as: $\forall T. T \rightarrow T$

Java calls this a *generic method*

The standard term is *polymorphism*

Polymorphism over nullness

```
@PolyNull String identity(@PolyNull String arg) {  
    return arg;  
}
```

```
void client() {  
    identity("hello").hashCode(); // OK; no warning  
    identity(null).hashCode();    // compiler warning  
}
```

@PolyNull is a **hack** is necessary for non-generic methods

It is not necessary for generic methods:

```
// No annotations, but type-checks just like identity().  
<T> T identity2(T arg) {  
    return arg;  
}
```

Safe but un-annotatable code

```
class Point {
    // rep invariant: either rep1 or rep2 is non-null
    XAndY rep1;
    RhoAndTheta rep2;

    float magnitude() {
        if (rep1 != null) {
            return Math.sqrt(rep1.x * rep1.x
                               + rep1.y * rep1.y);
        } else {
            // We know rep2 is non-null at this point.
            return rep2.rho;
        }
    }
}
```

How to run the Nullness Checker

- `ant check-nullness`
- Run ant from within Eclipse
- Eclipse plug-in

More resources:

- Checker Framework manual

<http://types.cs.uw.edu/checker-framework/>

Why run the Nullness Checker?

- In Winter 2011:
 - *Every* student discovered null pointer bugs
 - Students wished they had been using the Nullness Checker from the beginning of the quarter

Nullness annotation summary

@Nullable

@NonNull (rarely used)

@LazyNonNull

Preconditions: **@NonNullOnEntry**

Postconditions:

@Pure

@AssertNonNullAfter

@AssertNonNullIfTrue

@AssertNonNullIfFalse

Initialization: **@Raw** (rarely used)

Maps: **@KeyFor**

Polymorphism: **@PolyNull** (rarely used)

Key ideas

- Many “run-time errors” can actually be prevented at compile time
- A type system is a simple way of doing so
- A stronger type system more expressive
 - This can be good or bad
- More practice understanding subtyping