

CSE 312

Foundations of Computing II

Lecture 15: Continuous RV

Agenda

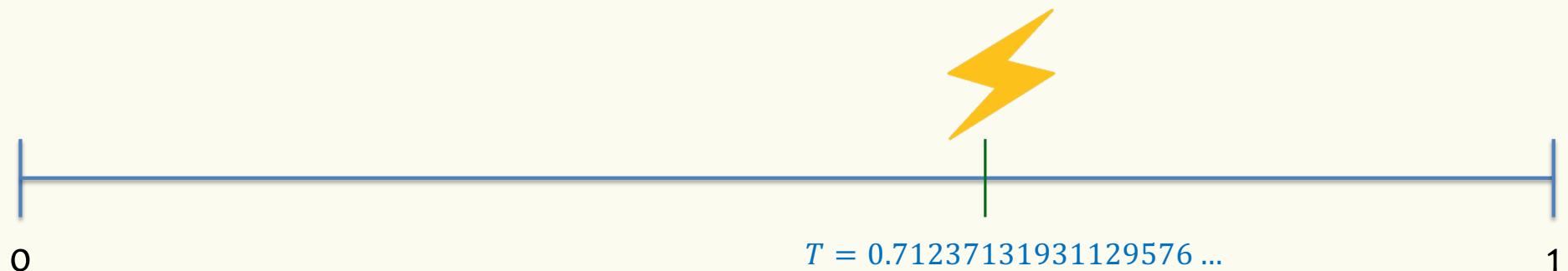
- Continuous Random Variables ◀
- Probability Density Function
- Cumulative Distribution Function
- Expectation and Variance of continuous r.v.
- Introduction to continuous zoo

Often we want to model experiments where the outcome is not discrete.

Example – Lightning Strike

Lightning strikes a pole within a one-minute time frame

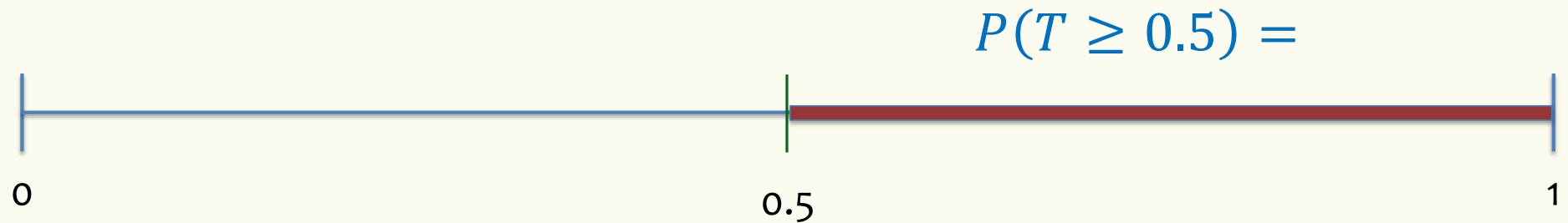
- T = time of lightning strike
- Every time within $[0,1]$ is equally likely
 - Time measured with infinitesimal precision.



The outcome space is not discrete

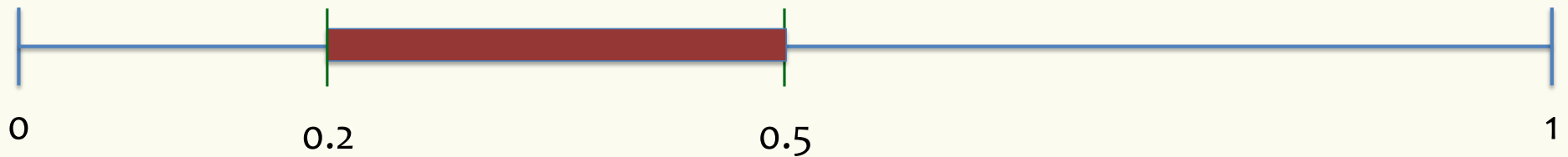
Lightning strikes a pole within a one-minute time frame

- T = time of lightning strike
- Every point in time within $[0,1]$ is equally likely



Lightning strikes a pole within a one-minute time frame

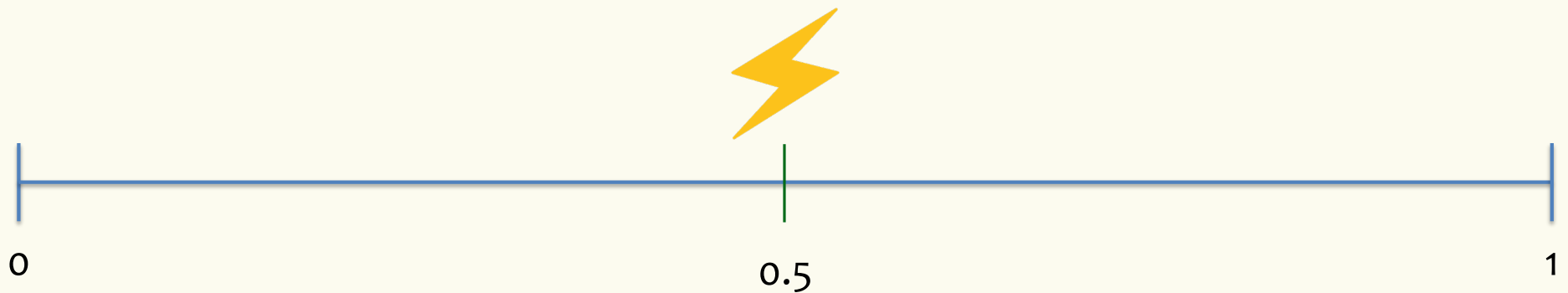
- T = time of lightning strike
- Every point in time within $[0,1]$ is equally likely



$$P(0.2 \leq T \leq 0.5) =$$

Lightning strikes a pole within a one-minute time frame

- T = time of lightning strike
- Every point in time within $[0,1]$ is equally likely



$$P(T = 0.5) =$$

Bottom line

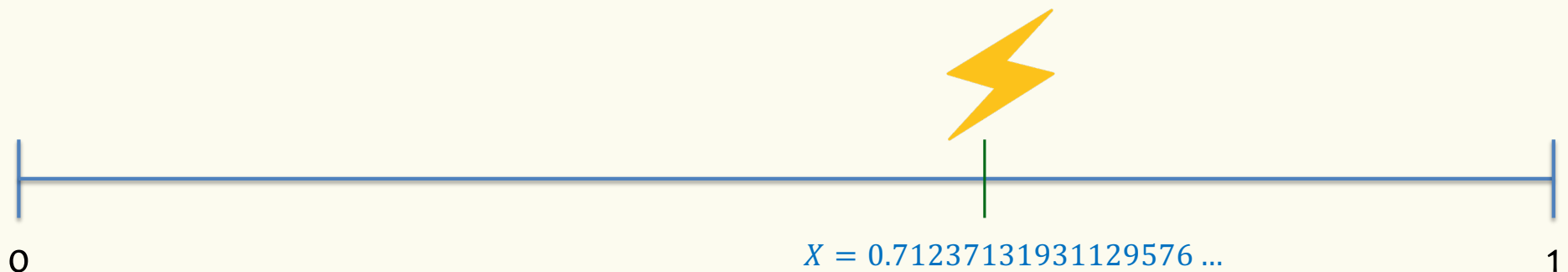
- This gives rise to a different type of random variable
- $P(T = x) = 0$ for all $x \in [0,1]$
- Yet, somehow we want
 - $P(T \in [0,1]) = 1$
 - $P(T \in [a, b]) = b - a$
 - ...
- How do we model the behavior of T ?

First try: A discrete approximation

Example – Lightning Strike

Lightning strikes a pole within a one-minute time frame

- X = time of lightning strike
- Every time within $[0,1]$ is equally likely
 - Time measured with infinitesimal precision.

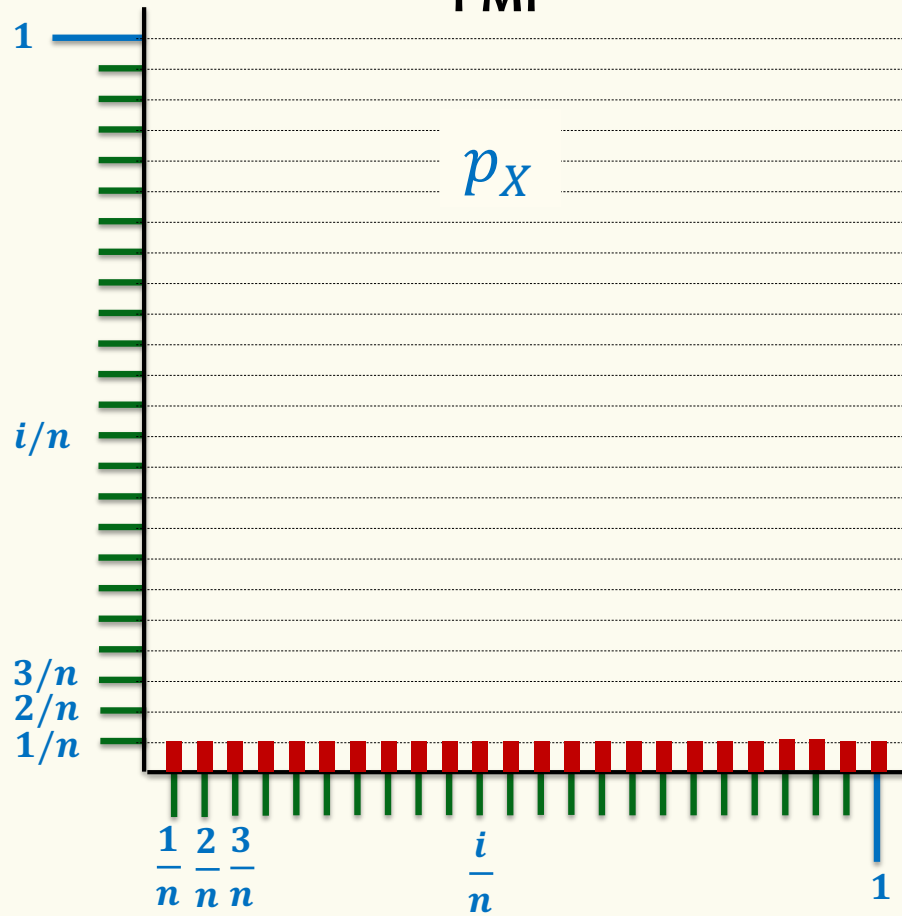


Discrete approximation?

A Discrete Approximation

Probability Mass Function

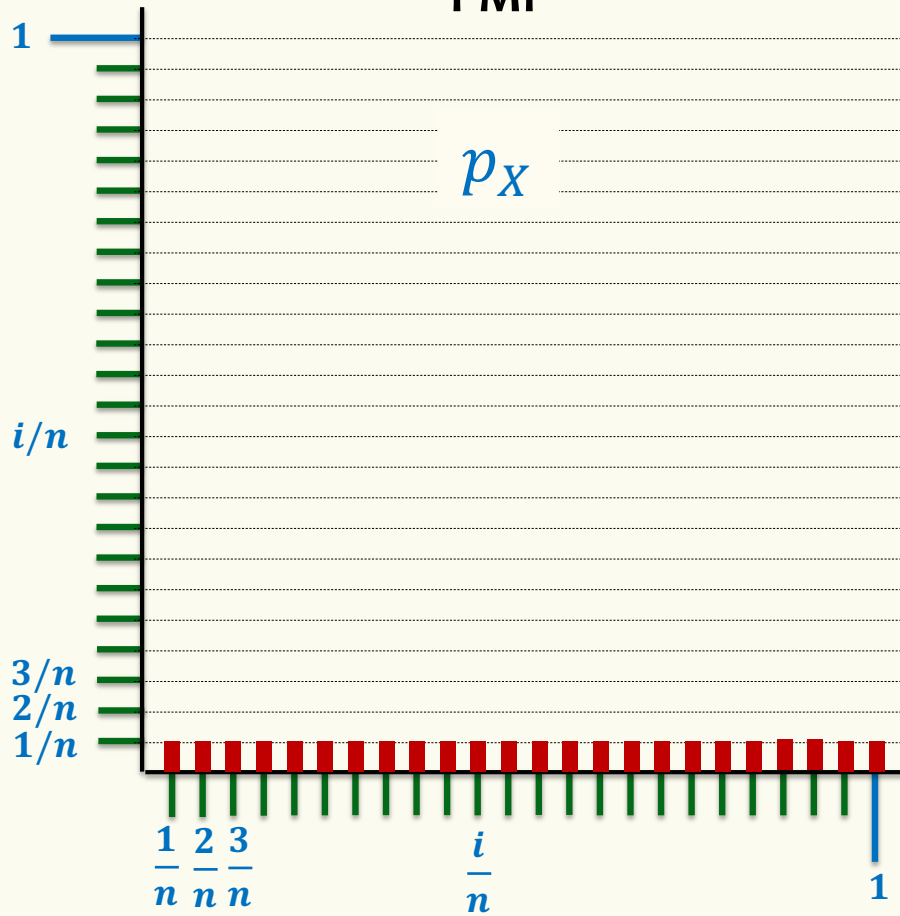
PMF



A Discrete Approximation

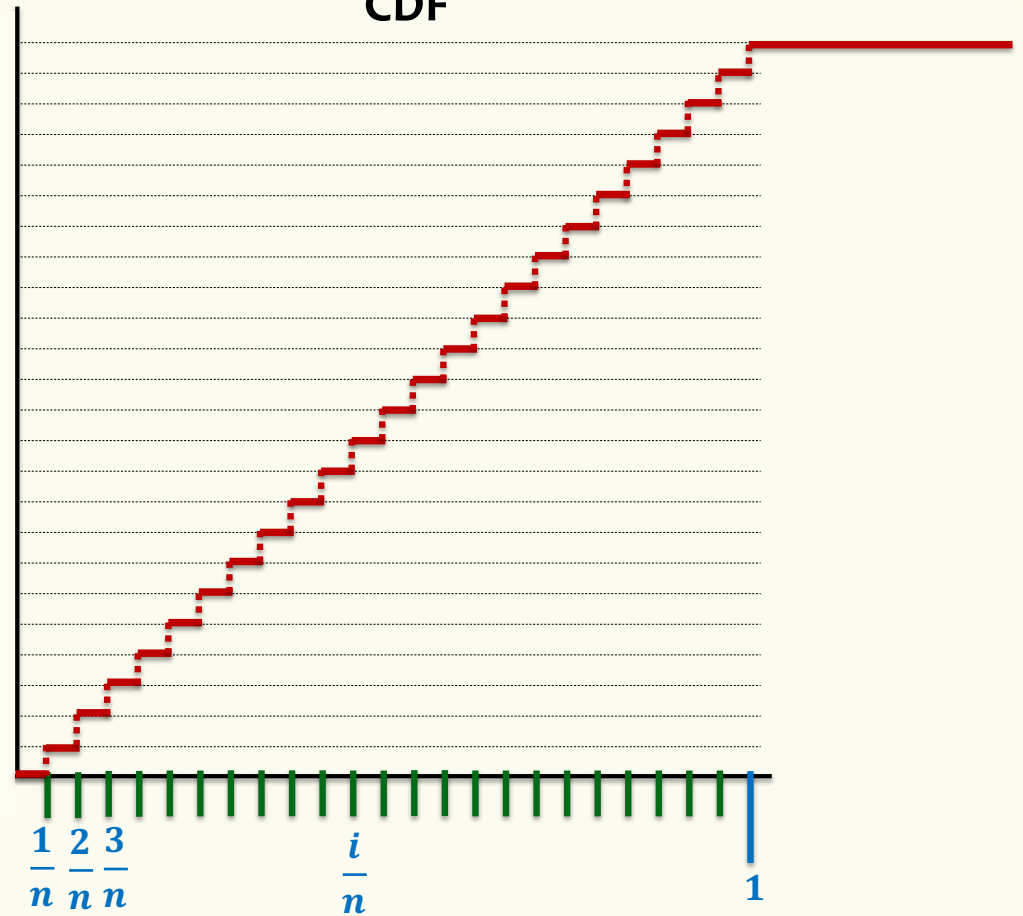
Probability Mass Function

PMF

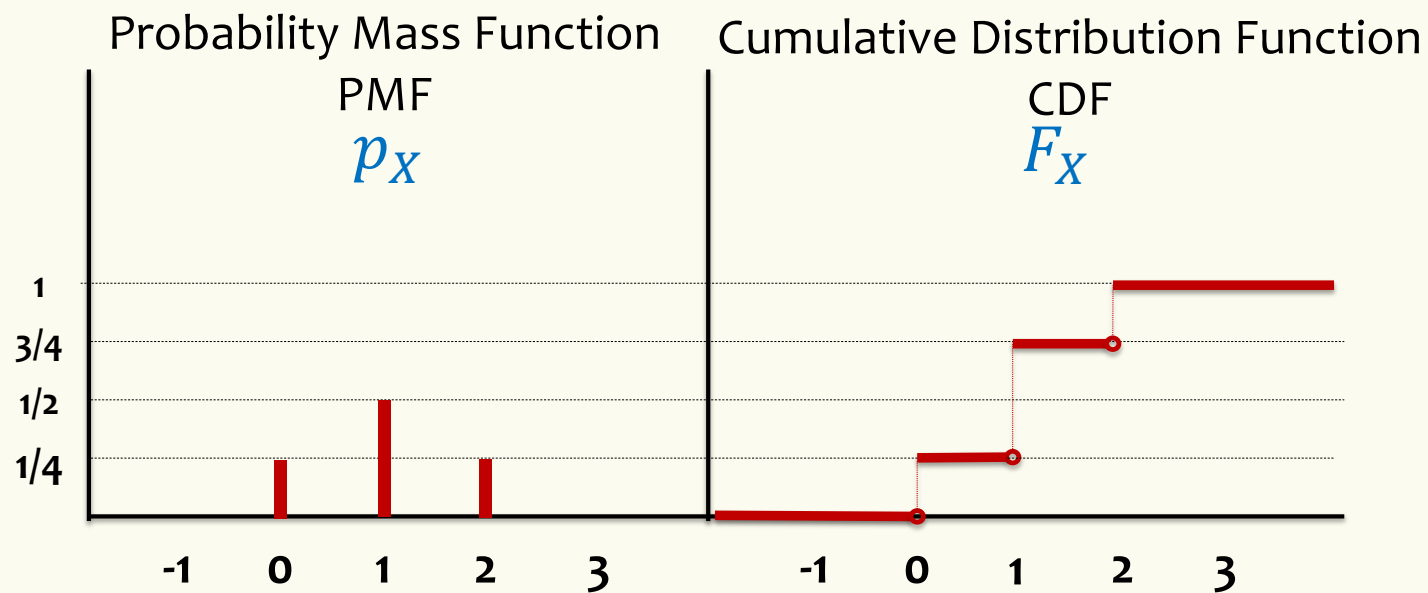


Cumulative Distribution Function

CDF

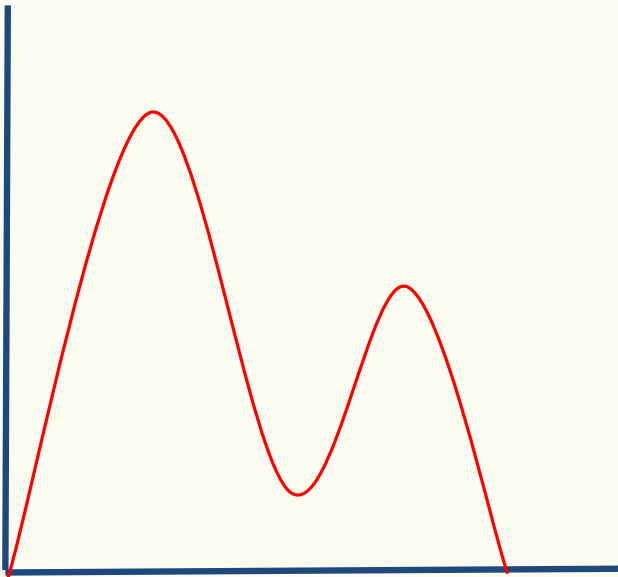


Recall: Cumulative Distribution Function (CDF)

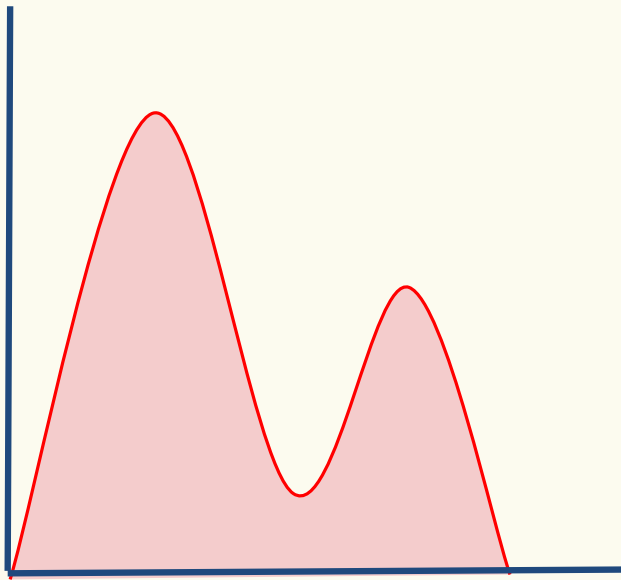


Definition. A **continuous random variable** X is defined by a **probability density function** (PDF) $f_X: \mathbb{R} \rightarrow \mathbb{R}$, such that

Non-negativity: $f_X(x) \geq 0$ for all $x \in \mathbb{R}$



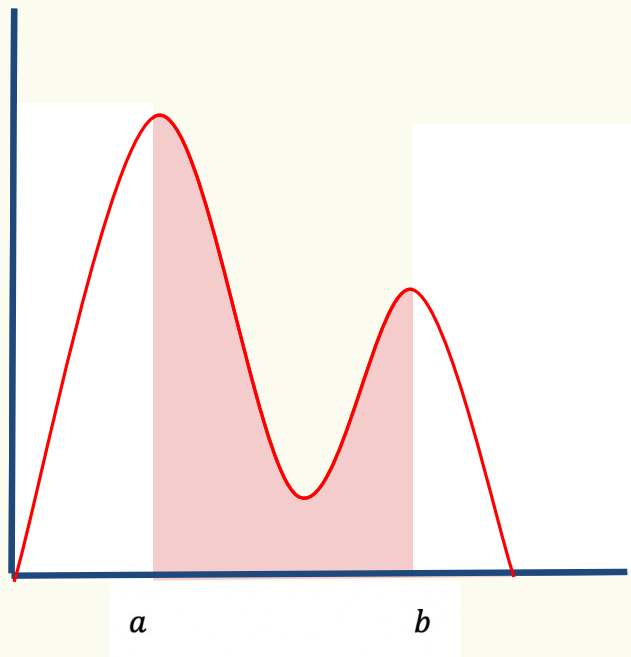
Probability Density Function - Intuition



Non-negativity: $f_X(x) \geq 0$ for all $x \in \mathbb{R}$

Normalization: $\int_{-\infty}^{+\infty} f_X(x) dx = 1$

Probability Density Function - Intuition

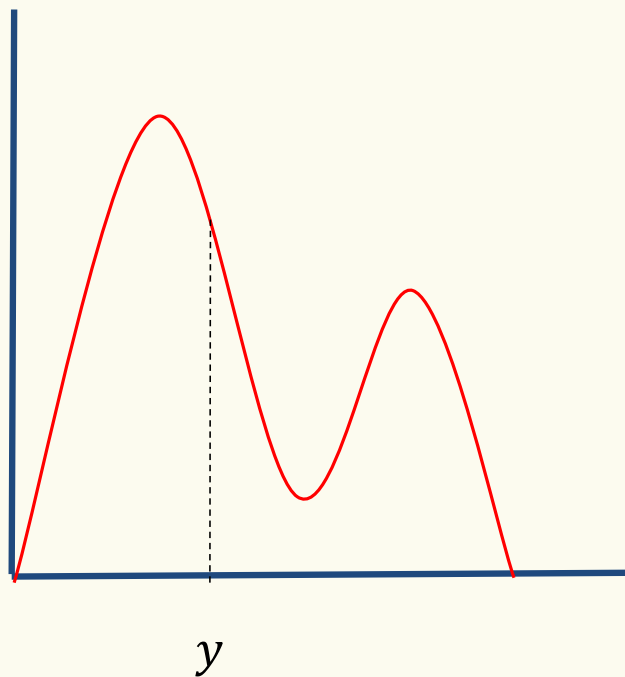


Non-negativity: $f_X(x) \geq 0$ for all $x \in \mathbb{R}$

Normalization: $\int_{-\infty}^{+\infty} f_X(x) dx = 1$

$$F(b) - F(a) = P(a \leq X \leq b) = \int_a^b f_X(x) dx$$

Probability Density Function - Intuition



Non-negativity: $f_X(x) \geq 0$ for all $x \in \mathbb{R}$

Normalization: $\int_{-\infty}^{+\infty} f_X(x) dx = 1$

$$F(b) - F(a) = P(a \leq X \leq b) = \int_a^b f_X(x) dx$$

$$P(X = y) = P(y \leq X \leq y) = \int_y^y f_X(x) dx = 0$$



Density \neq Probability

$$f_X(y) \neq 0 \quad P(X = y) = 0$$

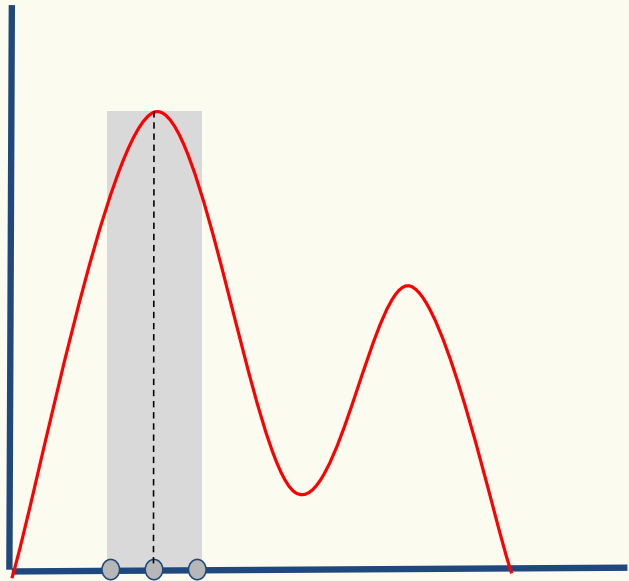
Probability Density Function - Intuition

Non-negativity: $f_X(x) \geq 0$ for all $x \in \mathbb{R}$

Normalization: $\int_{-\infty}^{+\infty} f_X(x) dx = 1$

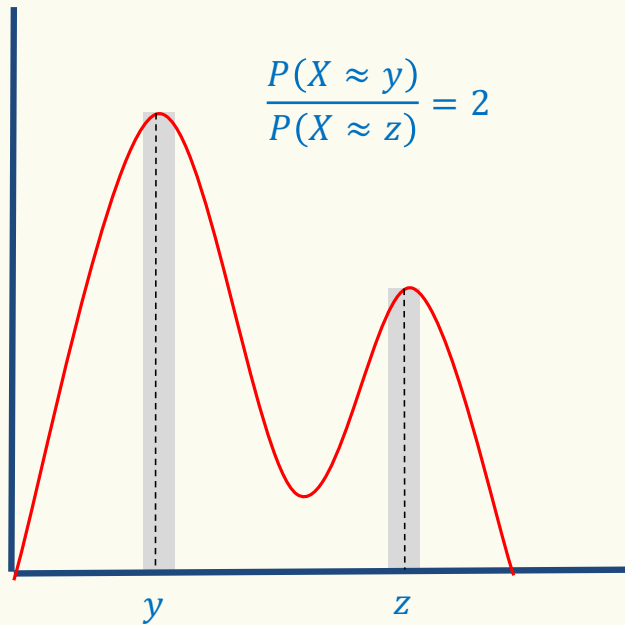
$$F(b) - F(a) = P(a \leq X \leq b) = \int_a^b f_X(x) dx$$

$$P(X = y) = P(y \leq X \leq y) = \int_y^y f_X(x) dx = 0$$


$$P(X \approx y) \approx P\left(y - \frac{\epsilon}{2} \leq X \leq y + \frac{\epsilon}{2}\right) = \int_{y - \frac{\epsilon}{2}}^{y + \frac{\epsilon}{2}} f_X(x) dx \approx \epsilon f_X(y)$$

What $f_X(x)$ measures: The local **rate** at which probability accumulates

Probability Density Function - Intuition



Non-negativity: $f_X(x) \geq 0$ for all $x \in \mathbb{R}$

Normalization: $\int_{-\infty}^{+\infty} f_X(x) dx = 1$

$$F(b) - F(a) = P(a \leq X \leq b) = \int_a^b f_X(x) dx$$

$$P(X = y) = P(y \leq X \leq y) = \int_y^y f_X(x) dx = 0$$

$$P(X \approx y) \approx P\left(y - \frac{\epsilon}{2} \leq X \leq y + \frac{\epsilon}{2}\right) = \int_{y - \frac{\epsilon}{2}}^{y + \frac{\epsilon}{2}} f_X(x) dx \approx \epsilon f_X(y)$$

$$\frac{P(X \approx y)}{P(X \approx z)} \approx \frac{\epsilon f_X(y)}{\epsilon f_X(z)} = \frac{f_X(y)}{f_X(z)} \quad 20$$

Definition. A **continuous random variable** X is defined by a **probability density function** (PDF) $f_X: \mathbb{R} \rightarrow \mathbb{R}$, such that

Non-negativity: $f_X(x) \geq 0$ for all $x \in \mathbb{R}$

Normalization: $\int_{-\infty}^{+\infty} f_X(x) dx = 1$

$$F(b) - F(a) = P(a \leq X \leq b) = \int_a^b f_X(x) dx$$

$$P(X = y) = P(y \leq X \leq y) = \int_y^y f_X(x) dx = 0$$

$$P(X \approx y) \approx P\left(y - \frac{\epsilon}{2} \leq X \leq y + \frac{\epsilon}{2}\right) = \int_{y - \frac{\epsilon}{2}}^{y + \frac{\epsilon}{2}} f_X(x) dx \approx \epsilon f_X(y)$$

$$\frac{P(X \approx y)}{P(X \approx z)} \approx \frac{\epsilon f_X(y)}{\epsilon f_X(z)} = \frac{f_X(y)}{f_X(z)}$$

Cumulative Distribution Function

Definition. The **cumulative distribution function (cdf)** of X is

$$F_X(a) = P(X \leq a) = \int_{-\infty}^a f_X(x) dx$$

By the fundamental theorem of Calculus $f_X(x) = \frac{d}{dx} F_X(x)$

From Discrete to Continuous

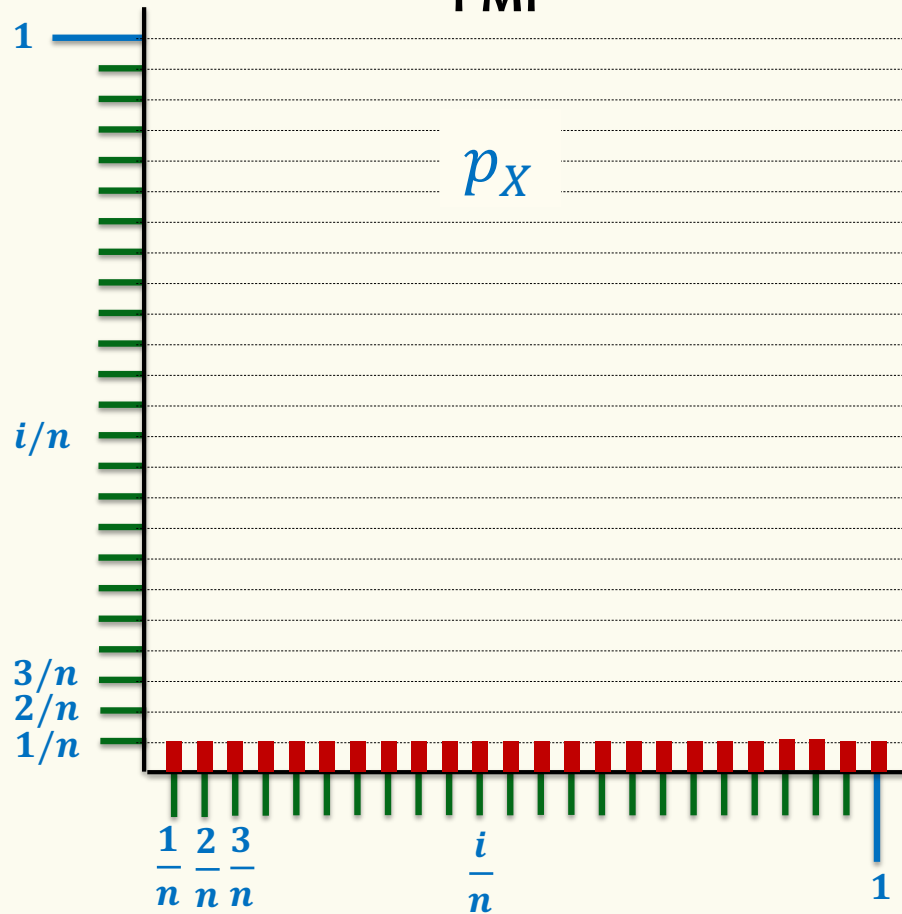
	Discrete	Continuous
PMF/PDF	$p_X(x) = P(X = x)$	$f_X(x) \neq P(X = x) = 0$
CDF	$F_X(x) = \sum_{t \leq x} p_X(t)$	$F_X(x) = \int_{-\infty}^x f_X(t) dt$
Normalization	$\sum_x p_X(x) = 1$	$\int_{-\infty}^{\infty} f_X(x) dx = 1$



A Discrete Approximation

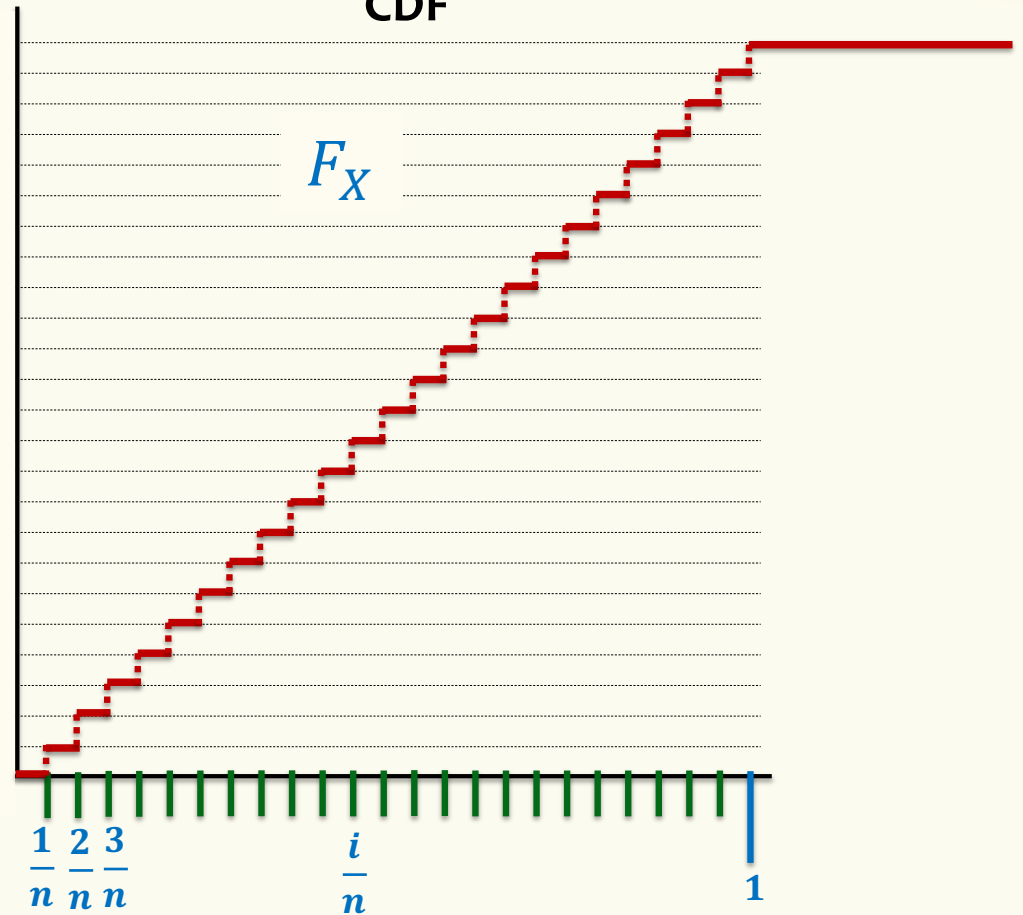
Probability Mass Function

PMF



Cumulative Distribution Function

CDF

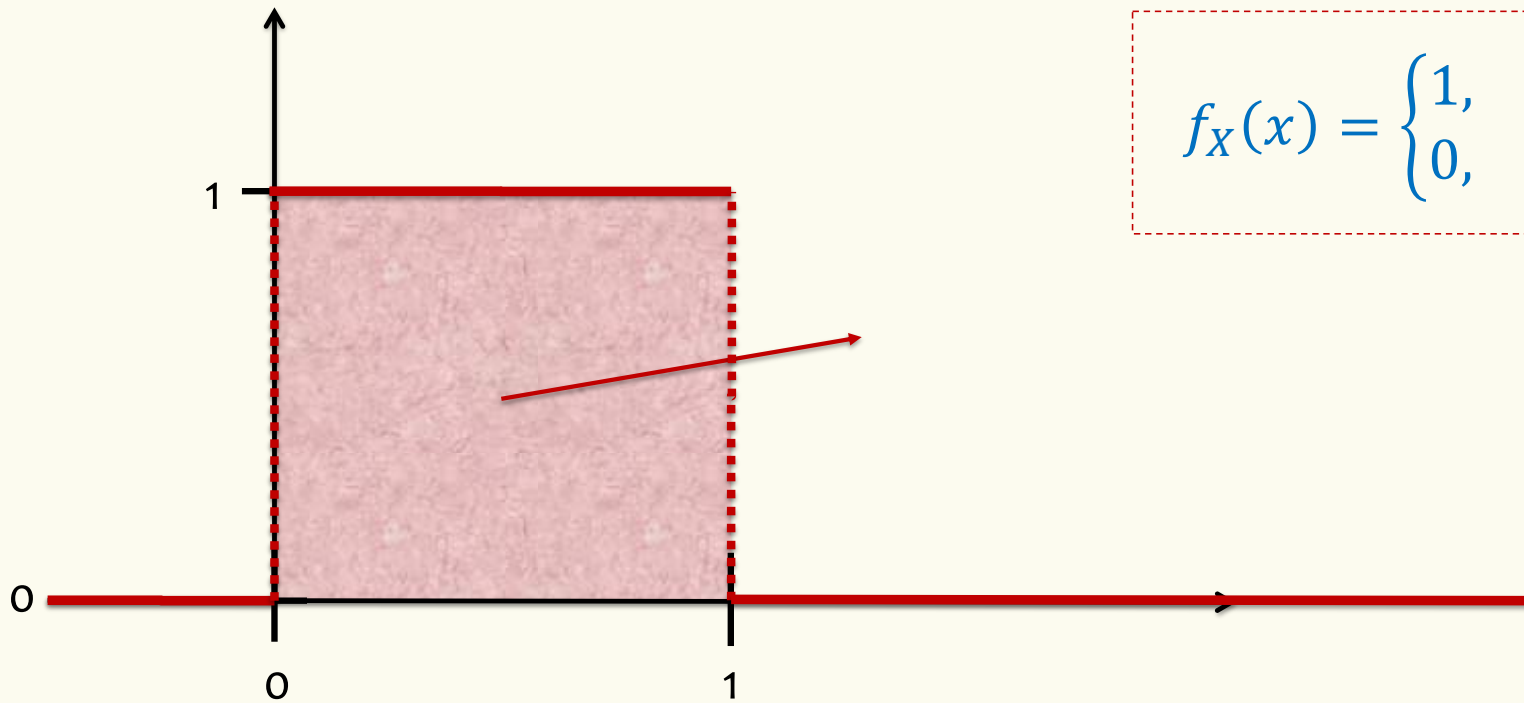


PDF of Uniform RV

$X \sim \text{Unif}(0,1)$


$$F_X(x) = P(X \leq x) = \begin{cases} 0 & x \leq 0 \\ x & 0 \leq x \leq 1 \\ 1 & 1 \leq x \end{cases}$$

$$f_X(x) = \begin{cases} 1, & x \in [0,1] \\ 0, & x \notin [0,1] \end{cases}$$



$X \sim \text{Unif}(0,1)$

$$f_X(x) = \begin{cases} 1, & x \in [0,1] \\ 0, & x \notin [0,1] \end{cases}$$



$$F_X(x) = P(X \leq x) = \begin{cases} 0 & x \leq 0 \\ x & 0 \leq x \leq 1 \\ 1 & 1 \leq x \end{cases}$$

Non-negativity: $f_X(x) \geq 0$ for all $x \in \mathbb{R}$

Normalization: $\int_{-\infty}^{+\infty} f_X(x) dx = 1$

$$F(b) - F(a) = P(a \leq X \leq b) = \int_a^b f_X(x) dx$$

$$P(X = y) = P(y \leq X \leq y) = \int_y^y f_X(x) dx = 0$$

$$P(X \approx y) \approx \epsilon f_X(y)$$

$$\frac{P(X \approx y)}{P(X \approx z)} \approx \frac{\epsilon f_X(y)}{\epsilon f_X(z)} = \frac{f_X(y)}{f_X(z)}$$

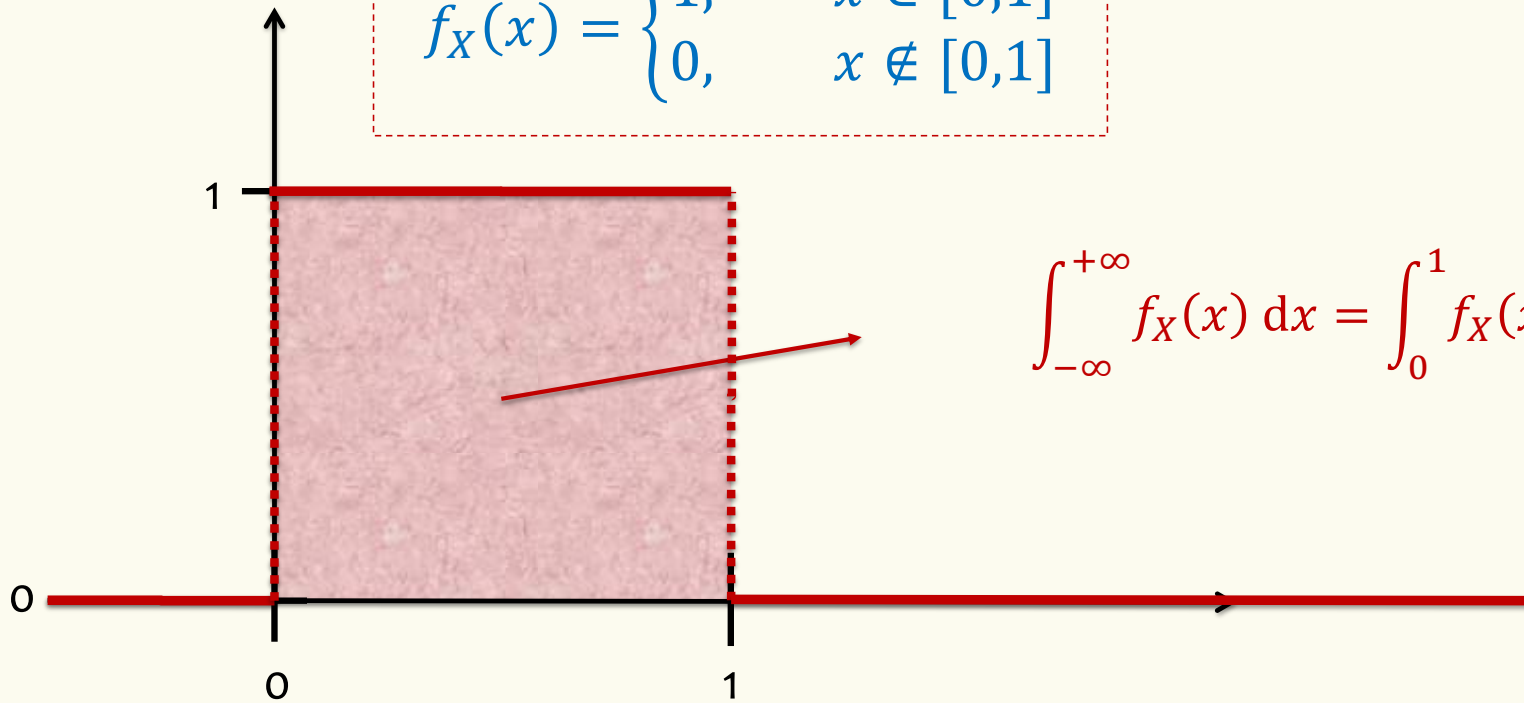
PDF of Uniform RV

$X \sim \text{Unif}(0,1)$

Non-negativity: $f_X(x) \geq 0$ for all $x \in \mathbb{R}$

Normalization: $\int_{-\infty}^{+\infty} f_X(x) dx = 1$

$$f_X(x) = \begin{cases} 1, & x \in [0,1] \\ 0, & x \notin [0,1] \end{cases}$$



$$\int_{-\infty}^{+\infty} f_X(x) dx = \int_0^1 f_X(x) dx = 1 \cdot 1 = 1$$

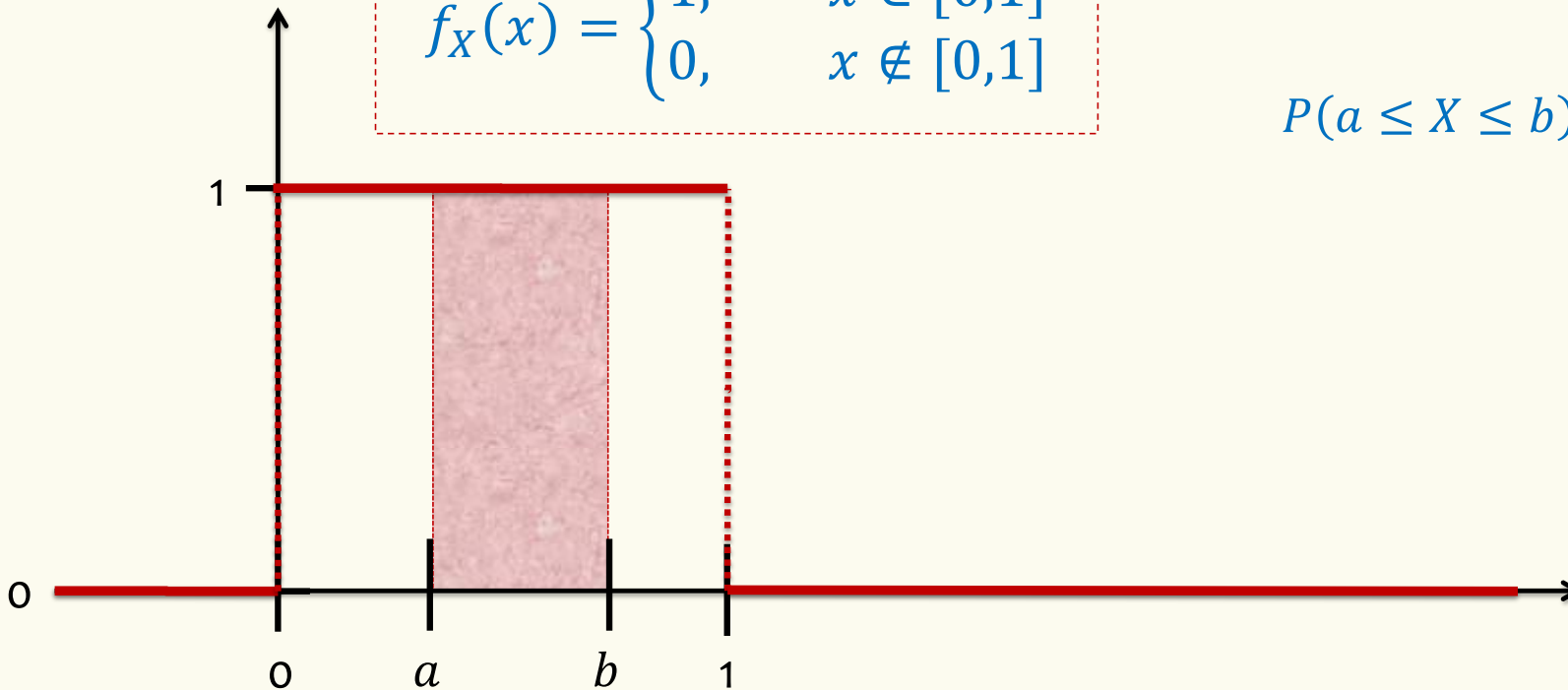
Probability of Event

$X \sim \text{Unif}(0,1)$

Non-negativity: $f_X(x) \geq 0$ for all $x \in \mathbb{R}$

Normalization: $\int_{-\infty}^{+\infty} f_X(x) dx = 1$

$$f_X(x) = \begin{cases} 1, & x \in [0,1] \\ 0, & x \notin [0,1] \end{cases}$$

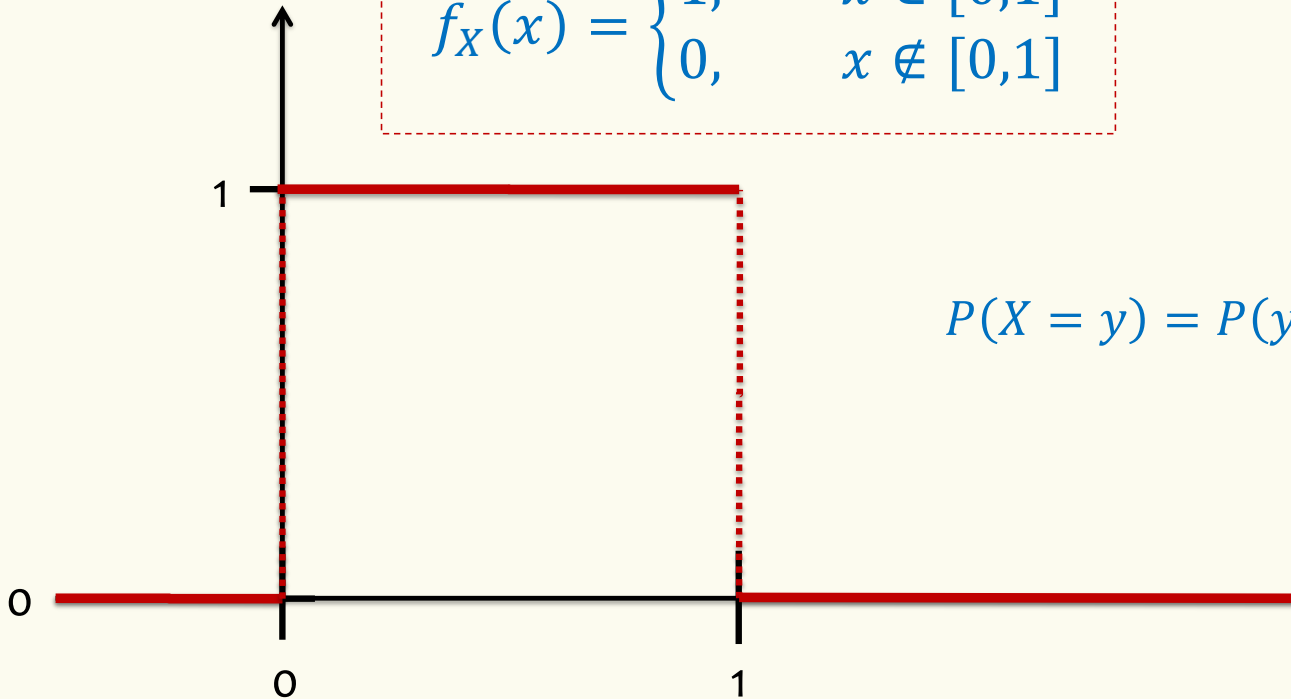


$$P(a \leq X \leq b) = \int_a^b f_X(x) dx$$

Probability of Event

$X \sim \text{Unif}(0,1)$

$$f_X(x) = \begin{cases} 1, & x \in [0,1] \\ 0, & x \notin [0,1] \end{cases}$$



Non-negativity: $f_X(x) \geq 0$ for all $x \in \mathbb{R}$

Normalization: $\int_{-\infty}^{+\infty} f_X(x) dx = 1$

$$P(a \leq X \leq b) = \int_a^b f_X(x) dx$$

$$P(X = y) = P(y \leq X \leq y) = \int_y^y f_X(x) dx = 0$$

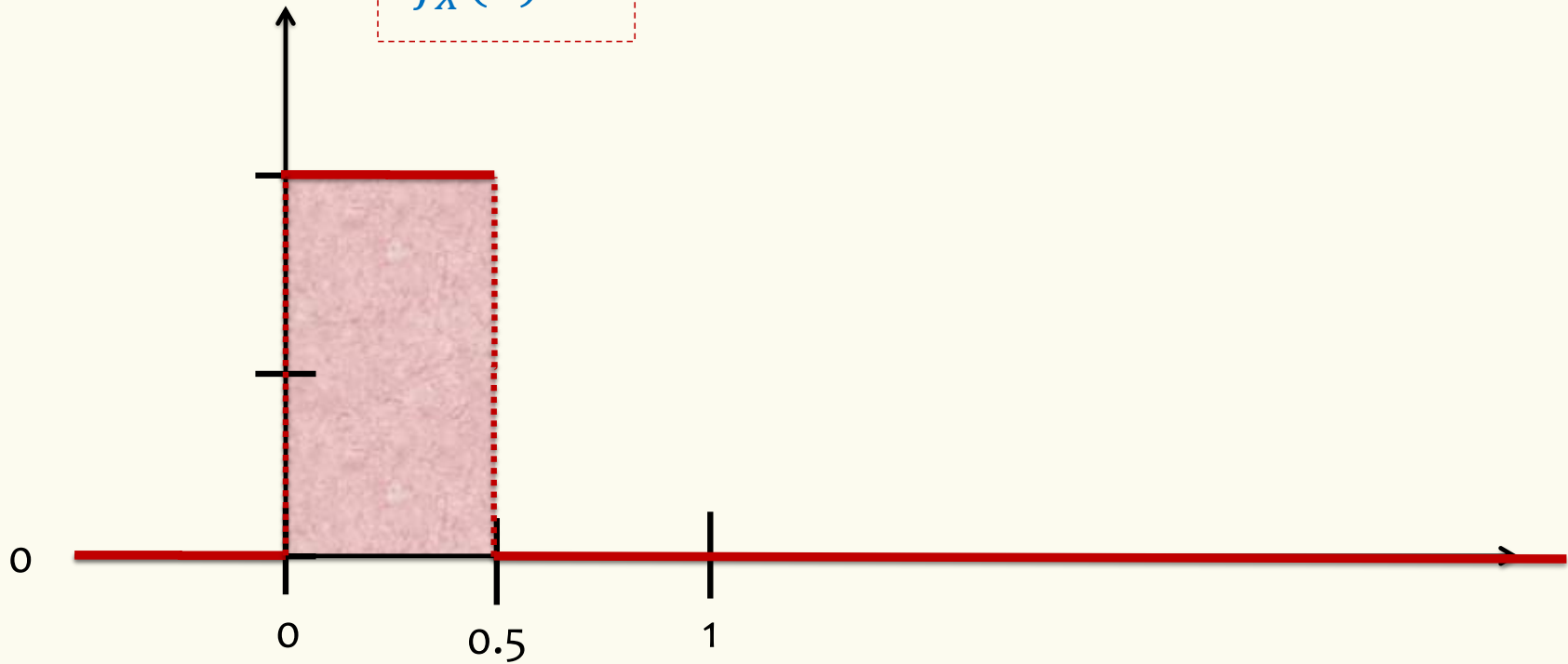
$$P(X \approx y) \approx \epsilon f_X(y) = \epsilon$$

$$\frac{P(X \approx y)}{P(X \approx z)} \approx \frac{\epsilon f_X(y)}{\epsilon f_X(z)} = \frac{f_X(y)}{f_X(z)}$$

PDF of Uniform RV

$X \sim \text{Unif}(0,0.5)$

$$f_X(x) =$$



PDF of Uniform RV

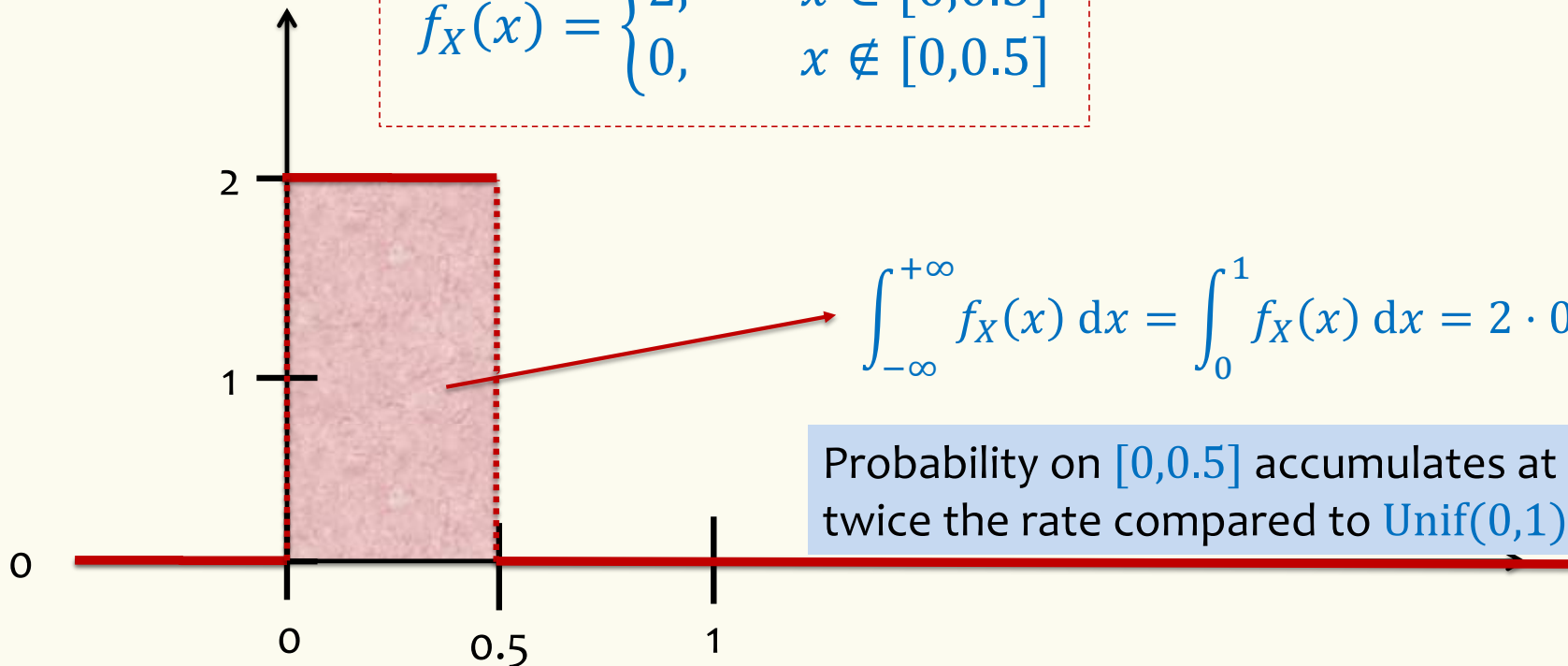
$$X \sim \text{Unif}(0,0.5)$$



Density \neq Probability

$f_X(x) \gg 1$ is possible!

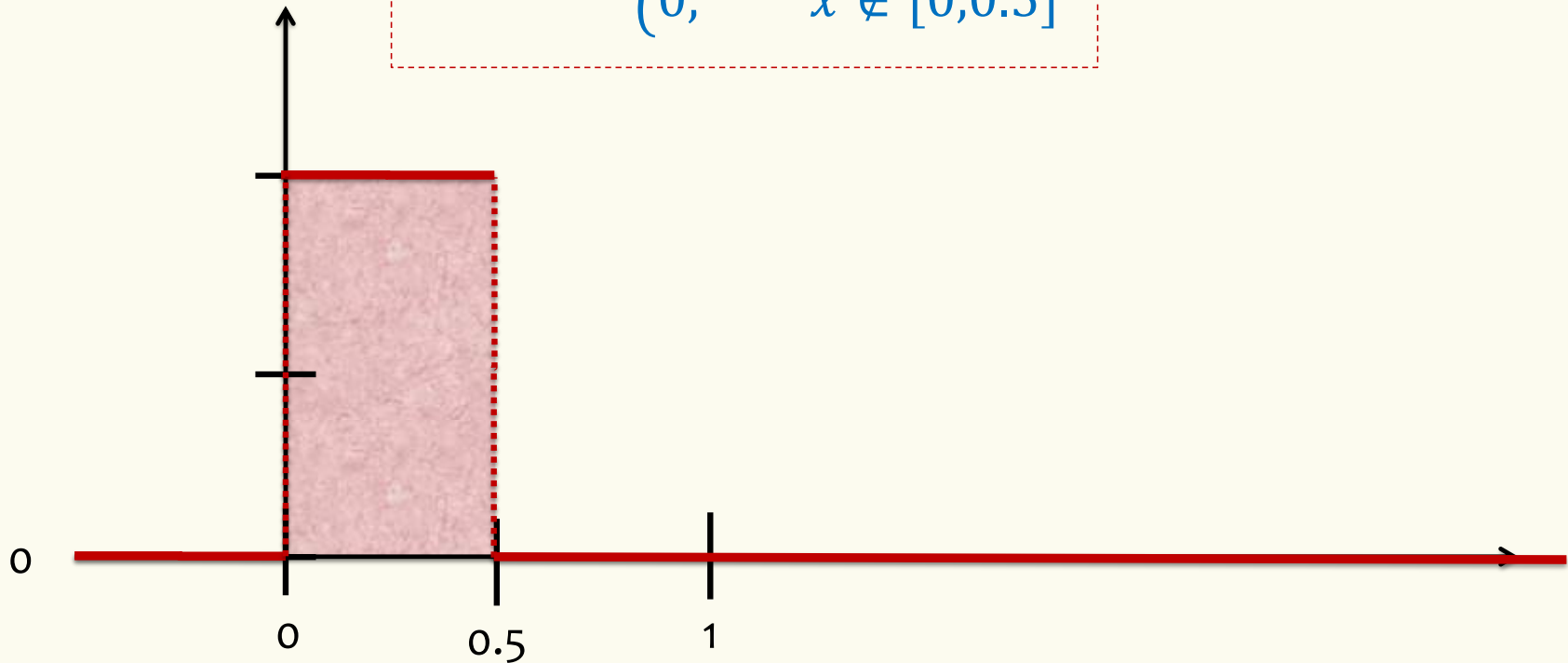
$$f_X(x) = \begin{cases} 2, & x \in [0,0.5] \\ 0, & x \notin [0,0.5] \end{cases}$$



PDF of Uniform RV

$X \sim \text{Unif}(0,0.5)$

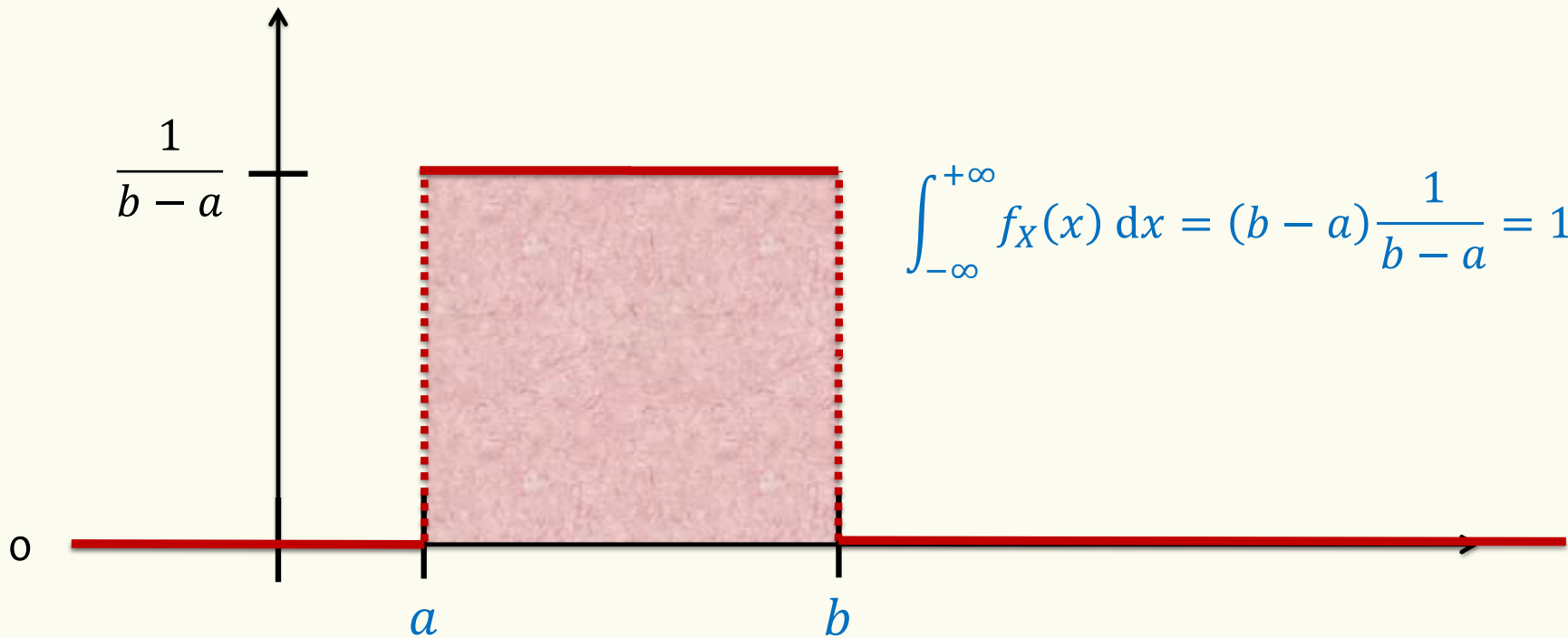
$$f_X(x) = \begin{cases} 2, & x \in [0,0.5] \\ 0, & x \notin [0,0.5] \end{cases}$$



Uniform Distribution

$X \sim \text{Unif}(a, b)$

$$f_X(x) = \begin{cases} \frac{1}{b-a} & x \in [a, b] \\ 0 & \text{else} \end{cases}$$



$$\int_{-\infty}^{+\infty} f_X(x) dx = (b-a) \frac{1}{b-a} = 1$$

Cumulative Distribution Function

Definition. The **cumulative distribution function (cdf)** of X is

$$F_X(a) = P(X \leq a) = \int_{-\infty}^a f_X(x) dx$$

By the fundamental theorem of Calculus $f_X(x) = \frac{d}{dx} F_X(x)$

From Discrete to Continuous

	Discrete	Continuous
PMF/PDF	$p_X(x) = P(X = x)$	$f_X(x) \neq P(X = x) = 0$
CDF	$F_X(x) = \sum_{t \leq x} p_X(t)$	$F_X(x) = \int_{-\infty}^x f_X(t) dt$
Normalization	$\sum_x p_X(x) = 1$	$\int_{-\infty}^{\infty} f_X(x) dx = 1$

Cumulative Distribution Function

Definition. The **cumulative distribution function (cdf)** of X is

$$F_X(a) = P(X \leq a) = \int_{-\infty}^a f_X(x) dx$$


By the fundamental theorem of Calculus $f_X(x) = \frac{d}{dx} F_X(x)$

Therefore: $P(X \in [a, b]) = F_X(b) - F_X(a)$

F_X is monotone increasing, since $f_X(x) \geq 0$. That is $F_X(c) \leq F_X(d)$ for $c \leq d$

$$\lim_{a \rightarrow -\infty} F_X(a) = P(X \leq -\infty) = 0 \quad \lim_{a \rightarrow +\infty} F_X(a) = P(X \leq +\infty) = 1$$

Agenda

- Continuous Random Variables
- Probability Density Function
- Cumulative Distribution Function
- **Expectation and Variance of continuous r.v.** 
- Introduction to continuous zoo

Expectation of a Continuous RV

Definition. The **expected value** of a continuous RV X is defined as

$$\mathbb{E}[X] = \int_{-\infty}^{+\infty} f_X(x) \cdot x \, dx$$

Fact. $\mathbb{E}[aX + bY + c] = a\mathbb{E}[X] + b\mathbb{E}[Y] + c$

← Proof follows same ideas as discrete case

Expectation of a Continuous RV

Definition. The **expected value** of a continuous RV X is defined as

$$\mathbb{E}[X] = \int_{-\infty}^{+\infty} f_X(x) \cdot x \, dx$$


Fact. $\mathbb{E}[aX + bY + c] = a\mathbb{E}[X] + b\mathbb{E}[Y] + c$

Proofs follow same ideas as discrete case

Definition. The **variance** of a continuous RV X is defined as

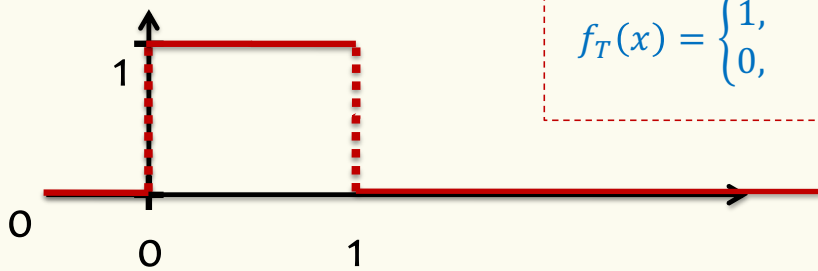
$$\text{Var}(X) = \int_{-\infty}^{+\infty} f_X(x) \cdot (x - \mathbb{E}[X])^2 \, dx = \mathbb{E}[X^2] - \mathbb{E}[X]^2$$

Agenda

- Zoo of continuous random variables
 - Uniform Distribution 
 - Exponential Distribution
 - Normal Distribution

Expectation of a Continuous RV

Example. $T \sim \text{Unif}(0,1)$



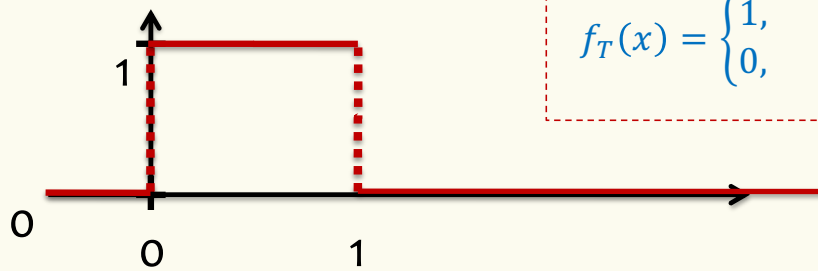
$$f_T(x) = \begin{cases} 1, & x \in [0,1] \\ 0, & x \notin [0,1] \end{cases}$$

Definition.

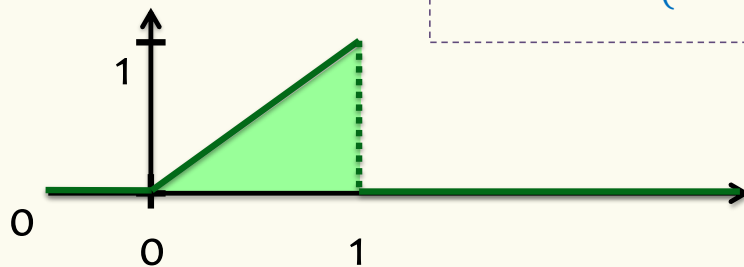
$$\mathbb{E}[X] = \int_{-\infty}^{+\infty} f_X(x) \cdot x \, dx$$

Expectation of a Continuous RV

Example. $T \sim \text{Unif}(0,1)$



$$f_T(x) = \begin{cases} 1, & x \in [0,1] \\ 0, & x \notin [0,1] \end{cases}$$



$$f_T(x) \cdot x = \begin{cases} x, & x \in [0,1] \\ 0, & x \notin [0,1] \end{cases}$$

Definition.

$$\mathbb{E}[X] = \int_{-\infty}^{+\infty} f_X(x) \cdot x \, dx$$

$$\mathbb{E}[T] = \underbrace{\frac{1}{2} 1^2}_{\text{Area of triangle}} = \frac{1}{2}$$

Uniform Density – Expectation

$$X \sim \text{Unif}(a, b)$$

$$f_X(x) = \begin{cases} \frac{1}{b-a} & x \in [a, b] \\ 0 & \text{else} \end{cases}$$

$$\mathbb{E}[X] = \int_{-\infty}^{+\infty} f_X(x) \cdot x \, dx$$

$$\begin{aligned} &= \frac{1}{b-a} \int_a^b x \, dx = \frac{1}{b-a} \left(\frac{x^2}{2} \right) \Big|_a^b = \frac{1}{b-a} \left(\frac{b^2 - a^2}{2} \right) \\ &= \frac{(b-a)(a+b)}{2(b-a)} = \frac{a+b}{2} \end{aligned}$$

Uniform Density – Variance

$$X \sim \text{Unif}(a, b)$$

$$f_X(x) = \begin{cases} \frac{1}{b-a} & x \in [a, b] \\ 0 & \text{else} \end{cases}$$

$$\mathbb{E}[X^2] =$$

Uniform Density – Variance

$$X \sim \text{Unif}(a, b)$$

$$f_X(x) = \begin{cases} \frac{1}{b-a} & x \in [a, b] \\ 0 & \text{else} \end{cases}$$

$$\mathbb{E}[X^2] = \int_{-\infty}^{+\infty} f_X(x) \cdot x^2 \, dx$$

$$= \frac{1}{b-a} \int_a^b x^2 \, dx = \frac{1}{b-a} \left(\frac{x^3}{3} \right) \Big|_a^b = \frac{b^3 - a^3}{3(b-a)}$$

$$= \frac{(b-a)(b^2 + ab + a^2)}{3(b-a)} = \frac{b^2 + ab + a^2}{3}$$

Uniform Density – Variance

$$X \sim \text{Unif}(a, b)$$

$$\text{Var}(X) = \mathbb{E}[X^2] - \mathbb{E}[X]^2$$

$$\mathbb{E}[X^2] = \frac{b^2 + ab + a^2}{3} \quad \mathbb{E}[X] = \frac{a + b}{2}$$

Uniform Density – Variance

$$\mathbb{E}[X^2] = \frac{b^2 + ab + a^2}{3}$$

$$\mathbb{E}[X] = \frac{a + b}{2}$$

$$X \sim \text{Unif}(a, b)$$

$$\text{Var}(X) = \mathbb{E}[X^2] - \mathbb{E}[X]^2$$

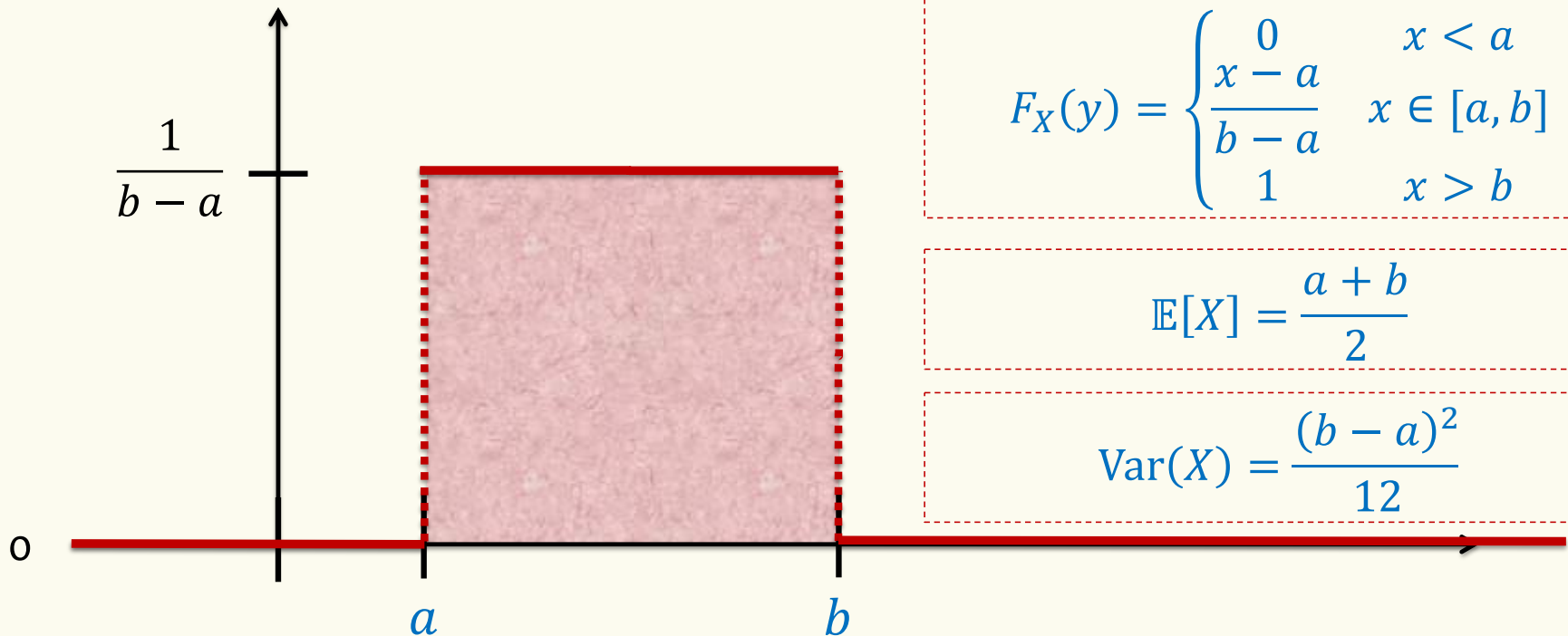
$$= \frac{b^2 + ab + a^2}{3} - \frac{a^2 + 2ab + b^2}{4}$$

$$= \frac{4b^2 + 4ab + 4a^2}{12} - \frac{3a^2 + 6ab + 3b^2}{12}$$

$$= \frac{b^2 - 2ab + a^2}{12} = \frac{(b - a)^2}{12}$$

Uniform Distribution Summary

$X \sim \text{Unif}(a, b)$



$$f_X(x) = \begin{cases} \frac{1}{b-a} & x \in [a, b] \\ 0 & \text{else} \end{cases}$$

$$F_X(y) = \begin{cases} 0 & x < a \\ \frac{x-a}{b-a} & x \in [a, b] \\ 1 & x > b \end{cases}$$

$$\mathbb{E}[X] = \frac{a+b}{2}$$

$$\text{Var}(X) = \frac{(b-a)^2}{12}$$

Agenda

- Zoo of continuous random variables
 - Uniform Distribution
 - Exponential Distribution ◀
 - Normal Distribution

Exponential Density

Assume expected # of occurrences of an event per unit of time is λ (independently)

- Cars going through intersection
- Number of lightning strikes
- Requests to web server
- Patients admitted to ER
- Rate of radioactive decay

Numbers of occurrences of event in one unit of time: Poisson distribution

$$P(W = i) = e^{-\lambda} \frac{\lambda^i}{i!} \quad (\text{Discrete})$$

How long to wait until next event? Exponential density!

Let's define it and then derive it!

Exponential Density - Warmup

$$W \sim Poi(\lambda) \Rightarrow P(W = i) = e^{-\lambda} \frac{\lambda^i}{i!}$$

Assume expected # of occurrences of an event per unit of time is λ (independently)

What is $\mathbb{E}[Z_t]$ where $Z_t = \#$ occurrences of event per t units of time?

Exponential Density - Warmup

$$W \sim Poi(\lambda) \Rightarrow P(W = i) = e^{-\lambda} \frac{\lambda^i}{i!}$$

Assume expected # of occurrences of an event per unit of time is λ (independently)

What is the distribution of $Z_t = \#$ occurrences of event per t units of time?

$$\mathbb{E}[Z_t] = t\lambda$$

Z_t is independent over disjoint intervals

$$\text{So } Z_t \sim Poi(t\lambda)$$

$$W \sim Poi(\lambda) \Rightarrow P(W = i) = e^{-\lambda} \frac{\lambda^i}{i!}$$

The Exponential PDF/CDF

Assume expected # of occurrences of an event per unit of time is λ (independently)

Numbers of occurrences of event: Poisson distribution

How long to wait until next event? Exponential density!

- Let X be the time till the first event. We will compute $F_X(t)$ and $f_X(t)$
- We know $Z_t \sim Poi(t\lambda)$ is the # of events in the first t units of time, for $t \geq 0$.

$$W \sim Poi(\lambda) \Rightarrow P(W = i) = e^{-\lambda} \frac{\lambda^i}{i!}$$

The Exponential PDF/CDF

Assume expected # of occurrences of an event per unit of time is λ (independently)

Numbers of occurrences of event: Poisson distribution

How long to wait until next event? Exponential density!

- The exponential RV has range $[0, \infty]$, unlike Poisson with range $\{0, 1, 2, \dots\}$
- Let $X \sim Exp(\lambda)$ be the time till the first event. We will compute $F_X(t)$ and $f_X(t)$
- We know $Z_t \sim Poi(t\lambda)$ be the # of events in the first t units of time, for $t \geq 0$.
- $P(X > t) = P(\text{no event in the first } t \text{ units}) = P(Z_t = 0) = e^{-t\lambda} \frac{(t\lambda)^0}{0!} = e^{-t\lambda}$
- $F_X(t) = P(X \leq t) = 1 - P(X > t) = 1 - e^{-t\lambda}$
- $f_X(t) = \frac{d}{dt} F_X(t) = \lambda e^{-t\lambda}$

$$P(X > t) = e^{-t\lambda}$$

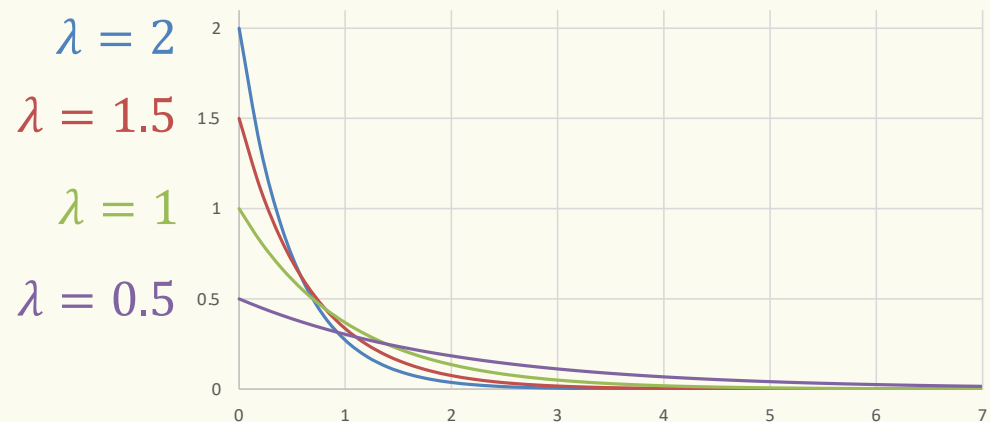
Exponential Distribution

Definition. An **exponential random variable** X with parameter $\lambda \geq 0$ is follows the exponential density

$$f_X(x) = \begin{cases} \lambda e^{-\lambda x} & x \geq 0 \\ 0 & x < 0 \end{cases}$$

We write $X \sim \text{Exp}(\lambda)$ and say X that follows the exponential distribution.

CDF: For $y \geq 0$,
 $F_X(y) = 1 - e^{-\lambda y}$



Expectation

$$\mathbb{E}[X] = \int_{-\infty}^{+\infty} f_X(x) \cdot x \, dx$$

$$f_X(x) = \begin{cases} \lambda e^{-\lambda x} & x \geq 0 \\ 0 & x < 0 \end{cases}$$

$$P(X > t) = e^{-t\lambda}$$

Expectation

$$\begin{aligned}\mathbb{E}[X] &= \int_{-\infty}^{+\infty} f_X(x) \cdot x \, dx \\ &= \int_0^{+\infty} \lambda e^{-\lambda x} \cdot x \, dx \\ &= \left(-\left(x + \frac{1}{\lambda}\right) e^{-\lambda x} \right) \Big|_0^{\infty} = \frac{1}{\lambda}\end{aligned}$$

Somewhat complex calculation
use integral by parts

$$f_X(x) = \begin{cases} \lambda e^{-\lambda x} & x \geq 0 \\ 0 & x < 0 \end{cases}$$

$$P(X > t) = e^{-t\lambda}$$

$$\mathbb{E}[X] = \frac{1}{\lambda}$$

$$\text{Var}(X) = \frac{1}{\lambda^2}$$

$$P(X > t) = e^{-t\lambda}$$

Exponential Distribution

We write $X \sim \text{Exp}(\lambda)$ and say X that follows the exponential distribution.

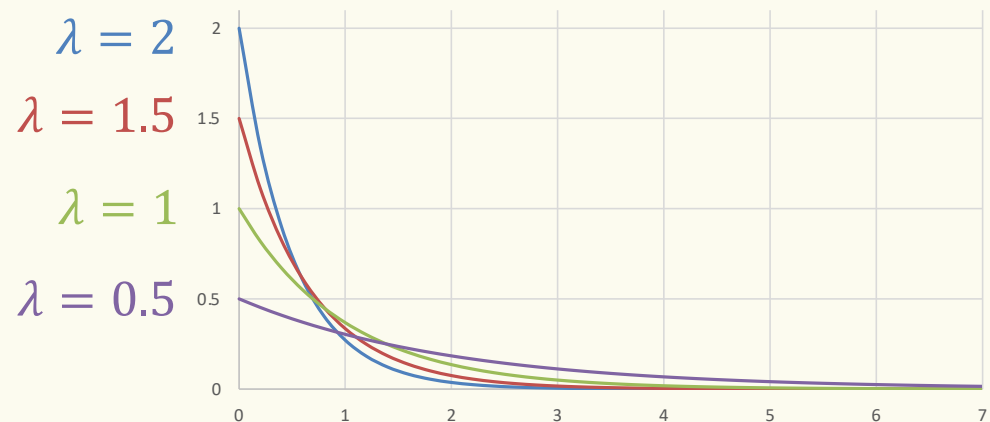
Definition. An **exponential random variable** X with parameter $\lambda \geq 0$ is follows the exponential density

$$f_X(x) = \begin{cases} \lambda e^{-\lambda x} & x \geq 0 \\ 0 & x < 0 \end{cases}$$

CDF: For $y \geq 0$,
 $F_X(y) = 1 - e^{-\lambda y}$

$$\mathbb{E}[X] = \frac{1}{\lambda}$$

$$\text{Var}(X) = \frac{1}{\lambda^2}$$





Memorylessness

Definition. A random variable is **memoryless** if for all $s, t > 0$,

$$P(X > s + t \mid X > s) = P(X > t).$$

Fact. $X \sim \text{Exp}(\lambda)$ is memoryless.

Assuming an exponential distribution, if you've waited s minutes,
The probability of waiting t more is exactly same as when $s = 0$.

Memorylessness of Exponential

Fact. $X \sim \text{Exp}(\lambda)$ is memoryless.

Proof.

$$P(X > s + t \mid X > s) =$$

$$P(X > t) = e^{-\lambda t}$$

Proof that assuming exp distr, if you've waited s minutes, prob of waiting t more is exactly same as when $s = 0$

Memorylessness of Exponential

$$P(X > t) = e^{-\lambda t}$$

Proof that assuming exp distr, if you've waited s minutes, prob of waiting t more is exactly same as when $s = 0$

Fact. $X \sim \text{Exp}(\lambda)$ is memoryless.

Proof.

$$\begin{aligned} P(X > s + t \mid X > s) &= \frac{P(\{X > s + t\} \cap \{X > s\})}{P(X > s)} \\ &= \frac{P(X > s + t)}{P(X > s)} \\ &= \frac{e^{-\lambda(s+t)}}{e^{-\lambda s}} = e^{-\lambda t} = P(X > t) \end{aligned}$$

The only memoryless RVs are the geometric RV (discrete) and Exp RV (continuous)

Example

- Time it takes to check someone out at a grocery store is exponential with an expected value of 10 mins.
- Independent for different customers
- If you are the second person in line, what is the probability that you will have to wait between 10 and 20 mins?

Example

- Time it takes to check someone out at a grocery store is exponential with an expected value of **10** mins.
- Independent for different customers
- If you are the second person in line, what is the probability that you will have to wait between **10** and **20** mins?

$$T \sim \text{Exp}\left(\frac{1}{10}\right)$$

$$P(10 \leq T \leq 20) = \int_{10}^{20} \frac{1}{10} e^{-\frac{x}{10}} dx$$

$$y = \frac{x}{10} \text{ so } dy = \frac{dx}{10}$$

$$P(10 \leq T \leq 20) = \int_1^2 e^{-y} dy = -e^{-y} \Big|_1^2 = e^{-1} - e^{-2}$$

Example

- Time it takes to check someone out at a grocery store is exponential with an expected value of 10 mins.
- Independent for different customers
- If you are the second person in line, what is the probability that you will have to wait between 10 and 20 mins?

$$T \sim \text{Exp}\left(\frac{1}{10}\right)$$

$$\text{so } F_T(t) = 1 - e^{-\frac{t}{10}}$$

$$\begin{aligned} P(10 \leq T \leq 20) &= F_T(20) - F_T(10) \\ &= 1 - e^{-\frac{20}{10}} - \left(1 - e^{-\frac{10}{10}}\right) = e^{-1} - e^{-2} \end{aligned}$$

Agenda

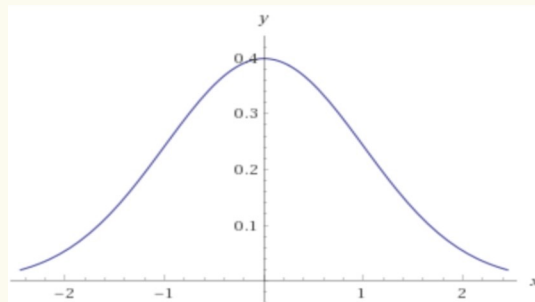
- Zoo
 - Uniform Distribution
 - Exponential Distribution
 - Normal Distribution ◀

The Normal Distribution

Definition. A **Gaussian (or normal) random variable** with parameters $\mu \in \mathbb{R}$ and $\sigma \geq 0$ has density

$$f_X(x) = \frac{1}{\sqrt{2\pi}\sigma} e^{-\frac{(x-\mu)^2}{2\sigma^2}}$$

We say that X follows the Normal Distribution, and write $X \sim \mathcal{N}(\mu, \sigma^2)$.



$\mathcal{N}(0, 1)$.



Carl Friedrich
Gauss

The Normal Distribution

Definition. A **Gaussian (or normal) random variable** with parameters $\mu \in \mathbb{R}$ and $\sigma \geq 0$ has density

$$f_X(x) = \frac{1}{\sqrt{2\pi}\sigma} e^{-\frac{(x-\mu)^2}{2\sigma^2}}$$

We say that X follows the Normal Distribution, and write $X \sim \mathcal{N}(\mu, \sigma^2)$.

Fact. If $X \sim \mathcal{N}(\mu, \sigma^2)$, then $\mathbb{E}[X] = \mu$, and $\text{Var}(X) = \sigma^2$



Carl Friedrich
Gauss

The Normal Distribution

Definition. A **Gaussian (or normal) random variable** with parameters $\mu \in \mathbb{R}$ and $\sigma \geq 0$ has density

$$f_X(x) = \frac{1}{\sqrt{2\pi}\sigma} e^{-\frac{(x-\mu)^2}{2\sigma^2}}$$

We say that X follows the Normal Distribution, and write $X \sim \mathcal{N}(\mu, \sigma^2)$.

Fact. If $X \sim \mathcal{N}(\mu, \sigma^2)$, then $\mathbb{E}[X] = \mu$, and $\text{Var}(X) = \sigma^2$

Proof of expectation is easy because density curve is symmetric around μ ,

$f_X(\mu - x) = f_X(\mu + x)$, but proof for variance requires integration of $e^{-x^2/2}$

We will see next time why the normal distribution is (in some sense) the most important distribution.



Carl Friedrich
Gauss

The Normal Distribution

Aka a “Bell Curve” (imprecise name)

