

CONTENTS INCLUDE:

- Java Keywords
- Standard Java Packages
- Character Escape Sequences
- Collections and Common Algorithms
- Regular Expressions
- JAR Files

Core Java

By Cay S. Horstmann

ABOUT CORE JAVA

This refcard gives you an overview of key aspects of the Java language and cheat sheets on the core library (formatted output, collections, regular expressions, logging, properties) as well as the most commonly used tools (javac, java, jar).

JAVA KEYWORDS

Keyword	Description	Example
abstract	an abstract class or method	<pre>abstract class Writable { public abstract void write(Writer out); public void save(String filename) { ... } }</pre>
assert	with assertions enabled, throws an error if condition not fulfilled	<pre>assert param != null; Note: Run with -ea to enable assertions</pre>
boolean	the Boolean type with values true and false	<pre>boolean more = false;</pre>
break	breaks out of a switch or loop	<pre>while ((ch = in.next()) != -1) { if (ch == '\n') break; process(ch); } Note: Also see switch</pre>
byte	the 8-bit integer type	<pre>byte b = -1; // Not the same as 0xFF Note: Be careful with bytes < 0</pre>
case	a case of a switch	see switch
catch	the clause of a try block catching an exception	see try
char	the Unicode character type	<pre>char input = 'Q';</pre>
class	defines a class type	<pre>class Person { private String name; public Person(String aName) { name = aName; } public void print() { System.out.println(name); } }</pre>
const	not used	
continue	continues at the end of a loop	<pre>while ((ch = in.next()) != -1) { if (ch == ' ') continue; process(ch); }</pre>
default	the default clause of a switch	see switch
do	the top of a do/while loop	<pre>do { ch = in.next(); } while (ch == '');</pre>
double	the double-precision floating-number type	<pre>double oneHalf = 0.5;</pre>
else	the else clause of an if statement	see if
enum	an enumerated type	<pre>enum Mood { SAD, HAPPY };</pre>
extends	defines the parent class of a class	<pre>class Student extends Person { private int id; public Student(String name, int anId) { ... } public void print() { ... } }</pre>
final	a constant, or a class or method that cannot be overridden	<pre>public static final int DEFAULT_ID = 0;</pre>

Java Keywords, continued

Keyword	Description	Example
finally	the part of a try block that is always executed	see try
float	the single-precision floating-point type	<pre>float oneHalf = 0.5F;</pre>
for	a loop type	<pre>for (int i = 10; i >= 0; i--) System.out.println(i); for (String s : line.split("\\s+")) System.out.println(s); Note: In the "generalized" for loop, the expression after the : must be an array or an Iterable</pre>
goto	not used	
if	a conditional statement	<pre>if (input == 'Q') System.exit(0); else more = true;</pre>
implements	defines the interface(s) that a class implements	<pre>class Student implements Printable { ... }</pre>
import	imports a package	<pre>import java.util.ArrayList; import com.dzone.refcardz.*;</pre>
instanceof	tests if an object is an instance of a class	<pre>if (fred instanceof Student) value = ((Student) fred).getId(); Note: null instanceof T is always false</pre>
int	the 32-bit integer type	<pre>int value = 0;</pre>
interface	an abstract type with methods that a class can implement	<pre>interface Printable { void print(); }</pre>
long	the 64-bit long integer type	<pre>long worldPopulation = 6710044745L;</pre>
native	a method implemented by the host system	
new	allocates a new object or array	<pre>Person fred = new Person("Fred");</pre>
null	a null reference	<pre>Person optional = null;</pre>
package	a package of classes	<pre>package com.dzone.refcardz;</pre>
private	a feature that is accessible only by methods of this class	see class
protected	a feature that is accessible only by methods of this class, its children, and other classes in the same package	<pre>class Student { protected int id; ... }</pre>



Get More Refcardz (They're free!)

- Authoritative content
- Designed for developers
- Written by top experts
- Latest tools & technologies
- Hot tips & examples
- Bonus content online
- New issue every 1-2 weeks

Subscribe Now for FREE!
Refcardz.com

Java Keywords, continued

Keyword	Description	Example
public	a feature that is accessible by methods of all classes	see class
return	returns from a method	int getId() { return id; }
short	the 16-bit integer type	short skirtLength = 24;
static	a feature that is unique to its class, not to objects of its class	public class WriteUtil { public static void write(Writable[] ws, String filename); public static final String DEFAULT_EXT = ".dat"; }
strictfp	Use strict rules for floating-point computations	
super	invoke a superclass constructor or method	public Student(String name, int anId) { super (name); id = anId; } public void print() { super .print(); System.out.println(id); }
switch	a selection statement	switch (ch) { case 'Q': case 'q': more = false; break; case ' ': break; default: process(ch); break; } Note: If you omit a break, processing continues with the next case.
synchronized	a method or code block that is atomic to a thread	public synchronized void addGrade(String gr) { grades.add(gr); }
this	the implicit argument of a method, or a constructor of this class	public Student(String id) { this .id = id;} public Student() { this (""); }
throw	throws an exception	if (param == null) throw new IllegalArgumentException();
throws	the exceptions that a method can throw	public void print() throws PrinterException, IOException
transient	marks data that should not be persistent	class Student { private transient Data cachedData; ... }
try	a block of code that traps exceptions	try { fred.print(out); } catch (PrinterException ex) { ex.printStackTrace(); } } finally { out.close(); }
void	denotes a method that returns no value	public void print() { ... }
volatile	ensures that a field is coherently accessed by multiple threads	class Student { private volatile int nextId; ... }
while	a loop	while (in.hasNext()) process(in.next());

STANDARD JAVA PACKAGES

java.applet	Applets (Java programs that run inside a web page)
java.awt	Graphics and graphical user interfaces
java.beans	Support for JavaBeans components (classes with properties and event listeners)
java.io	Input and output
java.lang	Language support
java.math	Arbitrary-precision numbers
java.net	Networking
java.nio	"New" (memory-mapped) I/O
java.rmi	Remote method invocations
java.security	Security support
java.sql	Database support
java.text	Internationalized formatting of text and numbers
java.util	Utilities (including data structures, concurrency, regular expressions, and logging)

OPERATOR PRECEDENCE

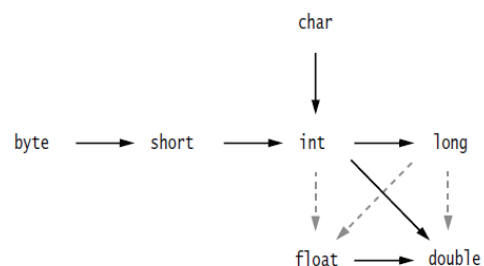
Operators with the same precedence		Notes
[] . () (method call)	Left to right	
! ~ ++ -- + (unary) - (unary) () (cast) new	Right to left	~ flips each bit of a number
* / %	Left to right	Be careful when using % with negative numbers. -a % b == -(a % b), but a % -b == a % b. For example, -7 % 4 == -3, 7 % -4 == 3.
+ -	Left to right	
<< >> >>>	Left to right	>> is arithmetic shift (n >> 1 == n / 2 for positive and negative numbers), >>> is logical shift (adding 0 to the highest bits). The right hand side is reduced modulo 32 if the left hand side is an int or modulo 64 if the left hand side is a long. For example, 1 << 35 == 1 << 3.
< <= > >= instanceof	Left to right	null instanceof T is always false
== !=	Left to right	Checks for identity. Use equals to check for structural equality.
&	Left to right	Bitwise AND; no lazy evaluation with bool arguments
^	Left to right	Bitwise XOR
	Left to right	Bitwise OR; no lazy evaluation with bool arguments
&&	Left to right	
	Left to right	
?:	Right to left	
= += -= *= /= %= &= = ^= <<= >>= >>>=	Right to left	

PRIMITIVE TYPES

Type	Size	Range	Notes
int	4 bytes	-2,147,483,648 to 2,147,483,647 (just over 2 billion)	The wrapper type is Integer. Use BigInteger for arbitrary precision integers.
short	2 bytes	-32,768 to 32,767	
long	8 bytes	-9,223,372,036,854,775,808 to 9,223,372,036,854,775,807	Literals end with L (e.g. 1L).
byte	1 byte	-128 to 127	Note that the range is not 0 ... 255.
float	4 bytes	approximately ±3.40282347E+38F (6-7 significant decimal digits)	Literals end with F (e.g. 0.5F)
double	8 bytes	approximately ±1.79769313486231570E+308 (15 significant decimal digits)	Use BigDecimal for arbitrary precision floating-point numbers.
char	2 bytes	\u0000 to \uFFFF	The wrapper type is Character. Unicode characters > U+FFFF require two char values.
boolean		true or false	

Legal conversions between primitive types

Dotted arrows denote conversions that may lose precision.



COLLECTIONS AND COMMON ALGORITHMS

ArrayList	An indexed sequence that grows and shrinks dynamically
LinkedList	An ordered sequence that allows efficient insertions and removal at any location
ArrayDeque	A double-ended queue that is implemented as a circular array
HashSet	An unordered collection that rejects duplicates
TreeSet	A sorted set
EnumSet	A set of enumerated type values
LinkedHashSet	A set that remembers the order in which elements were inserted
PriorityQueue	A collection that allows efficient removal of the smallest element
HashMap	A data structure that stores key/value associations
TreeMap	A map in which the keys are sorted
EnumMap	A map in which the keys belong to an enumerated type
LinkedHashMap	A map that remembers the order in which entries were added
WeakHashMap	A map with values that can be reclaimed by the garbage collector if they are not used elsewhere
IdentityHashMap	A map with keys that are compared by ==, not equals

Common Tasks

<code>List<String> strs = new ArrayList<String>();</code>	Collect strings
<code>strs.add("Hello");</code> ; <code>strs.add("World!");</code>	Add strings
<code>for (String str : strs) System.out.println(str);</code>	Do something with all elements in the collection
<code>Iterator<String> iter = strs.iterator();</code> <code>while (iter.hasNext()) {</code> <code>String str = iter.next();</code> <code>if (someCondition(str)) iter.remove();</code> <code>}</code>	Remove elements that match a condition. The remove method removes the element returned by the preceding call to next.
<code>strs.addAll(strColl);</code>	Add all strings from another collection of strings
<code>strs.addAll(Arrays.asList(args))</code>	Add all strings from an array of strings. <code>Arrays.asList</code> makes a List wrapper for an array
<code>strs.removeAll(coll);</code>	Remove all elements of another collection. Uses equals for comparison
<code>if (0 <= i && i < strs.size()) {</code> <code>str = strs.get(i);</code> <code>strs.set(i, "Hello");</code> <code>}</code>	Get or set an element at a specified index
<code>strs.insert(i, "Hello");</code> <code>str = strs.remove(i);</code>	Insert or remove an element at a specified index, shifting the elements with higher index values
<code>String[] arr = new String[strs.size()];</code> <code>strs.toArray(arr);</code>	Convert from collection to array
<code>String[] arr = ...;</code> <code>List<String> lst = Arrays.asList(arr);</code> <code>lst = Arrays.asList("foo", "bar", "baz");</code>	Convert from array to list. Use the varargs form to make a small collection.
<code>List<String> lst = ...;</code> <code>lst.sort();</code> <code>lst.sort(new Comparator<String>() {</code> <code>public int compare(String a, String b) {</code> <code>return a.length() - b.length();</code> <code>}</code> <code>}</code>	Sort a list by the natural order of the elements, or with a custom comparator.
<code>Map<String, Person> map = new</code> <code>LinkedHashMap<String, Person>();</code>	Make a map that is traversed in insertion order (requires hashCode for key type). Use a <code>TreeMap</code> to traverse in sort order (requires that key type is comparable).
<code>for (Map.Entry<String, Person> entry :</code> <code>map.entrySet()) {</code> <code>String key = entry.getKey();</code> <code>Person value = entry.getValue();</code> <code>...</code> <code>}</code>	Iterate through all entries of the map
<code>Person key = map.get(str);</code> // null if not found <code>map.put(key, value);</code>	Get or set a value for a given key

CHARACTER ESCAPE SEQUENCES

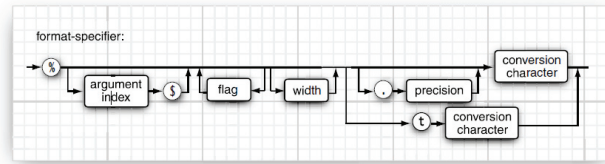
<code>\b</code>	backspace <code>\u0008</code>
<code>\t</code>	tab <code>\u0009</code>
<code>\n</code>	newline <code>\u000A</code>
<code>\f</code>	form feed <code>\u000C</code>
<code>\r</code>	carriage return <code>\u000D</code>
<code>\"</code>	double quote
<code>\'</code>	single quote
<code>\\</code>	backslash
<code>\uhhhh</code> (hhhh is a hex number between 0000 and FFFF)	The UTF-16 code point with value hhhh
<code>\ooo</code> (ooo is an octal number between 0 and 377)	The character with octal value ooo
Note: Unlike in C/C++, <code>\xhh</code> is not allowed	

FORMATTED OUTPUT WITH printf

Typical usage

```
System.out.printf("%4d %8.2f", quantity, price);
String str = String.format("%4d %8.2f", quantity, price);
```

Each format specifier has the following form. See the tables for flags and conversion characters.



Flags

Flag	Description	Example
+	Prints sign for positive and negative numbers	+3333.33
space	Adds a space before positive numbers	3333.33
0	Adds leading zeroes	003333.33
-	Left-justifies field	3333.33
(Encloses negative number in parentheses	(3333.33)
,	Adds group separators	3,333.33
# (for f format)	Always includes a decimal point	3,333.
# (for x or o format)	Adds 0x or 0 prefix	0xcafe
\$	Specifies the index of the argument to be formatted; for example, <code>%1\$d %1\$x</code> prints the first argument in decimal and hexadecimal	159 9F
<	Formats the same value as the previous specification; for example, <code>%d %<x</code> prints the same number in decimal and hexadecimal	159 9F

Conversion characters

Conversion Character	Description	Example
d	Decimal integer	159
x	Hexadecimal integer	9f
o	Octal integer	237
f	Fixed-point floating-point	15.9
e	Exponential floating-point	1.59e+01
g	General floating-point (the shorter of e and f)	
a	Hexadecimal floating-point	0x1.fccdp3
s	String	Hello
c	Character	H
b	boolean	true
h	Hash code	42628b2
tx	Date and time	See the next table
%	The percent symbol	%
n	The platform-dependent line separator	

FORMATTED OUTPUT WITH MessageFormat

Typical usage:

```
String msg = MessageFormat.format("On {1, date, long}, a {0} caused {2,number,currency} of damage.",
    "hurricane", new GregorianCalendar(2009, 0, 15).getTime(), 1.0E8);
```

Yields "On January 1, 1999, a hurricane caused \$100,000,000 of damage"

- The nth item is denoted by `{n, format, subformat}` with optional formats and subformats shown below
- `{0}` is the first item
- The following table shows the available formats
- Use single quotes for quoting, for example `'{'` for a literal left curly brace
- Use `''` for a literal single quote

Formatted Output with MessageFormat, continued

Format	Subformat	Example
number	none	1,234.567
	integer	1,235
	currency	\$1,234.57
	percent	123,457%
date	none or medium	Jan 15, 2009
	short	1/15/09
	long	January 15, 2009
	full	Thursday, January 15, 2009
time	none or medium	3:45:00 PM
	short	3:45 PM
	long	3:45:00 PM PST
	full	3:45:00 PM PST
choice	List of choices, separated by . Each choice has <ul style="list-style-type: none"> a lower bound (use -\u221E for -∞) a relational operator: < for "less than", # or \u2264 for ≤ a message format string For example, {1,choice,0#no houses 1#one house 2#{1} houses}	no house one house 5 houses

REGULAR EXPRESSIONS

Common Tasks

<pre>String[] words = str.split("\\s+");</pre>	Split a string along white space boundaries
<pre>Pattern pattern = Pattern.compile("[0-9]+"); Matcher matcher = pattern.matcher(str); String result = matcher.replaceAll("#");</pre>	Replace all matches. Here we replace all digit sequences with a #.
<pre>Pattern pattern = Pattern.compile("[0-9]+"); Matcher matcher = pattern.matcher(str); while (matcher.find()) { process(str.substring(matcher.start(), matcher.end())); }</pre>	Find all matches.
<pre>Pattern pattern = Pattern.compile("(\\d{0-9})+(\\d{0-9})+(\\d{0-9})"); Matcher matcher = pattern.matcher(str); for (int i = 1; i <= matcher.groupCount(); i++) { process(matcher.group(i)); }</pre>	Find all groups (indicated by parentheses in the pattern). Here we find the hours and minutes in a date.

Regular Expression Syntax

Characters	
c	The character c
\\nnnn, \\xnn, \\0n, \\0nn, \\0nnn	The code unit with the given hex or octal value
\\t, \\n, \\r, \\f, \\a, \\e	The control characters tab, newline, return, form feed, alert, and escape
\\cc	The control character corresponding to the character c
Character Classes	
[C ₁ C ₂ ...]	Union: Any of the characters represented by C ₁ C ₂ ... The C _i are characters, character ranges c ₁ -c ₂ , or character classes. Example: [a-zA-Z0-9_]
[^C ₁ C ₂ ...]	Complement: Characters not represented by any of C ₁ C ₂ ... Example: [^0-9]
[C ₁ &&C ₂ &&...]	Intersection: Characters represented by all of C ₁ C ₂ ... Example: [A-f&&[^G-]]
Predefined Character Classes	
.	Any character except line terminators (or any character if the DOTALL flag is set)
\\d	A digit [0-9]
\\D	A nondigit [^0-9]
\\s	A whitespace character [\\t\\n\\r\\f\\0x0B]
\\S	A nonwhitespace character
\\w	A word character [a-zA-Z0-9_]
\\W	A nonword character
\\p{name}	A named character class—see table below
\\P{name}	The complement of a named character class

Regular Expression Syntax, continued

Boundary Matchers	
^ \$	Beginning, end of input (or beginning, end of line in multiline mode)
\\b	A word boundary
\\B	A nonword boundary
\\A	Beginning of input
\\z	End of input
\\Z	End of input except final line terminator
\\G	End of previous match
Quantifiers	
X?	Optional X
X*	X, 0 or more times
X+	X, 1 or more times
X{n} X{n,} X{n,m}	X n times, at least n times, between n and m times
Quantifier Suffixes	
?	Turn default (greedy) match into reluctant match
+	Turn default (greedy) match into reluctant match
Set Operations	
XY	Any string from X, followed by any string from Y
X Y	Any string from X or Y
Grouping	
(X)	Capture the string matching X as a group
\\g	The match of the gth group
Escapes	
\\c	The character c (must not be an alphabetic character)
\\0 . . . \\E	Quote . . . verbatim
(? . . .)	Special construct—see API notes of Pattern class

Predefined Character Class Names

Lower	ASCII lower case [a-z]
Upper	ASCII upper case [A-Z]
Alpha	ASCII alphabetic [A-Za-z]
Digit	ASCII digits [0-9]
Alnum	ASCII alphabetic or digit [A-Za-z0-9]
XDigit	Hex digits [0-9A-Fa-f]
Print or Graph	Printable ASCII character [\\x21-\\x7E]
Punct	ASCII nonalpha or digit [\\p{Print}&&\\P{Alnum}]
ASCII	All ASCII [\\x00-\\x7F]
Cntrl	ASCII Control character [\\x00-\\x1F]
Blank	Space or tab [\\t]
Space	Whitespace [\\t\\n\\r\\f\\0x0B]
javaLowerCase	Lower case, as determined by Character.isLowerCase()
javaUpperCase	Upper case, as determined by Character.isUpperCase()
javaWhitespace	White space, as determined by Character.isWhiteSpace()
javaMirrored	Mirrored, as determined by Character.isMirrored()
InBlock	Block is the name of a Unicode character block, with spaces removed, such as BasicLatin or Mongolian.
Category or InCategory	Category is the name of a Unicode character category such as L (letter) or Sc (currency symbol).

Flags for matching

The pattern matching can be adjusted with flags, for example:
Pattern pattern = Pattern.compile(patternString, Pattern.CASE_INSENSITIVE + Pattern.UNICODE_CASE)

Flag	Description
CASE_INSENSITIVE	Match characters independently of the letter case. By default, this flag takes only US ASCII characters into account.
UNICODE_CASE	When used in combination with CASE_INSENSITIVE, use Unicode letter case for matching.
MULTILINE	^ and \$ match the beginning and end of a line, not the entire input.
UNIX_LINES	Only '\\n' is recognized as a line terminator when matching ^ and \$ in multiline mode.
DOTALL	When using this flag, the . symbol matches all characters, including line terminators.
CANON_EQ	Takes canonical equivalence of Unicode characters into account. For example, u followed by " (dieresis) matches ü.
LITERAL	The input string that specifies the pattern is treated as a sequence of literal characters, without special meanings for . [] etc.

LOGGING

Common Tasks

Logger logger = Logger.getLogger("com.mycompany.myprog.mycategory");	Get a logger for a category
logger.info("Connection successful.");	Logs a message of level FINE. Available levels are SEVERE, WARNING, INFO, CONFIG, FINE, FINER, FINEST, with corresponding methods severe, warning, and so on.
logger.log(Level.SEVERE, "Unexpected exception", throwable);	Logs the stack trace of a Throwable
logger.setLevel(Level.FINE);	Sets the logging level to FINE. By default, the logging level is INFO, and less severe logging messages are not logged.
Handler handler = new FileHandler("%h/myapp.log", SIZE_LIMIT, LOG_ROTATION_COUNT); handler.setFormatter(new SimpleFormatter()); logger.addHandler(handler);	Adds a file handler for saving the log records in a file. See the table below for the naming pattern. This handler uses a simple formatter instead of the XML formatter that is the default for file handlers.

Logging Configuration Files

The logging configuration can be configured through a logging configuration file, by default `jre/lib/logging.properties`. Another file can be specified with the system property `java.util.logging.config.file` when starting the virtual machine. (Note that the `LogManager` runs before `main`.)

Configuration Property	Description	Default														
<code>loggerName.level</code>	The logging level of the logger by the given name	None; the logger inherits the handler from its parent														
<code>handlers</code>	A whitespace or comma-separated list of class names for the root logger. An instance is created for each class name, using the default constructor.	<code>java.util.logging.ConsoleHandler</code>														
<code>loggerName.handlers</code>	A whitespace or comma-separated list of class names for the given logger	None														
<code>loggerName.useParentHandlers</code>	false if the parent logger's handlers (and ultimately the root logger's handlers) should not be used	true														
<code>config</code>	A whitespace or comma-separated list of class names for initialization.	None														
<code>java.util.logging.FileHandler.level</code> <code>java.util.logging.ConsoleHandler.level</code>	The default handler level	Level.ALL for FileHandler, Level.INFO for ConsoleHandler														
<code>java.util.logging.FileHandler.formatter</code> <code>java.util.logging.ConsoleHandler.formatter</code>	The class name of the default filter	None														
<code>java.util.logging.FileHandler.formatter</code> <code>java.util.logging.ConsoleHandler.formatter</code>	The class name of the default formatter	<code>java.util.logging.XMLFormatter</code> for FileHandler, <code>java.util.logging.SimpleFormatter</code> for ConsoleHandler														
<code>java.util.logging.FileHandler.encoding</code> <code>java.util.logging.ConsoleHandler.encoding</code>	The default encoding	default platform encoding														
<code>java.util.logging.FileHandler.limit</code>	The default limit for rotating log files, in bytes	0 (No limit), but set to 50000 in <code>jre/lib/logging.properties</code>														
<code>java.util.logging.FileHandler.count</code>	The default number of rotated log files	1														
<code>java.util.logging.FileHandler.pattern</code>	The default naming pattern for log files. The following tokens are replaced when the file is created: <table border="1" data-bbox="324 1764 609 1953"> <thead> <tr> <th>Token</th> <th>Description</th> </tr> </thead> <tbody> <tr> <td>/</td> <td>Path separator</td> </tr> <tr> <td>%t</td> <td>System temporary directory</td> </tr> <tr> <td>%h</td> <td>Value of <code>user.home</code> system property</td> </tr> <tr> <td>%g</td> <td>The generation number of rotated logs</td> </tr> <tr> <td>%u</td> <td>A unique number for resolving naming conflicts</td> </tr> <tr> <td>%%</td> <td>The % character</td> </tr> </tbody> </table>	Token	Description	/	Path separator	%t	System temporary directory	%h	Value of <code>user.home</code> system property	%g	The generation number of rotated logs	%u	A unique number for resolving naming conflicts	%%	The % character	<code>%h/java%u.log</code>
Token	Description															
/	Path separator															
%t	System temporary directory															
%h	Value of <code>user.home</code> system property															
%g	The generation number of rotated logs															
%u	A unique number for resolving naming conflicts															
%%	The % character															
<code>java.util.logging.FileHandler.append</code>	The default append mode for file loggers; true to append to an existing log file	false														

PROPERTY FILES

- Contain name/value pairs, separated by `=`, `:`, or whitespace
- Whitespace around the name or before the start of the value is ignored
- Lines can be continued by placing an `\` as the last character; leading whitespace on the continuation line is ignored

```
button1.tooltip = This is a long \
    tooltip text.
```
- `\t \n \f \r \\ \uxxxx` escapes are recognized (but not `\b` or octal escapes)
- Files are assumed to be encoded in ISO 8859-1; use `native2ascii` to encode non-ASCII characters into Unicode escapes
- Blank lines and lines starting with `#` or `!` are ignored

Typical usage:

```
Properties props = new Properties();
props.load(new FileInputStream("prog.properties"));
String value = props.getProperty("button1.tooltip");
// null if not present
```

Also used for resource bundles:

```
ResourceBundle bundle = ResourceBundle.getBundle("prog");
// Searches for prog_en_US.properties,
// prog_en.properties, etc.
String value = bundle.getString("button1.tooltip");
```

JAR FILES

- Used for storing applications, code libraries
- By default, class files and other resources are stored in ZIP file format
- `META-INF/MANIFEST.MF` contains JAR metadata
- `META-INF/services` can contain service provider configuration
- Use the `jar` utility to make JAR files

jar Utility Options

Option	Description
<code>c</code>	Creates a new or empty archive and adds files to it. If any of the specified file names are directories, the jar program processes them recursively.
<code>C</code>	Temporarily changes the directory. For example, <code>jar cvfc myprog.jar classes *.class</code> changes to the <code>classes</code> subdirectory to add class files.
<code>e</code>	Creates a Main-Class entry in the manifest <code>jar cvfe myprog.jar com.mycom.mypkg.MainClass files</code>
<code>f</code>	Specifies the JAR file name as the second command-line argument. If this parameter is missing, jar will write the result to standard output (when creating a JAR file) or read it from standard input (when extracting or tabulating a JAR file).
<code>i</code>	Creates an index file (for speeding up lookups in a large archive)
<code>m</code>	Adds a manifest to the JAR file. <code>jar cvfm myprog.jar mymanifest.mf files</code>
<code>M</code>	Does not create a manifest file for the entries.
<code>t</code>	Displays the table of contents. <code>jar tvf myprog.jar</code>
<code>u</code>	Updates an existing JAR file <code>jar uf myprog.jar com/mycom/mypkg/SomeClass.class</code>
<code>v</code>	Generates verbose output.
<code>x</code>	Extracts files. If you supply one or more file names, only those files are extracted. Otherwise, all files are extracted. <code>jar xf myprog.jar</code>
<code>0</code>	Stores without ZIP compression

COMMON javac OPTIONS

Option	Purpose
-cp or -classpath	Sets the class path, used to search for class files. The class path is a list of directories, JAR files, or expressions of the form <i>directory/*</i> (Unix) or <i>directory*</i> (Windows). The latter refers to all JAR files in the given directory. Class path items are separated by : (Unix) or ; (Windows). If no class path is specified, it is set to the current directory. If a class path is specified, the current directory is not automatically included—add a . item if you want to include it.
-sourcepath	Sets the path used to search for source files. If source and class files are present for a given file, the source is compiled if it is newer. If no source path is specified, it is set to the current directory.
-d	Sets the path used to place the class files. Use this option to separate .java and .class files.
-source	Sets the source level. Valid values are 1.3, 1.4, 1.5, 1.6, 5, 6
-deprecation	Gives detail information about the use of deprecated features
-Xlint:unchecked	Gives detail information about unchecked type conversion warnings

COMMON java OPTIONS

Option	Purpose
-cp or -classpath	Sets the class path, used to search for class files. See the previous table for details. Note that javac can succeed when java fails if the current directory is on the source path but not the class path.
-ea or -enableassertions	Enable assertions. By default, assertions are disabled.
-Dproperty=value	Sets a system property that can be retrieved by System.getProperty(String)
-jar	Runs a program contained in a JAR file whose manifest has a Main-Class entry. When this option is used, the class path is ignored.
-verbose	Shows the classes that are loaded. This option may be useful to debug class loading problems.
-Xmsize -Xmxsize	Sets the initial or maximum heap size. The size is a value in bytes. Add a suffix k or m for kilobytes or megabytes, for example, -Xmx10m

ABOUT THE AUTHOR



Cay S. Horstmann

Cay S. Horstmann has written many books on C++, Java and object-oriented development, is the series editor for Core Books at Prentice-Hall and a frequent speaker at computer industry conferences. For four years, Cay was VP and CTO of an Internet startup that went from 3 people in a tiny office to a public company. He is now a computer science professor at San Jose State University. He was elected Java Champion in 2005.

Publications

- Core Java, with Gary Cornell (Sun Microsystems Press 1996–2007)
- Core JavaServer Faces, with David Geary (Sun Microsystems Press 2004–2006)
- Big Java (John Wiley & Sons 2001–2007)



Web Site

<http://horstmann.com>

Blog

<http://weblogs.java.net/blog/cayhorstmann>

RECOMMENDED BOOKS



Core Java, now in its 8th edition, is a no-nonsense tutorial and reliable reference into all aspects of Java SE 6.

BUY NOW

books.dzone.com/books/corejava1
books.dzone.com/books/corejava2

Want More? **Download Now.** Subscribe at refcardz.com

Upcoming Refcardz:

- Agile Methodologies: Best Practices
- Core CSS: Part II
- Spring Annotations
- PHP
- JUnit
- SOA Patterns
- Core CSS: Part III
- Scalability and High Availability
- MySQL
- Seam

Available:

- Published **September 2008**
 - Getting Started with JPA
 - JavaServer Faces
 - Struts2
 - Core CSS: Part I
- Published **August 2008**
 - Core .NET
 - Very First Steps in Flex
 - C#
 - Groovy

Published July 2008


- NetBeans IDE 6.1 Java Editor
- RSS and Atom
- GlassFish Application Server
- Silverlight 2
- IntelliJ IDEA

Published June 2008

- jQuerySelectors
- Flexible Rails: Flex 3 on Rails 2

Published May 2008

- Windows PowerShell
- Dependency Injection in EJB 3



Design Patterns
Published June 2008

Visit <http://refcardz.dzone.com> for a complete listing of available Refcardz.



DZone communities deliver over 3.5 million pages per month to more than 1.5 million software developers, architects and designers. DZone offers something for every developer, including news, tutorials, blogs, cheatsheets, feature articles, source code and more. **"DZone is a developer's dream,"** says PC Magazine.

DZone, Inc.
1251 NW Maynard
Cary, NC 27513

888.678.0399
919.678.0300

Refcardz Feedback Welcome
refcardz@dzone.com

Sponsorship Opportunities
sales@dzone.com

ISBN-13: 978-1-934238-26-4
ISBN-10: 1-934238-26-0



\$7.95