


CSE 143

read: 12.5

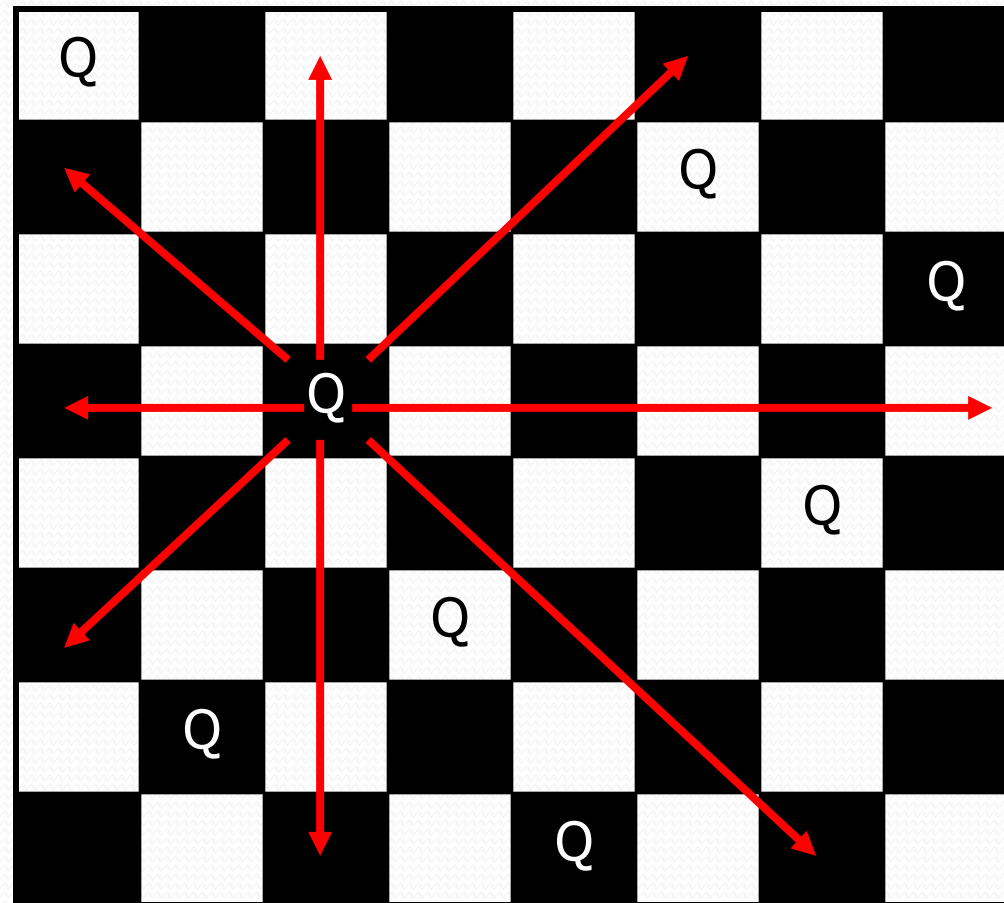
Lecture 18: recursive backtracking



The "8 Queens" problem


- Consider the problem of trying to place 8 queens on a chess board such that no queen can attack another queen.

- What are the "choices"?
- How do we "make" or "un-make" a choice?
- How do we know when to stop?



Naive algorithm

- for (each square on board):
 - Place a queen there.
 - Try to place the rest of the queens.
 - Un-place the queen.
- How large is the solution space for this algorithm?
 - $64 * 63 * 62 * \dots$



Better algorithm idea

- Observation: In a working solution, exactly 1 queen must appear in each row and in each column.
 - Redefine a "choice" to be valid placement of a queen in a particular column.
 - How large is the solution space now?
 - $8 * 8 * 8 * \dots$

	1	2	3	4	5	6	7	8
1	Q					
2						
3		Q	...					
4			...					
5			Q					
6								
7								
8								

Exercise

- Suppose we have a `Board` class with these methods:

Method/Constructor	Description
<code>public Board(int size)</code>	construct empty board
<code>public boolean isSafe(int row, int column)</code>	true if queen can be safely placed here
<code>public void place(int row, int column)</code>	place queen here
<code>public void remove(int row, int column)</code>	remove queen from here
<code>public String toString()</code>	text display of board

- Write a method `solveQueens` that accepts a `Board` as a parameter and tries to place 8 queens on it safely.
 - Your method should stop exploring if it finds a solution.

Recall: Backtracking

A general pseudo-code algorithm for backtracking problems:

Explore(**choices**):

- if there are no more **choices** to make: stop.
- else, for each available choice **C**:
 - Choose **C**.
 - Explore the remaining **choices**.
 - Un-choose **C**, if necessary. (backtrack!)

Exercise solution

```
// Searches for a solution to the 8 queens problem
// with this board, reporting the first result found.
public static void solveQueens(Board board) {
    if (solveQueens(board, 1)) {
        System.out.println("One solution is as follows:");
        System.out.println(board);
    } else {
        System.out.println("No solution found.");
    }
}

...

```

Exercise solution, cont'd.

```
// Recursively searches for a solution to 8 queens on this
// board, starting with the given column, returning true if a
// solution is found and storing that solution in the board.
// PRE: queens have been safely placed in columns 1 to (col-1)
public static boolean solveQueens(Board board, int col) {
    if (col > board.size()) {
        return true;    // base case: all columns are placed
    } else {
        // recursive case: place a queen in this column
        for (int row = 1; row <= board.size(); row++) {
            if (board.isSafe(row, col)) {
                board.place(row, col);           // choose
                if (explore(board, col + 1)) { // explore
                    return true;    // solution found
                }
                b.remove(row, col);           // un-choose
            }
        }
        return false;    // no solution found
    }
}
```