

Building Java Programs


Chapter 2

Lecture 2-1: Expressions and Variables

reading: 2.1 - 2.2

Hackles

By Drake Emko & Jen Brodzik



<http://hackles.org>

Copyright © 2001 Drake Emko & Jen Brodzik

Data and expressions

reading: 2.1

The computer's view

- Internally, computers store everything as 1's and 0's

- Example:

h → 0110100

"hi" → 01101000110101

104 → 0110100

- How can the computer tell the difference between an `h` and `104`?
- **type**: A category or set of data values.
 - Constrains the operations that can be performed on data
 - Many languages ask the programmer to specify types
 - Examples: integer, real number, string

Java's primitive types

- **primitive types**: 8 simple types for numbers, text, etc.
 - Java also has **object types**, which we'll talk about later

Name	Description	Examples
<code>int</code>	integers (up to $2^{31} - 1$)	<code>42, -3, 0, 926394</code>
<code>double</code>	real numbers (up to 10^{308})	<code>3.1, -0.25, 9.4e3</code>
<code>char</code>	single text characters	<code>'a', 'X', '?', '\n'</code>
<code>boolean</code>	logical values	<code>true, false</code>

- Why does Java distinguish integers vs. real numbers?

Integer or real number?

- Which category is more appropriate?

integer (<code>int</code>)	real number (<code>double</code>)

1. Temperature in degrees Celsius
2. The population of lemmings
3. Your grade point average
4. A person's age in years
5. A person's weight in pounds
6. A person's height in meters
7. Number of miles traveled
8. Number of dry days in the past month
9. Your locker number
10. Number of seconds left in a game
11. The sum of a group of integers
12. The average of a group of integers

- credit: Kate Deibel

Expressions

- **expression:** A value or operation that computes a value.
 - Examples:
 - $1 + 4 * 5$
 - $(7 + 2) * 6 / 3$
 - 42
 - "Hello, world!"
 - The simplest expression is a *literal value*.
 - A complex expression can use operators and parentheses.

Arithmetic operators

- **operator**: Combines multiple values or expressions.

+	addition
-	subtraction (or negation)
*	multiplication
/	division
%	modulus (a.k.a. remainder)

- As a program runs, its expressions are *evaluated*.
 - `1 + 1` evaluates to `2`
 - `System.out.println(3 * 4);` prints `12`
 - How would we print the text `3 * 4`?

Integer division with /

- When we divide integers, the quotient is also an integer.
 - $14 / 4$ is 3, not 3.5

$$\begin{array}{r} \underline{\quad 3} \\ 4 \) \ 14 \\ \underline{12} \\ 2 \end{array}$$

$$\begin{array}{r} \underline{\quad 4} \\ 10 \) \ 45 \\ \underline{40} \\ 5 \end{array}$$

$$\begin{array}{r} \underline{\quad 52} \\ 27 \) \ 1425 \\ \underline{135} \\ 75 \\ \underline{54} \\ 21 \end{array}$$

- More examples:

- $32 / 5$ is 6
- $84 / 10$ is 8
- $156 / 100$ is 1

- Dividing by 0 causes an error when your program runs.

Integer remainder with %

- The % operator computes the remainder from integer division.

- $14 \% 4$ is 2
- $218 \% 5$ is 3

$$\begin{array}{r} \underline{3} \\ 4 \) \ 14 \\ \underline{12} \\ \mathbf{2} \end{array}$$

$$\begin{array}{r} \underline{43} \\ 5 \) \ 218 \\ \underline{20} \\ 18 \\ \underline{15} \\ \mathbf{3} \end{array}$$

What is the result?

$$45 \% 6$$

$$2 \% 2$$

$$8 \% 20$$

$$11 \% 0$$

- Applications of % operator:

- Obtain last digit of a number: $230857 \% 10$ is 7
- Obtain last 4 digits: $658236489 \% 10000$ is 6489
- See whether a number is odd: $7 \% 2$ is 1, $42 \% 2$ is 0

Remember PEMDAS?

- **precedence:** Order in which operators are evaluated.

- Generally operators evaluate left-to-right.

$1 - 2 - 3$ is $(1 - 2) - 3$ which is -4

- But $*$ / $\%$ have a higher level of precedence than $+$ -

$1 + 3 * 4$ is 13

$6 + 8 / 2 * 3$

$6 + 4 * 3$

$6 + 12$ is 18

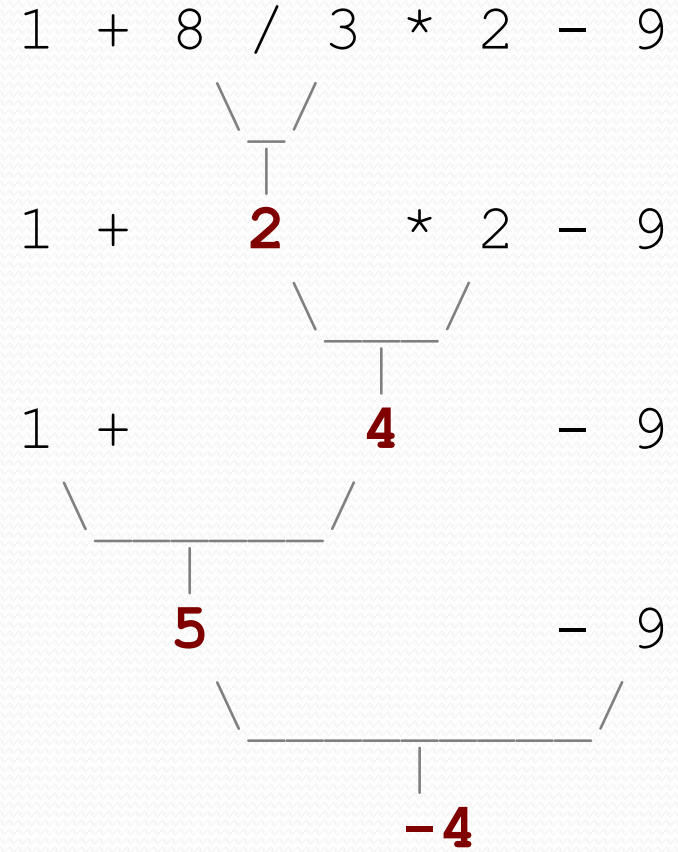
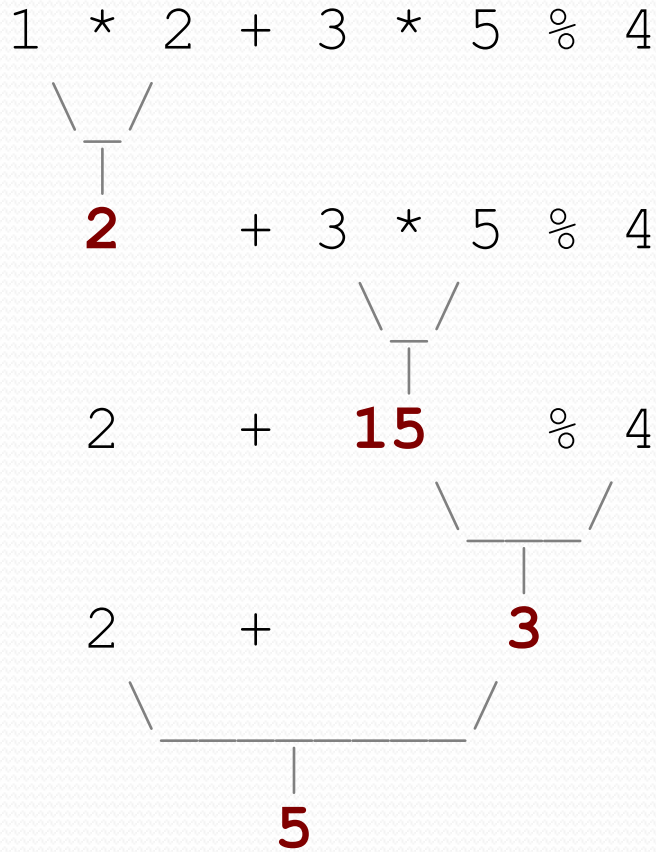
- Parentheses can force a certain order of evaluation:

$(1 + 3) * 4$ is 16

- Spacing does not affect order of evaluation

$1+3 * 4-2$ is 11

Precedence examples



Precedence questions

- What values result from the following expressions?
 - $9 / 5$
 - $695 \% 20$
 - $7 + 6 * 5$
 - $7 * 6 + 5$
 - $248 \% 100 / 5$
 - $6 * 3 - 9 / 4$
 - $(5 - 7) * 4$
 - $6 + (18 \% (17 - 12))$

Real numbers (type double)

- Examples: `6.022` , `-42.0` , `2.143e17`
 - Placing `.0` or `.` after an integer makes it a double.
- The operators `+` `-` `*` `/` `%` `()` all still work with double.
 - `/` produces an exact answer: `15.0 / 2.0` is `7.5`
 - Precedence is the same: `()` before `*` `/` `%` before `+` `-`

Real number example

$$2.0 * 2.4 + 2.25 * 4.0 / 2.0$$



4.8

$$+ 2.25 * 4.0 / 2.0$$



9.0

$$/ 2.0$$

4.8

+

4.8

+

4.5



9.3

Precision in real numbers

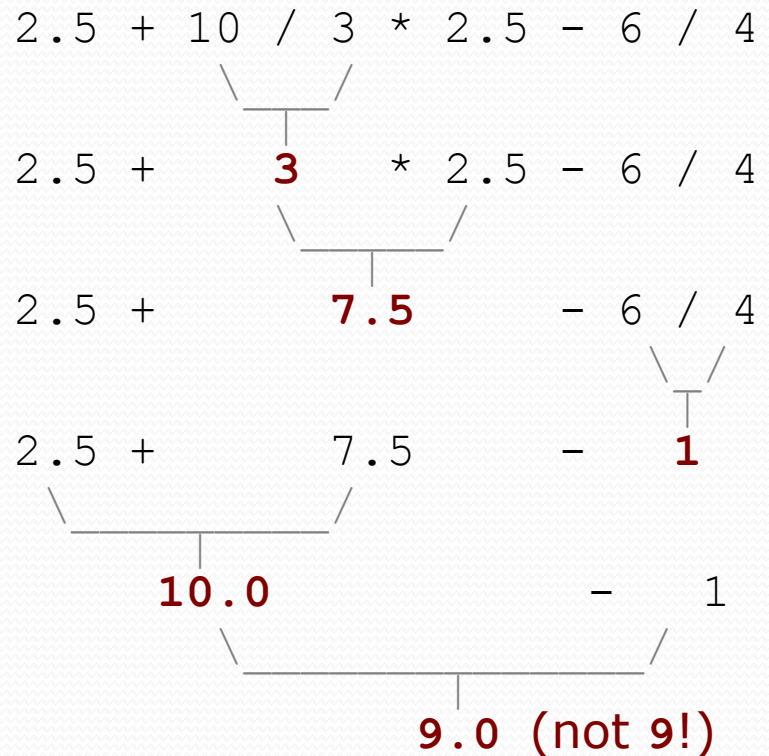
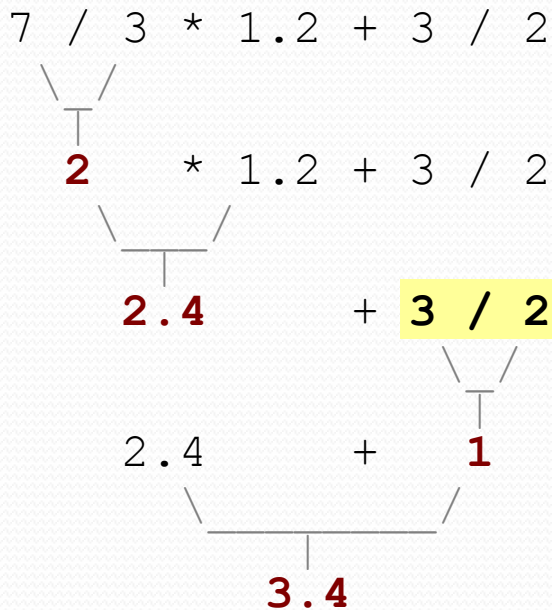
- The computer internally represents real numbers in an imprecise way.
- Example:

```
System.out.println(0.1 + 0.2);
```

 - The output is 0.30000000000000004!

Mixing types

- When `int` and `double` are mixed, the result is a `double`.
 - `4.2 * 3` is `12.6`
- The conversion is per-operator, affecting only its operands.



- `3 / 2` is `1` above, not `1.5`.

String concatenation

- **string concatenation:** Using + between a string and another value to make a longer string.

```
"hello" + 42      is "hello42"  
1 + "abc" + 2    is "1abc2"  
"abc" + 1 + 2    is "abc12"  
1 + 2 + "abc"    is "3abc"  
"abc" + 9 * 3    is "abc27"  
"1" + 1          is "11"  
4 - 1 + "abc"    is "3abc"
```

- Use + to print a string and an expression's value together.
 - `System.out.println("Grade: " + (95.1 + 71.9) / 2);`
 - **Output:** Grade: 83.5



Variables

reading: 2.2

Receipt example

What's bad about the following code?

```
public class Receipt {
    public static void main(String[] args) {
        // Calculate total owed, assuming 8% tax / 15% tip
        System.out.println("Subtotal:");
        System.out.println(38 + 40 + 30);

        System.out.println("Tax:");
        System.out.println((38 + 40 + 30) * .08);
        System.out.println("Tip:");
        System.out.println((38 + 40 + 30) * .15);
        System.out.println("Total:");
        System.out.println(38 + 40 + 30 +
            (38 + 40 + 30) * .08 +
            (38 + 40 + 30) * .15);
    }
}
```

- The subtotal expression $(38 + 40 + 30)$ is repeated
- So many `println` statements

Variables

- **variable:** A piece of the computer's memory that is given a name and type, and can store a value.
 - Like preset stations on a car stereo, or cell phone speed dial:



- Steps for using a variable:
 - *Declare* it - state its name and type
 - *Initialize* it - store a value into it
 - *Use* it - print it or use it as part of an expression

Declaration

- **variable declaration:** Sets aside memory for storing a value.
 - Variables must be declared before they can be used.

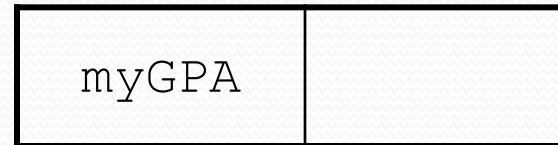
- Syntax:

type name;

- `int zipcode;`



- `double myGPA;`



Assignment

- **assignment**: Stores a value into a variable.
 - The value can be an expression; the variable stores its result.
- Syntax:
name = expression;

- `int zipcode;`
`zipcode = 90210;`

zipcode	90210
---------	-------

- `double myGPA;`
`myGPA = 1.0 + 2.25;`

myGPA	3.25
-------	------

Using variables

- Once given a value, a variable can be used in expressions:

```
int x;  
x = 3;  
System.out.println("x is " + x);           // x is 3  
System.out.println(5 * x - 1);           // 14
```

- You can assign a value more than once:

```
int x;  
x = 3;  
System.out.println(x + " here");           // 3 here
```



```
x = 4 + 7;  
System.out.println("now x is " + x); // now x is 11
```


Declaration/initialization

- A variable can be declared/initialized in one statement.

- Syntax:

type name = expression;

- `int x = (11 % 3) + 12;`

x	14
---	----

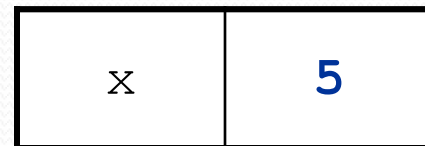
- `double myGPA = 3.95;`

myGPA	3.95
-------	------

Assignment vs. algebra

- Assignment uses `=`, but it is not an algebraic equation.
 - `=` means, *"store the value at right in variable at left"*
 - `x = 3;` means, *"x becomes 3" or "x should now store 3"*
- **ERROR:** `3 = 1 + 2;` is an illegal statement, because 3 is not a variable.
- What happens here?

```
int x = 3;  
x = x + 2;    // ???
```



Assignment exercise

- What is the output of the following Java code?

```
int x;  
x = 3;  
int y = x;  
x = 5;  
y = y + x;  
System.out.println(x);  
System.out.println(y);
```

Assignment and types

- A variable can only store a value of its own type.
 - `int x = 2.5; // ERROR: incompatible types`
- An `int` value can be stored in a `double` variable.
 - The value is converted into the equivalent real number.

- `double myGPA = 4;`

myGPA	4.0
-------	-----

- `double avg = 11 / 2;`

avg	5.0
-----	-----

- Why does `avg` store 5.0 and not 5.5 ?

Compiler errors

- A variable can't be used until it is assigned a value.

- `int x;`

- `System.out.println(x); // ERROR: x has no value`

- You may not declare the same variable twice.

- `int x;`

- `int x;`

- `// ERROR: x already exists`

- `int x = 3;`

- `int x = 5;`

- `// ERROR: x already exists`

- How can this code be fixed?

Printing a variable's value

- Use + to print a string and a variable's value on one line.

- ```
double grade = (95.1 + 71.9 + 82.6) / 3.0;
System.out.println("Your grade was " + grade);
```

```
int students = 11 + 17 + 4 + 19 + 14;
System.out.println("There are " + students +
 " students in the course.");
```

- Output:

```
Your grade was 83.2
```

```
There are 65 students in the course.
```

# Receipt question

Improve the receipt program using variables.

```
public class Receipt {
 public static void main(String[] args) {
 // Calculate total owed, assuming 8% tax / 15% tip
 System.out.println("Subtotal:");
 System.out.println(38 + 40 + 30);

 System.out.println("Tax:");
 System.out.println((38 + 40 + 30) * .08);

 System.out.println("Tip:");
 System.out.println((38 + 40 + 30) * .15);

 System.out.println("Total:");
 System.out.println(38 + 40 + 30 +
 (38 + 40 + 30) * .15 +
 (38 + 40 + 30) * .08);
 }
}
```

# Receipt answer

```
public class Receipt {
 public static void main(String[] args) {
 // Calculate total owed, assuming 8% tax / 15% tip
 int subtotal = 38 + 40 + 30;
 double tax = subtotal * .08;
 double tip = subtotal * .15;
 double total = subtotal + tax + tip;

 System.out.println("Subtotal: " + subtotal);
 System.out.println("Tax: " + tax);
 System.out.println("Tip: " + tip);
 System.out.println("Total: " + total);
 }
}
```